



US00D921303S

(12) **United States Design Patent** (10) **Patent No.:** **US D921,303 S**  
**Bates et al.** (45) **Date of Patent:** **\*\* Jun. 1, 2021**

(54) **STRAP FITTING FOR GIRTH STRAPS OF EQUESTRIAN SADDLES**  
(71) Applicant: **Hammersmith Nominees Pty Ltd,**  
West Perth (AU)  
(72) Inventors: **Ronald Gordon Bates,** West Perth  
(AU); **Them Phat Tran,** Dianella (AU)  
(73) Assignee: **Hammersmith Nominees Pty Ltd,**  
West Perth (AU)

1,301,102 A \* 4/1919 Cary ..... B65D 63/06  
24/23 W  
D133,265 S \* 8/1942 Kasen ..... D11/218  
D139,523 S \* 11/1944 Larson ..... D30/140  
2,643,431 A \* 6/1953 Schwarz ..... A41F 15/002  
24/200  
2,807,852 A \* 10/1957 Rave ..... A44B 11/2588  
24/197  
3,641,739 A 2/1972 Stubben  
3,861,126 A 1/1975 Morrison  
D313,204 S \* 12/1990 Bodt ..... D11/218  
D313,343 S \* 1/1991 Sachs ..... D11/218  
(Continued)

(\*\*) Term: **15 Years**

**FOREIGN PATENT DOCUMENTS**

(21) Appl. No.: **29/688,778**

DE 9318151 U1 1/1994  
DE 102009008629 A1 8/2010

(22) Filed: **Apr. 24, 2019**

**OTHER PUBLICATIONS**

(30) **Foreign Application Priority Data**

Mar. 20, 2018—(EP) Extended European Search Report—App  
19208298.0.

Nov. 15, 2018 (AU) ..... 201816822

(51) **LOC (13) Cl.** ..... **30-04**

(52) **U.S. Cl.**  
USPC ..... **D30/139**

*Primary Examiner* — Jennifer L Watkins

(74) *Attorney, Agent, or Firm* — Banner & Witcoff, Ltd.

(58) **Field of Classification Search**  
USPC ..... D30/134, 135, 136, 137, 138, 139, 140,  
D30/141; D29/122; D8/44, 349, 356,  
D8/323, 367  
CPC ..... Y10T 24/1465; Y10T 24/4093; Y10T  
24/4086; Y10T 24/4088; Y10T 24/4599;  
Y10T 24/4012; B65D 63/08; B65D  
63/16; A44B 11/04; A44B 11/18; A44B  
11/2588; A44B 11/28; A44B 11/06; A44B  
11/02; A44B 11/10; A44B 11/266  
See application file for complete search history.

(57) **CLAIM**

The ornamental design for a strap fitting for girth straps of equestrian saddles, as shown and described.

**DESCRIPTION**

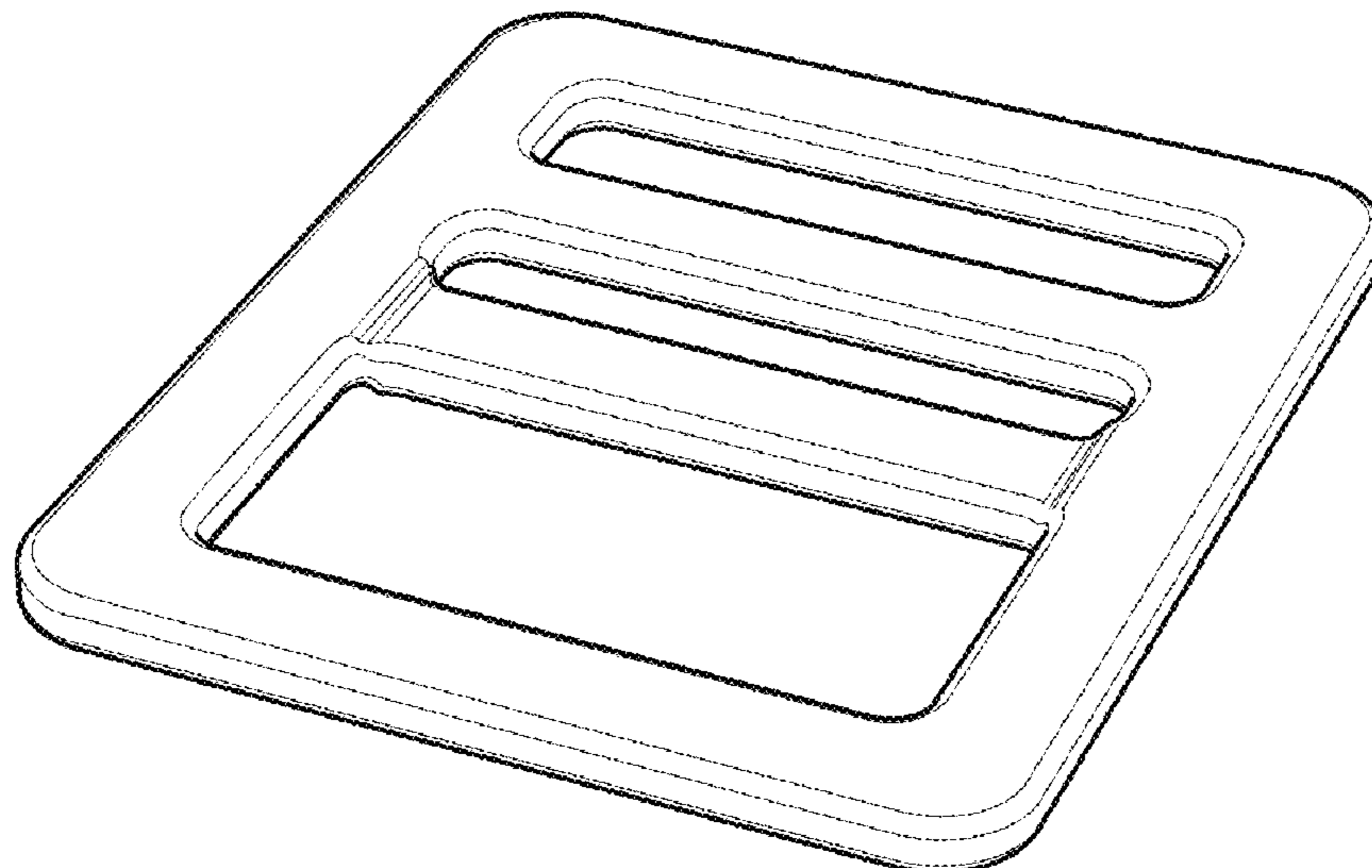
FIG. 1 is a bottom front perspective view of a strap fitting for girth straps of equestrian saddles showing our new design;  
FIG. 2 is a top rear perspective view thereof;  
FIG. 3 is a front view thereof;  
FIG. 4 is a rear view thereof;  
FIG. 5 is a top view thereof;  
FIG. 6 is a bottom view thereof;  
FIG. 7 is a left side view thereof; and,  
FIG. 8 is a right side view thereof.

(56) **References Cited**

**U.S. PATENT DOCUMENTS**

634,014 A \* 10/1899 Molloy ..... A44B 11/04  
24/198  
D33,686 S \* 12/1900 Oswald ..... D30/139

**1 Claim, 3 Drawing Sheets**



(56)

**References Cited**

U.S. PATENT DOCUMENTS

5,307,542 A \* 5/1994 Murai ..... A44B 11/04  
24/169  
D568,787 S \* 5/2008 Yang ..... D11/218  
7,552,515 B2 \* 6/2009 Funo ..... A44B 11/04  
24/200  
D653,169 S \* 1/2012 Lo ..... D11/218  
D671,447 S \* 11/2012 Nerison, Sr. .... D11/218  
D688,765 S \* 8/2013 Kelly ..... D22/108  
D721,010 S \* 1/2015 Spater ..... D11/218  
D741,148 S \* 10/2015 Liu ..... D8/356  
D804,937 S \* 12/2017 Paik ..... D8/356  
D828,975 S \* 9/2018 Guvenc ..... A41B 15/02  
D2/500  
D885,254 S \* 5/2020 Jiang ..... D11/218  
D890,022 S \* 7/2020 Alcantra ..... D11/218  
D900,673 S \* 11/2020 Chou ..... D11/212

\* cited by examiner

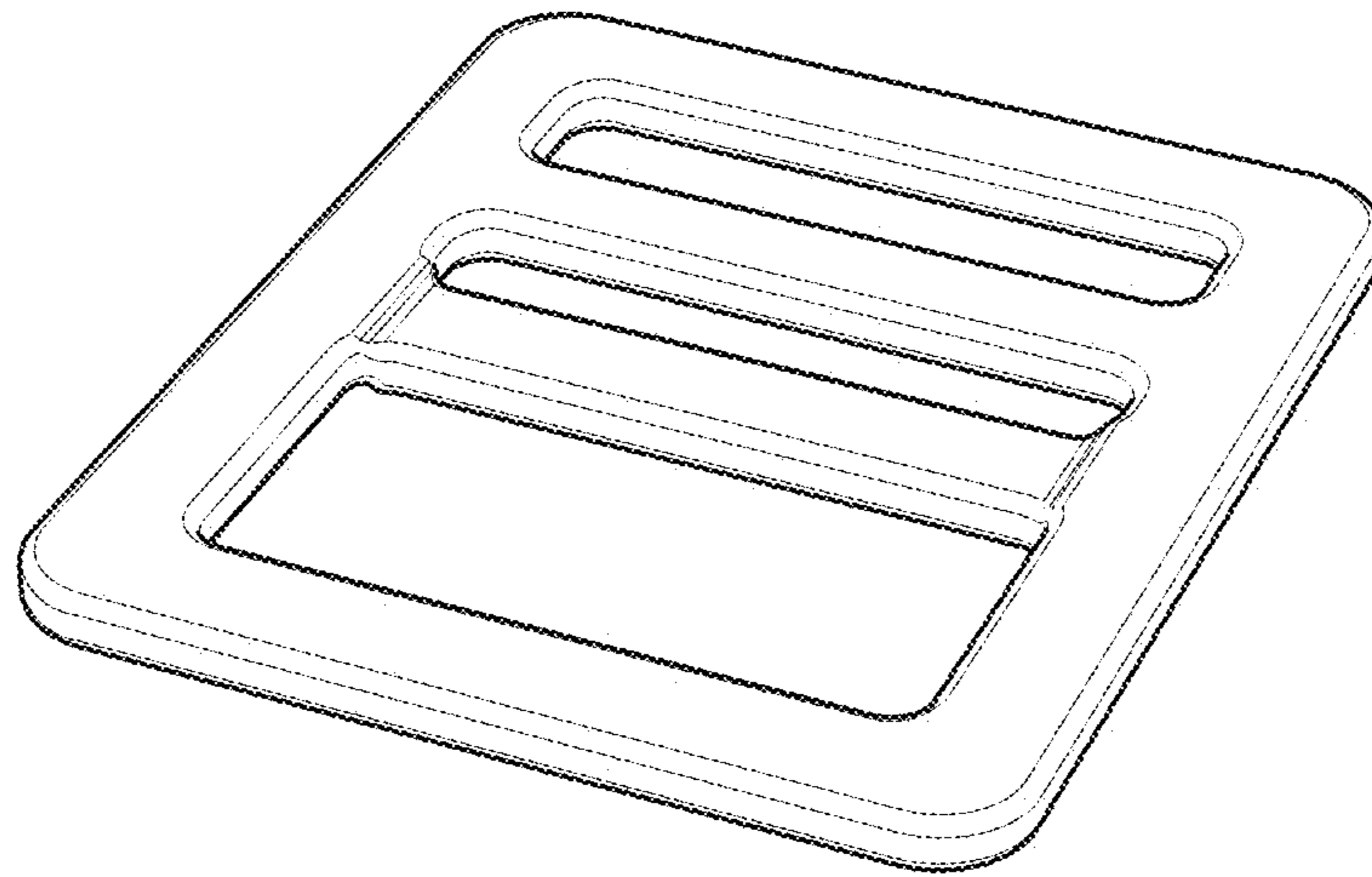


FIGURE 1

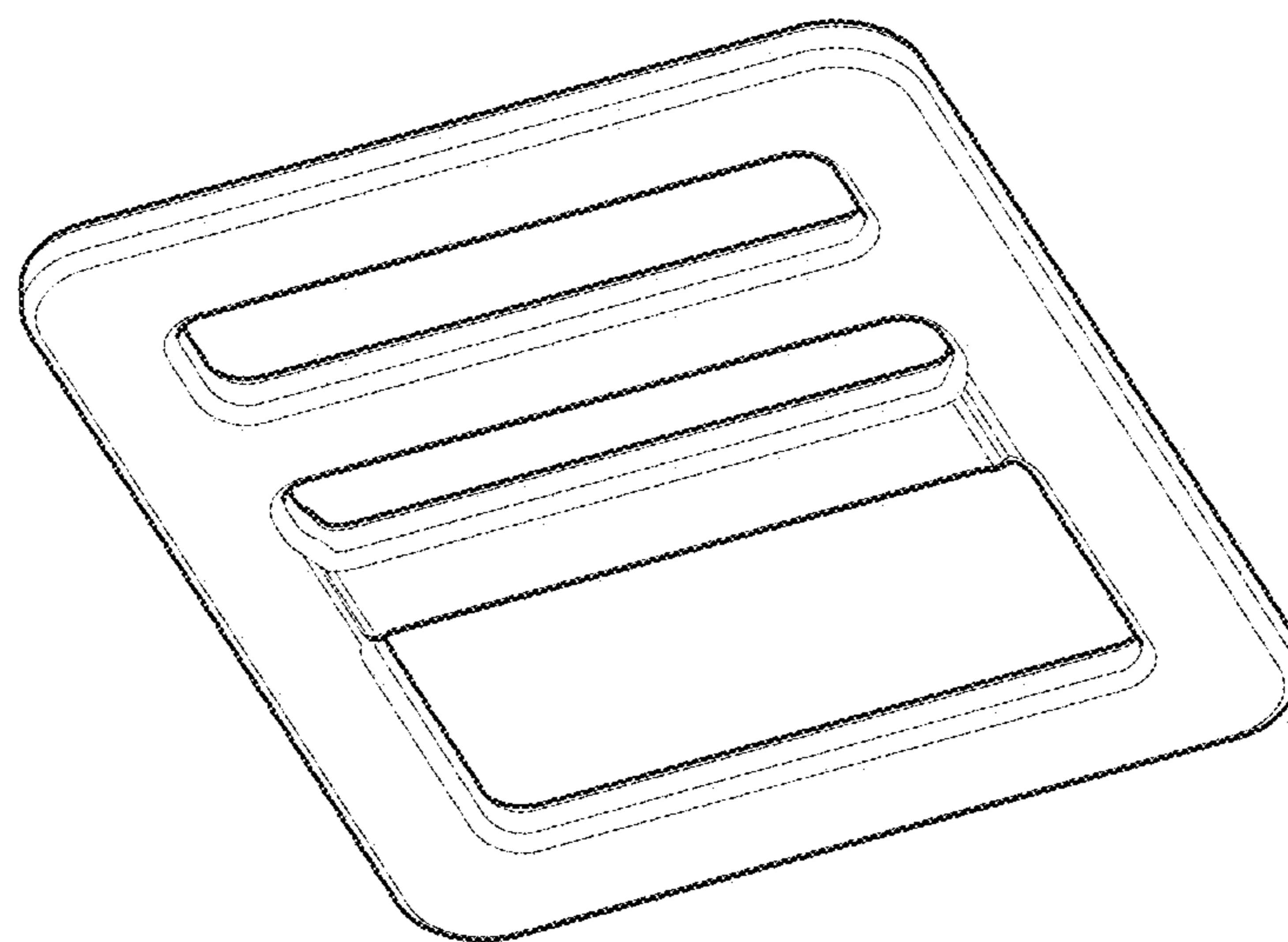


FIGURE 2

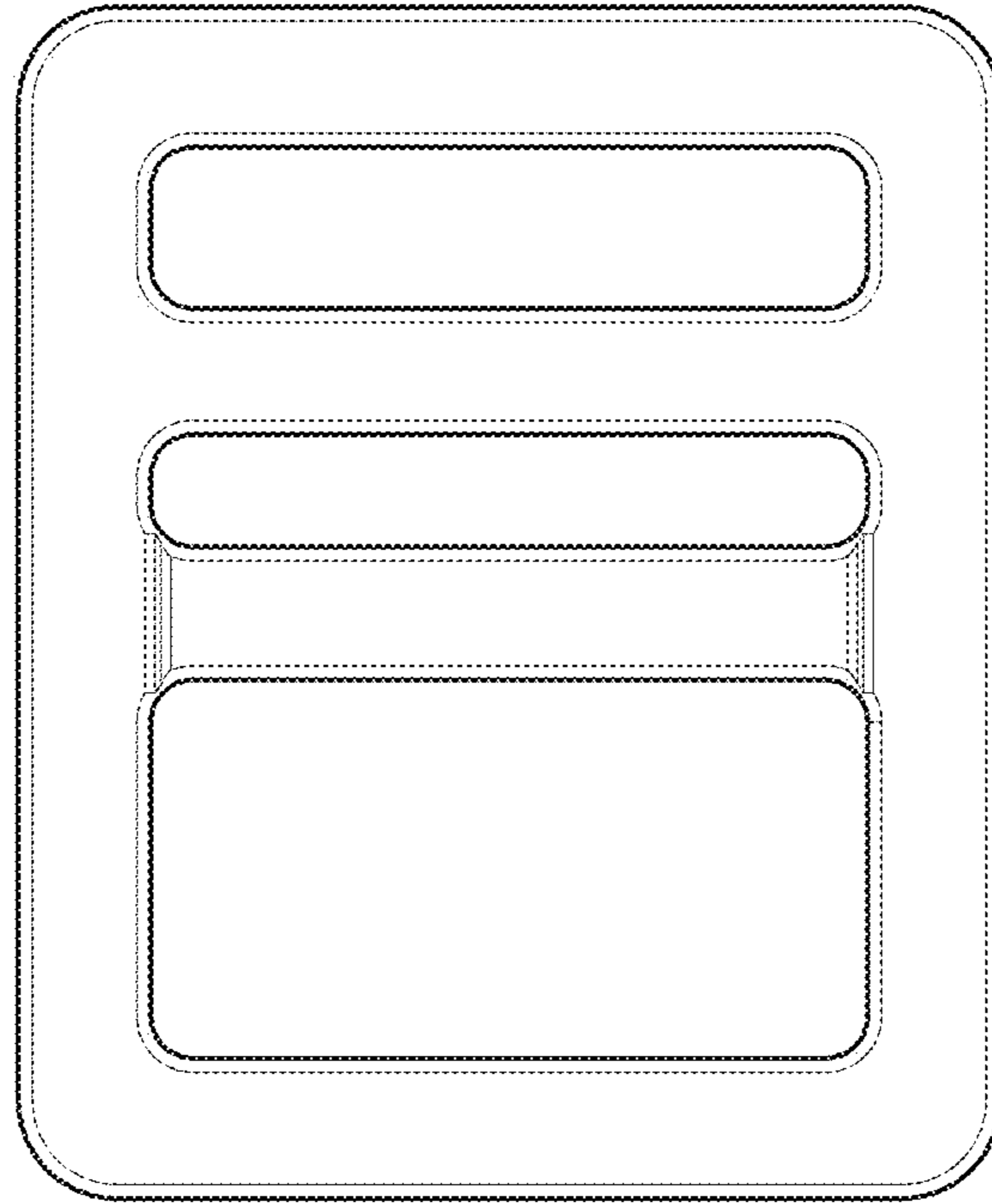


FIGURE 3




FIGURE 4



FIGURE 5



FIGURE 6



FIGURE 7




FIGURE 8