



US00D921300S

(12) **United States Design Patent** (10) **Patent No.:** **US D921,300 S**
Mitchell-Khan (45) **Date of Patent:** **** Jun. 1, 2021**

(54) **FACE SHIELD**

(71) Applicant: **Andrea LaShonn Mitchell-Khan,**
Redmond, WA (US)
(72) Inventor: **Andrea LaShonn Mitchell-Khan,**
Redmond, WA (US)

(**) Term: **15 Years**

(21) Appl. No.: **29/746,024**

(22) Filed: **Aug. 11, 2020**

(51) **LOC (13) Cl.** **29-02**

(52) **U.S. Cl.**
USPC **D29/110**

(58) **Field of Classification Search**
USPC D29/105, 109-110; D2/876, 882, 884,
D2/893
CPC A41D 13/1184; A42B 3/226
See application file for complete search history.

(56) **References Cited**

U.S. PATENT DOCUMENTS

D284,710 S *	7/1986	Hatchman	D29/109
D306,363 S *	2/1990	Stackhouse	D29/110
D329,444 S *	9/1992	Rauch	D29/109
D539,485 S *	3/2007	Huh	D29/110
7,490,359 B2	2/2009	Landis		
7,725,949 B2	6/2010	Landis		
10,052,233 B2	8/2018	Yang et al.		
2007/0220649 A1 *	9/2007	Huh	A42B 3/226 2/9
2016/0050990 A1 *	2/2016	Hayes	A42B 1/0182 2/9

OTHER PUBLICATIONS

Op-d-op II face shield. <https://opdop.com/> (Year: 2019).*
Protective Face Shield, https://www.amazon.com/Sellstrom-S32151-Multi-Purpose-Cutting-Grinding/dp/B000150J3C?ref_=fscpl_pl_dp_3.
Replacement Shields, <https://www.windingroad.com/articles/blogs/buyers-guide-replacement-shields/>.

* cited by examiner

Primary Examiner — Robert A Delehanty

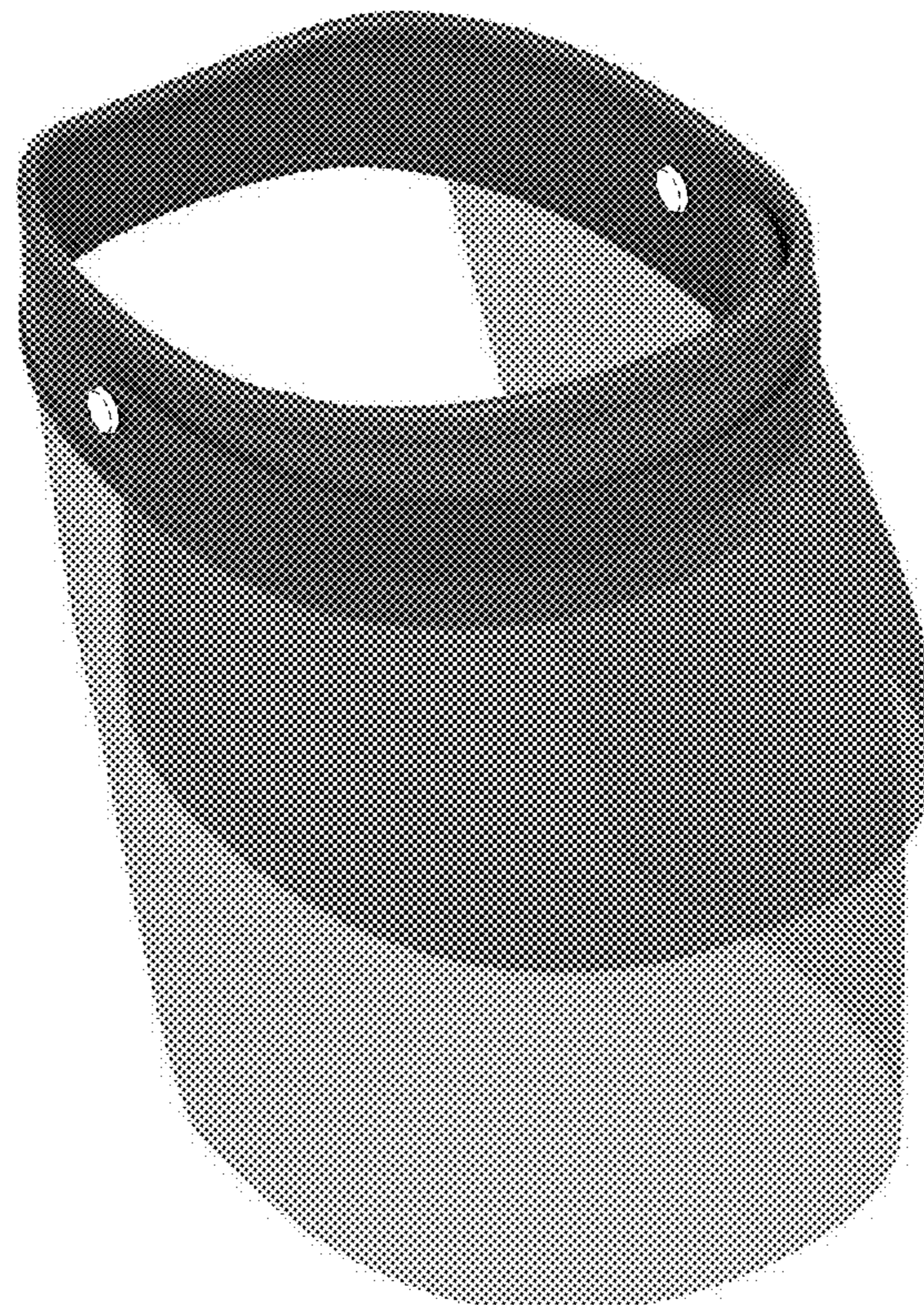
(57) **CLAIM**

The ornamental design for a face shield, as shown and described.

DESCRIPTION

FIG. 1 is a top-front-left perspective view of a face shield showing my new design;
FIG. 2 is a top-rear-left perspective view thereof;
FIG. 3 is a bottom-rear-left perspective view thereof;
FIG. 4 is a front elevational view thereof;
FIG. 5 is a rear elevational view thereof;
FIG. 6 is a top plan view thereof;
FIG. 7 is a bottom view thereof;
FIG. 8 is a right-side elevational view thereof; and,
FIG. 9 is a left-side elevational view thereof.
The broken lines showing of visor wheels in FIGS. 1-9 are included for the purpose of showing environmental structure and form no part of the claimed design.

1 Claim, 9 Drawing Sheets



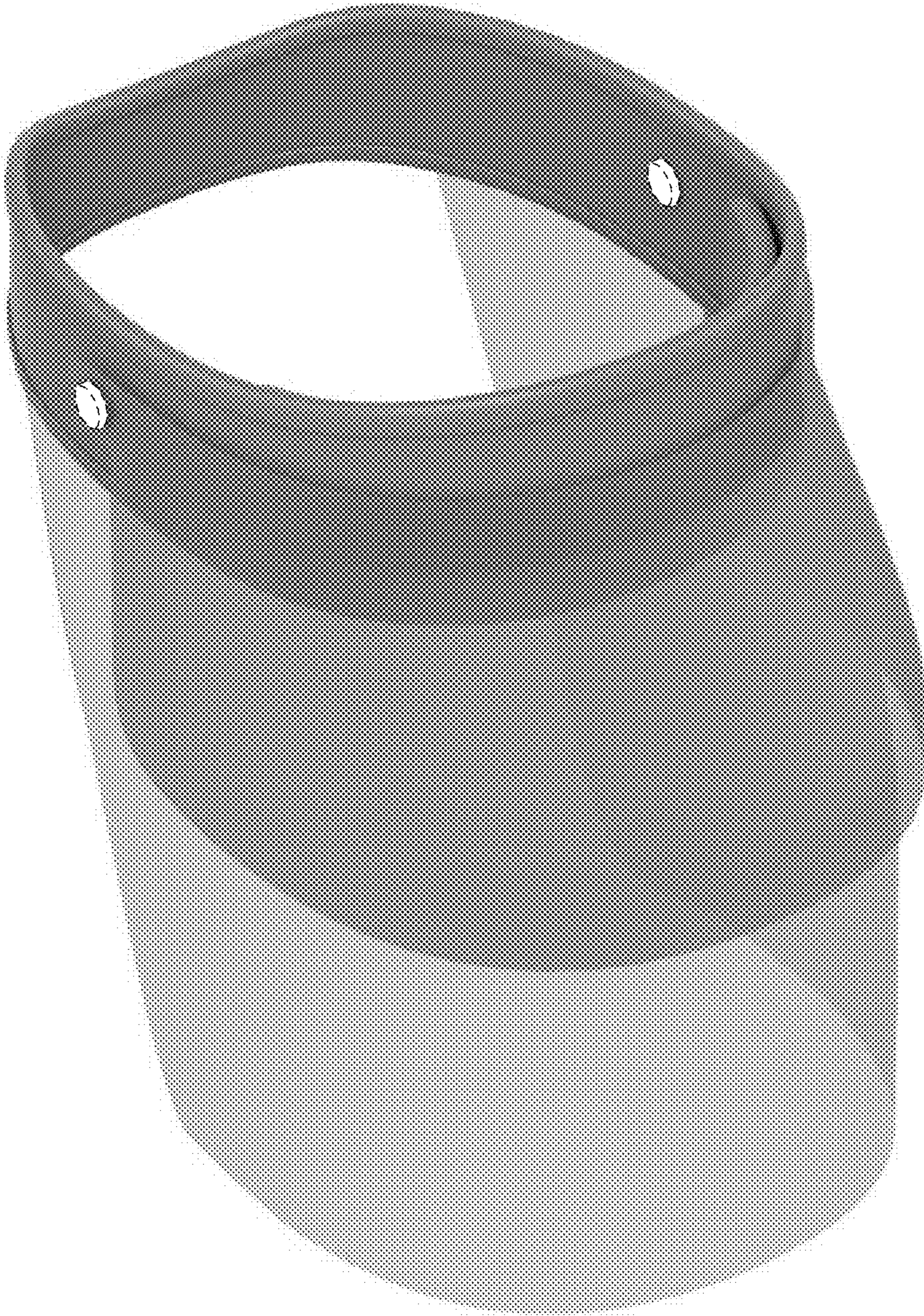


FIG. 1




FIG. 2

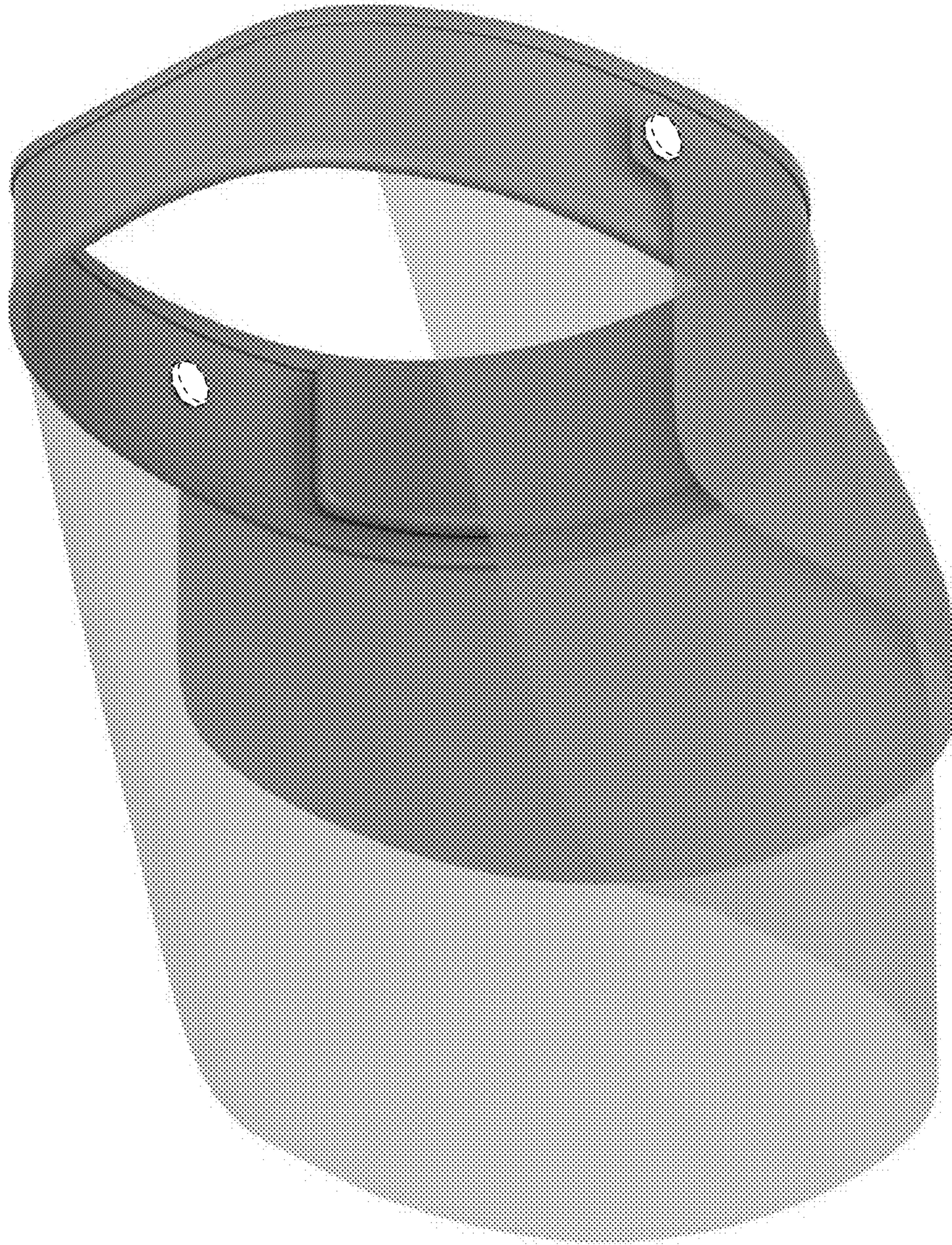


FIG. 3



FIG. 4




FIG. 5



FIG. 6



FIG. 7



FIG. 8



FIG. 9