

US00D921294S

(12) **United States Design Patent** (10) **Patent No.:** **US D921,294 S**
McGarry et al. (45) **Date of Patent:** **** Jun. 1, 2021**

- (54) **SHAVING RAZOR HANDLE**
- (71) Applicant: **The Gillette Company LLC**, Boston, MA (US)
- (72) Inventors: **Rory Frederick Wellington McGarry**, Boston, MA (US); **Brian Patrick Watson**, Marshfield, MA (US); **Philipp Goeder**, Frankfurt (DE); **Oliver Felix Grabes**, Frankfurt (DE)
- (73) Assignee: **The Gillette Company LLC**, Boston, MA (US)
- (**) Term: **15 Years**
- (21) Appl. No.: **29/692,999**
- (22) Filed: **May 30, 2019**
- (51) **LOC (13) Cl.** **28-03**
- (52) **U.S. Cl.**
USPC **D28/48**
- (58) **Field of Classification Search**
USPC D28/46-48
CPC B26B 21/00-06; B26B 21/08-38; B26B 21/44-50; B26B 21/405-4056; B26B 21/52-528
- See application file for complete search history.

- D816,271 S 4/2018 Huang
D829,993 S * 10/2018 Hage D28/48
D837,452 S 1/2019 Goeder
D842,542 S * 3/2019 Ramm D28/48
D842,543 S * 3/2019 Ramm D28/48
D842,544 S * 3/2019 Ramm D28/48
D857,991 S * 8/2019 Atlason D28/48
D880,063 S * 3/2020 Ramm D28/48
D887,082 S * 6/2020 Zarembo D28/48
2010/0313425 A1 * 12/2010 Hawes A45D 26/00
30/44
2013/0291390 A1 * 11/2013 Gajria B26B 21/52
30/526
2017/0112002 A1 4/2017 Behrendt
2017/0264036 A1 9/2017 Broemse
2019/0193293 A1 * 6/2019 Peach B26B 21/222

* cited by examiner

Primary Examiner — Jennifer Rivard
(74) *Attorney, Agent, or Firm* — John M. Lipchitz

(57) **CLAIM**

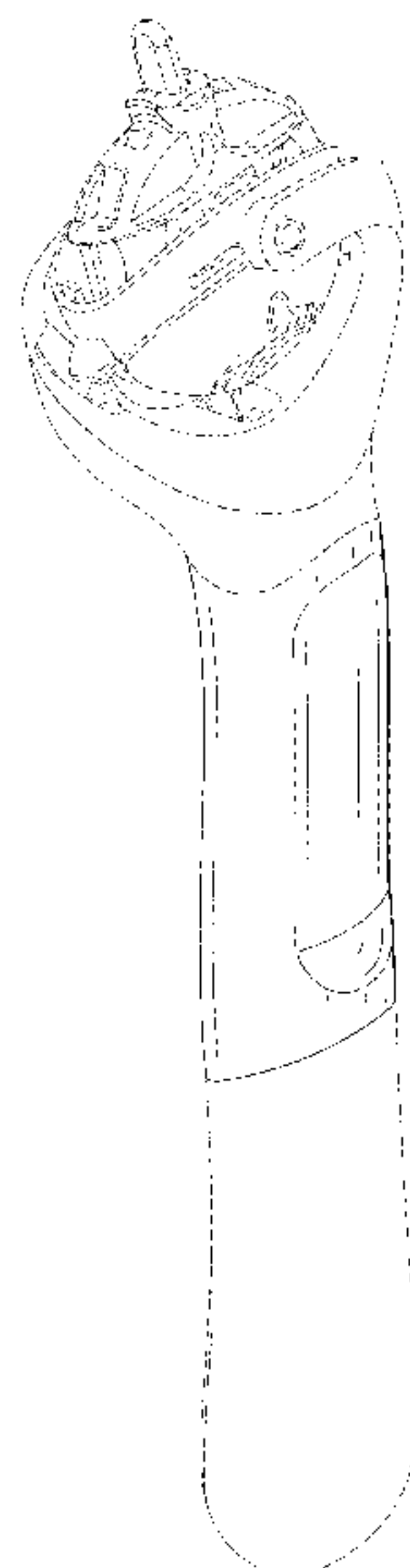
The ornamental design for a shaving razor handle, as shown and described.

DESCRIPTION

FIG. 1 is a first perspective view of our design of a portion of shaving razor handle of the present invention;
FIG. 2 is a top view thereof;
FIG. 3 is a bottom view thereof;
FIG. 4 is a left side view thereof;
FIG. 5 is a right side view thereof;
FIG. 6 is a front view thereof;
FIG. 7 is a rear view thereof; and,
FIG. 8 is a second perspective view thereof.
The dash broken lines illustrate portions of the handle and form no part of the claimed design.
The dash broken lines that connect the outer solid lines of the handle illustrate the bounds of the claim and form no part of the claimed design.

1 Claim, 5 Drawing Sheets

- (56) **References Cited**
- U.S. PATENT DOCUMENTS
- D254,692 S 4/1980 Del
6,792,682 B2 9/2004 Follo
D636,531 S 4/2011 Wilson
D652,991 S 1/2012 Cavazos
D656,676 S 3/2012 Cavazos
D700,995 S * 3/2014 Lee D28/48
D700,996 S * 3/2014 Lee D28/48
D724,269 S 3/2015 Szczepanowski
D724,270 S 3/2015 Sims
D764,102 S * 8/2016 Christie D28/48
D802,842 S 11/2017 Ngo



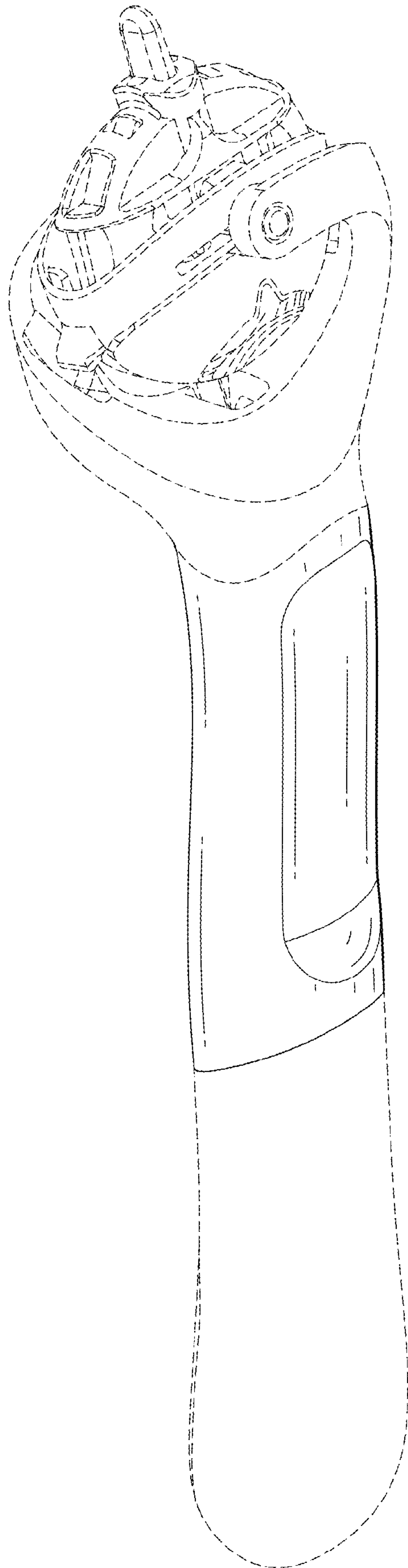


FIG. 1

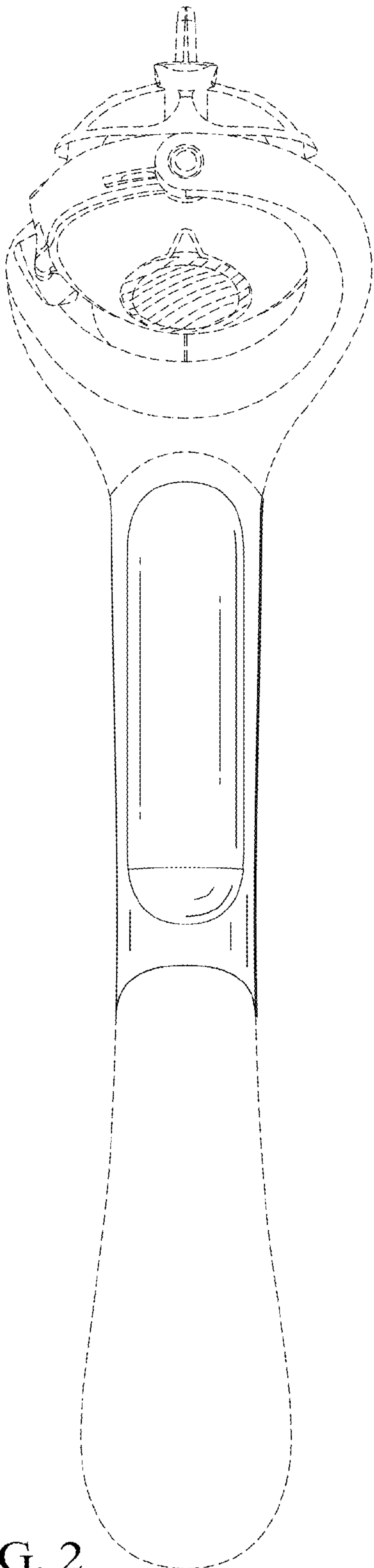


FIG. 2

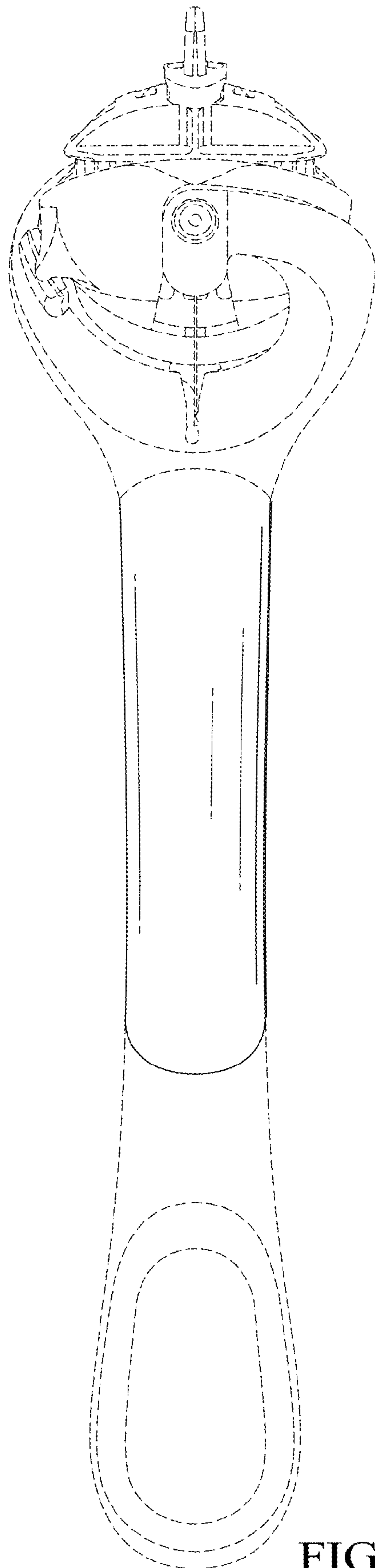


FIG. 3

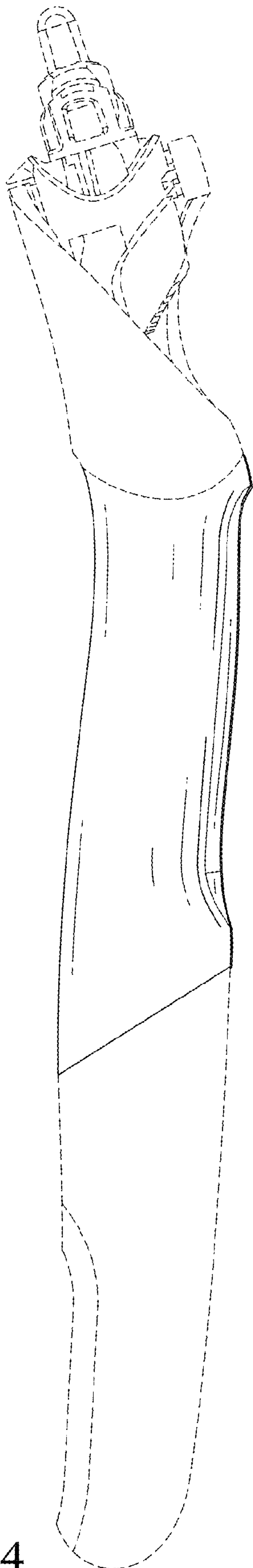


FIG. 4

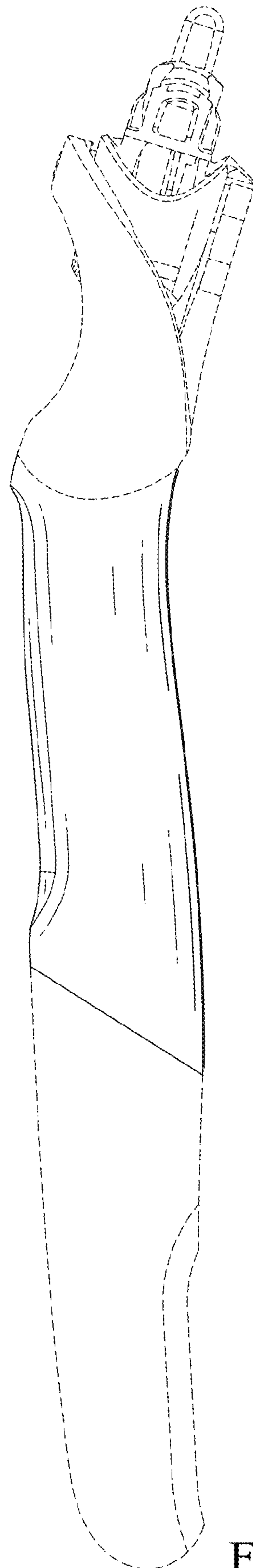


FIG. 5

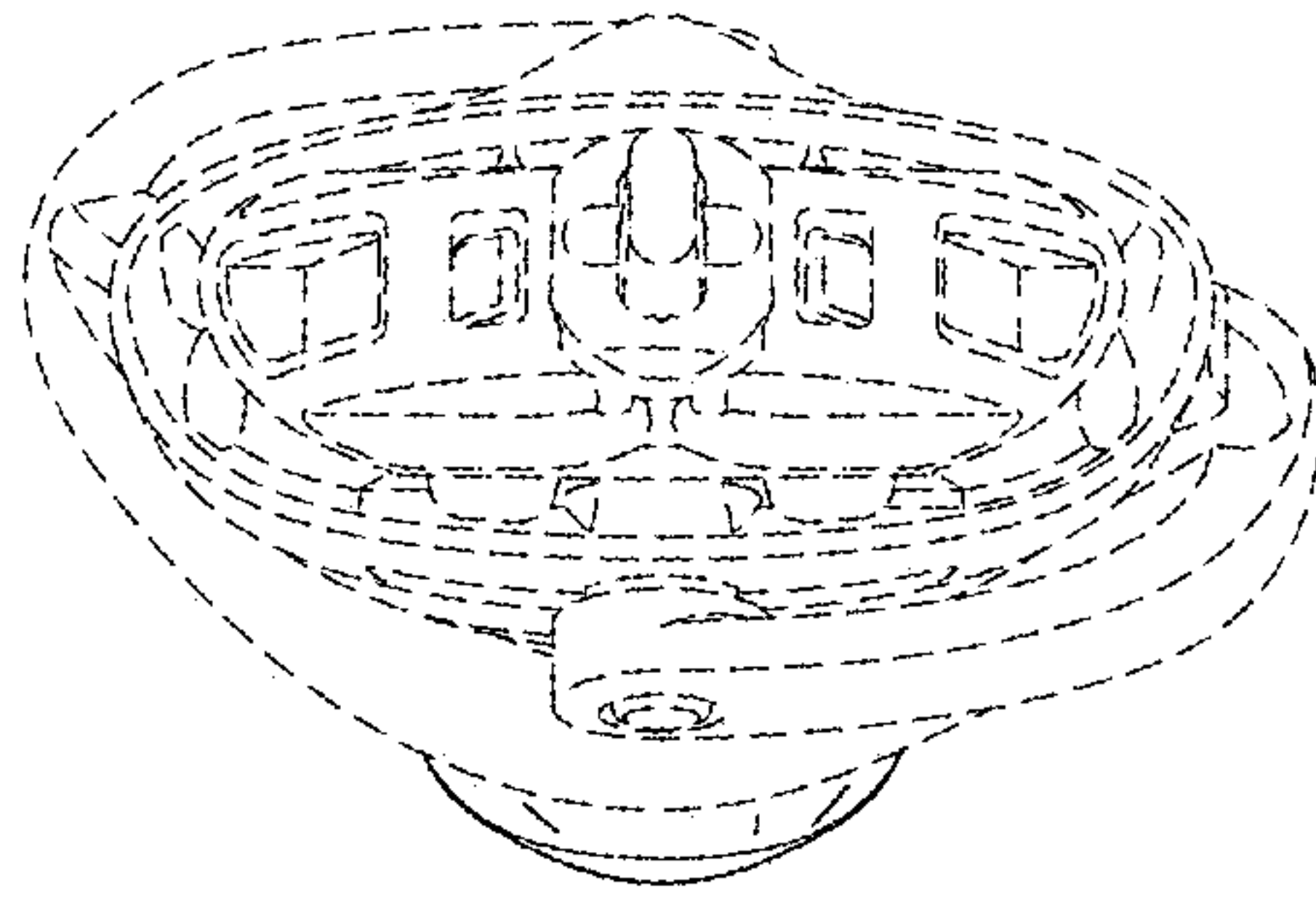


FIG. 6

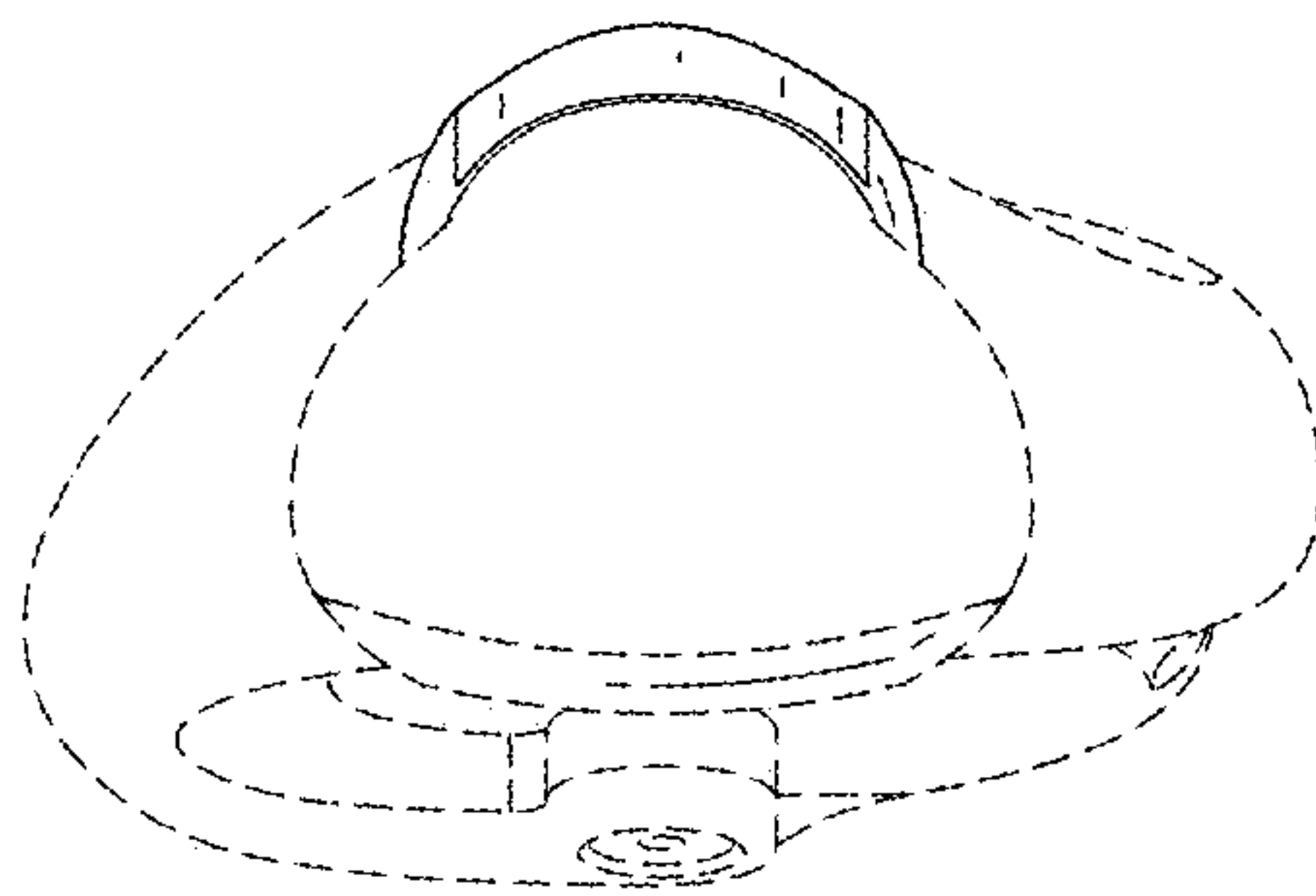


FIG. 7

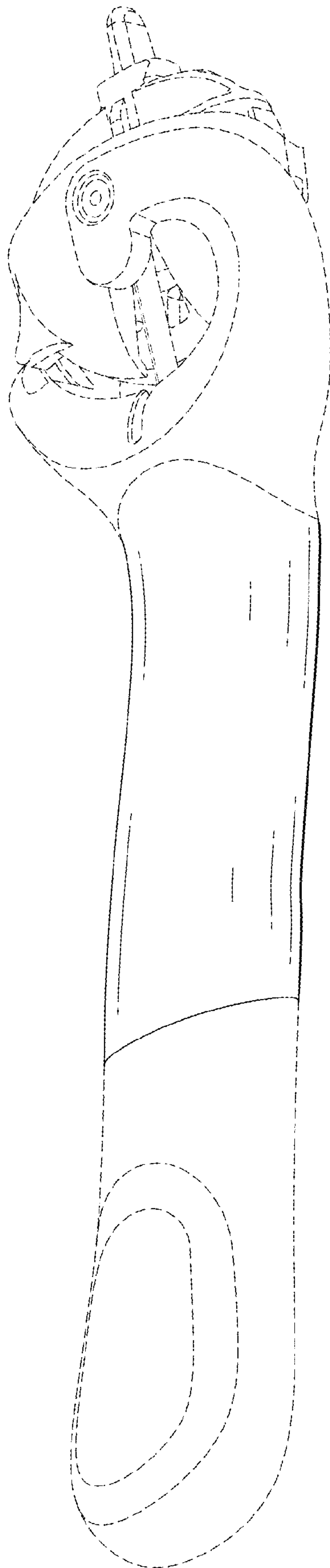


FIG. 8