



US00D921277S

(12) **United States Design Patent**  
**Li**

(10) **Patent No.:** **US D921,277 S**

(45) **Date of Patent:** **\*\* Jun. 1, 2021**

(54) **LIGHT**

(71) Applicant: **ECOLUX CORP. LIMITED**, Irvine,  
CA (US)

(72) Inventor: **Yong Li**, Irvine, CA (US)

(\*\*) Term: **15 Years**

(21) Appl. No.: **29/732,651**

(22) Filed: **Apr. 27, 2020**

(51) **LOC (13) Cl.** ..... **26-03**

(52) **U.S. Cl.**  
USPC ..... **D26/89**

(58) **Field of Classification Search**  
USPC ..... D26/24, 72, 76, 80, 85, 89, 88  
CPC .... F21S 8/03; F21S 8/036; F21S 8/037; F21S  
9/02; F21S 9/024; F21S 9/03; F21S  
9/037; F21W 2131/107; G08B 13/19;  
G08B 13/193

See application file for complete search history.

(56) **References Cited**

**U.S. PATENT DOCUMENTS**

D64,937 S *	6/1924	Stair	.....	D26/128
3,836,766 A *	9/1974	Auerbach	.....	F21S 8/033
				362/311.14
D341,441 S *	11/1993	Shapiro	.....	D26/118
D560,299 S *	1/2008	Bucher	.....	D26/59
D583,982 S *	12/2008	Meyer	.....	D26/89
D603,553 S *	11/2009	Orozco	.....	D26/136
D604,448 S *	11/2009	Sabernig	.....	D26/89
D662,621 S *	6/2012	Yamamoto	.....	D26/2
D785,848 S *	5/2017	Couture	.....	D26/89
D850,702 S *	6/2019	Yang	.....	D26/110

D866,014 S *	11/2019	Zhang	.....	D26/24
D907,278 S *	1/2021	Zhu	.....	D26/89
2019/0101257 A1 *	4/2019	Boulanger	.....	F21V 15/01

**OTHER PUBLICATIONS**

ET2 E21301-10PC Inca Modern Metal Web Laser-cut sheath with Crystal Drum Flush Mount Ceiling Light, ASIN: B0039YMQSS, available at amazon.com as early as Jan. 15, 2014. (Year: 2014).\* APP & Remote Control Ceiling Light, Dimmable & Color Temperature Adjustable LED-Ceiling-Light-Fixture sold by Endow International at amazon.com as early as Sep. 4, 2020. (Year: 2020).\*

\* cited by examiner

*Primary Examiner* — Clare E Hefflin

(74) *Attorney, Agent, or Firm* — Runit Ranjit Kanakia

(57) **CLAIM**

I claim the ornamental design for a light, as shown and described.

**DESCRIPTION**

FIG. 1 is a Perspective view of a light showing my new design;

FIG. 2 is another Perspective view of a light showing my new;

FIG. 3 is a Left-side view thereof;

FIG. 4 is a Right-side view thereof;

FIG. 5 is a Top view thereof; and


FIG. 6 is a Bottom view thereof.

FIG. 7 is a Front view thereof; and,

FIG. 8 is a Back view thereof.

The broken lines are only for environmental purposes and form no part of the claimed design.

**1 Claim, 8 Drawing Sheets**






FIG. 1






FIG. 2




FIG. 3

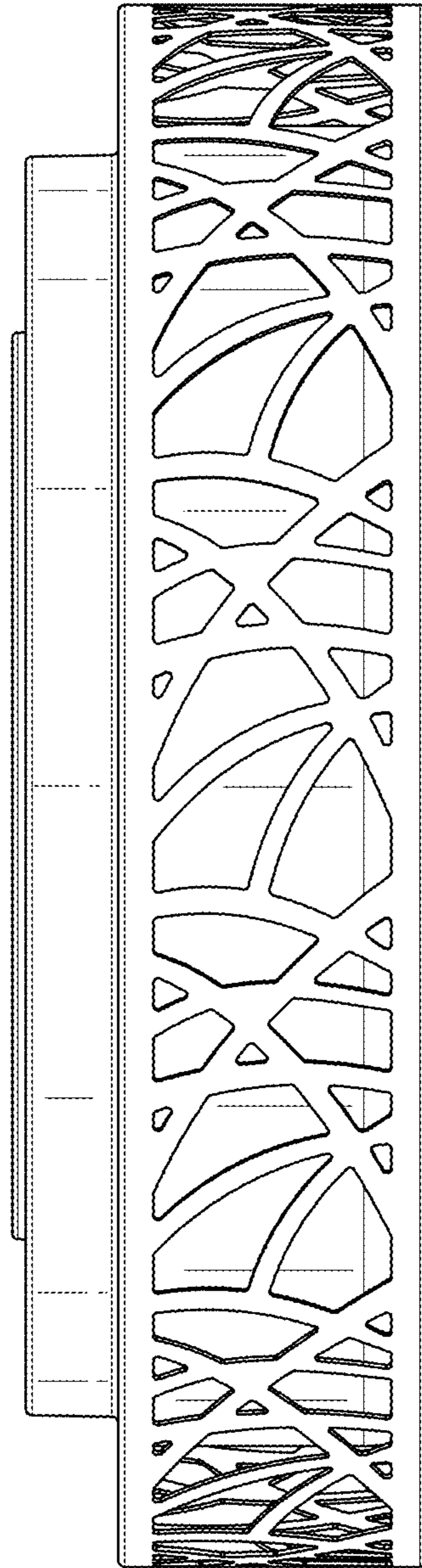


FIG. 4

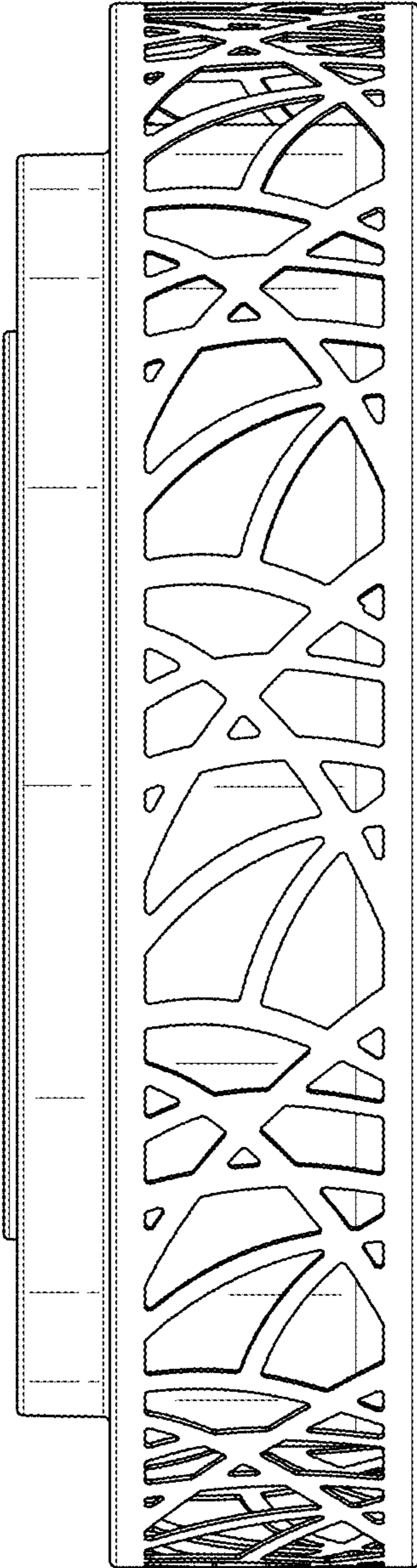


FIG. 5




FIG. 6



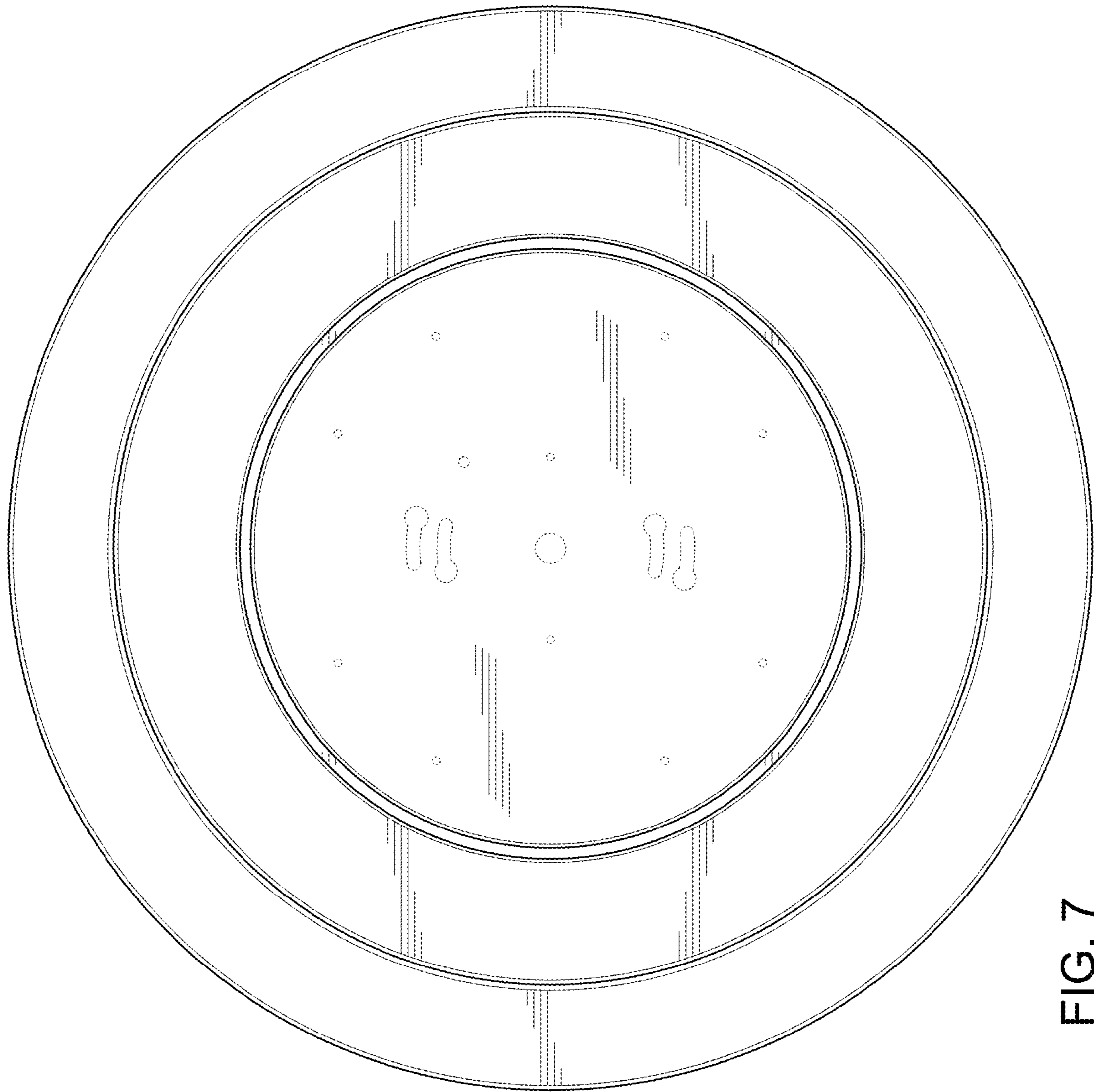


FIG. 7



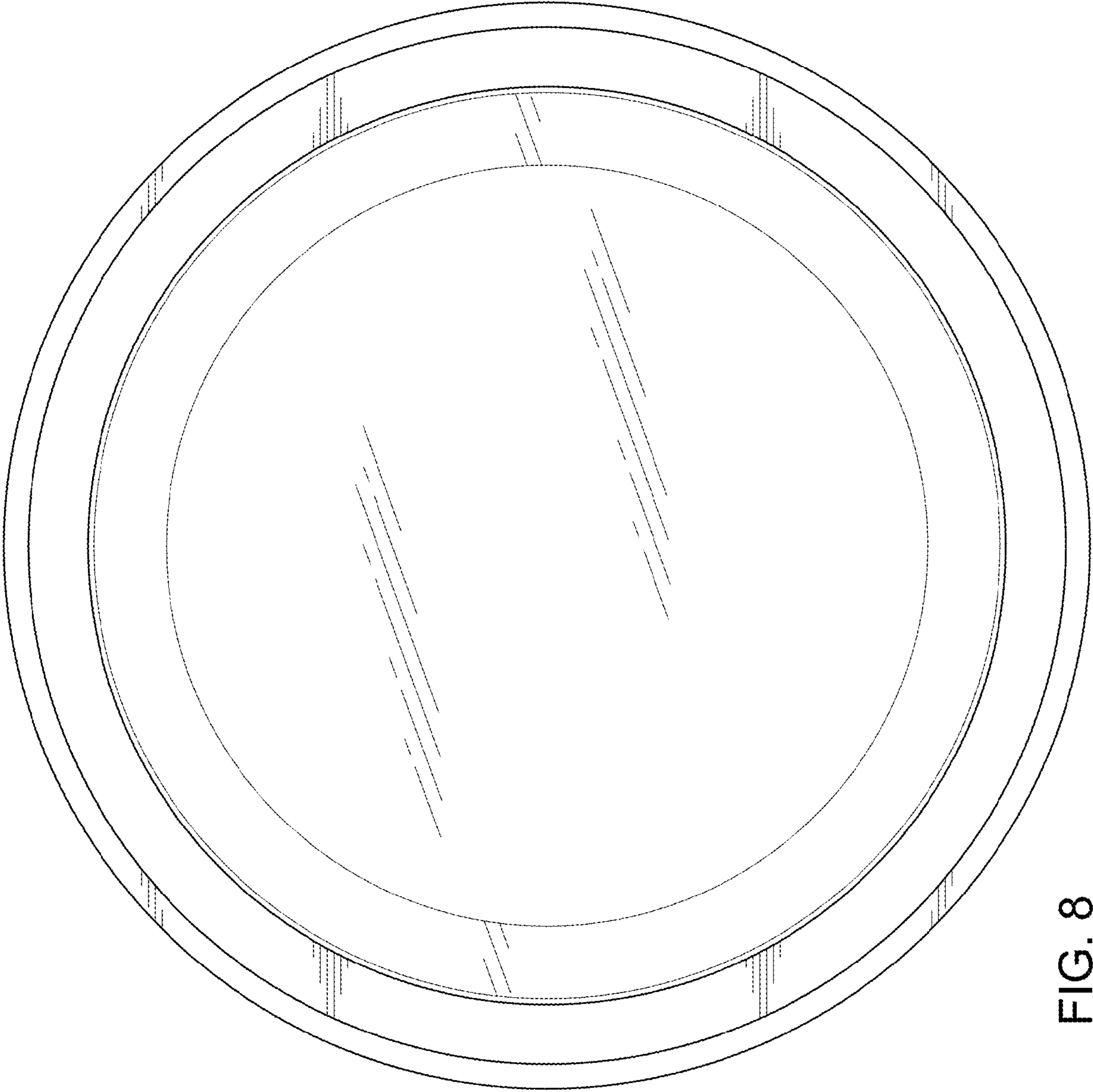


FIG. 8