



US00D921249S

(12) **United States Design Patent**  
**Peng**

(10) **Patent No.:** **US D921,249 S**

(45) **Date of Patent:** **\*\* Jun. 1, 2021**

(54) **SOLAR LANTERN**

D848,043 S \* 5/2019 Zhuo ..... D26/41  
D886,344 S \* 6/2020 Ho ..... D26/41  
D888,306 S 6/2020 Ho

(71) Applicant: **Jianzi Peng**, Shenzhen (CN)

\* cited by examiner

(72) Inventor: **Jianzi Peng**, Shenzhen (CN)

*Primary Examiner* — Marcus A Jackson

(\*\*) Term: **15 Years**

(21) Appl. No.: **29/746,656**

(22) Filed: **Aug. 15, 2020**

(57) **CLAIM**

(51) **LOC (13) Cl.** ..... **26-02**

The ornamental design for a solar lantern, as shown and described.

(52) **U.S. Cl.**

USPC ..... **D26/41**

(58) **Field of Classification Search**

USPC ..... D26/37–51

CPC ..... F21L 4/02; F21L 4/04; F21L 4/08; F21L 7/00; F21L 11/00; F21L 13/00; F21L 13/04; F21L 13/08; F21L 14/02; F21L 17/00; F21L 19/00; F21L 25/00; F21L 4/005; F21L 4/025; F21L 4/027

See application file for complete search history.

**DESCRIPTION**

FIG. 1 is a front view of a solar lantern showing my new design;

FIG. 2 is a rear view thereof;

FIG. 3 is a left side view thereof;

FIG. 4 is a right side view thereof;

FIG. 5 is a top plan view thereof; and,

FIG. 6 is a bottom plan view thereof.

(56) **References Cited**

**U.S. PATENT DOCUMENTS**

D776,315 S \* 1/2017 Wu ..... D26/41

D816,250 S \* 4/2018 Wang ..... D26/41

**1 Claim, 6 Drawing Sheets**





FIG. 1



FIG. 2



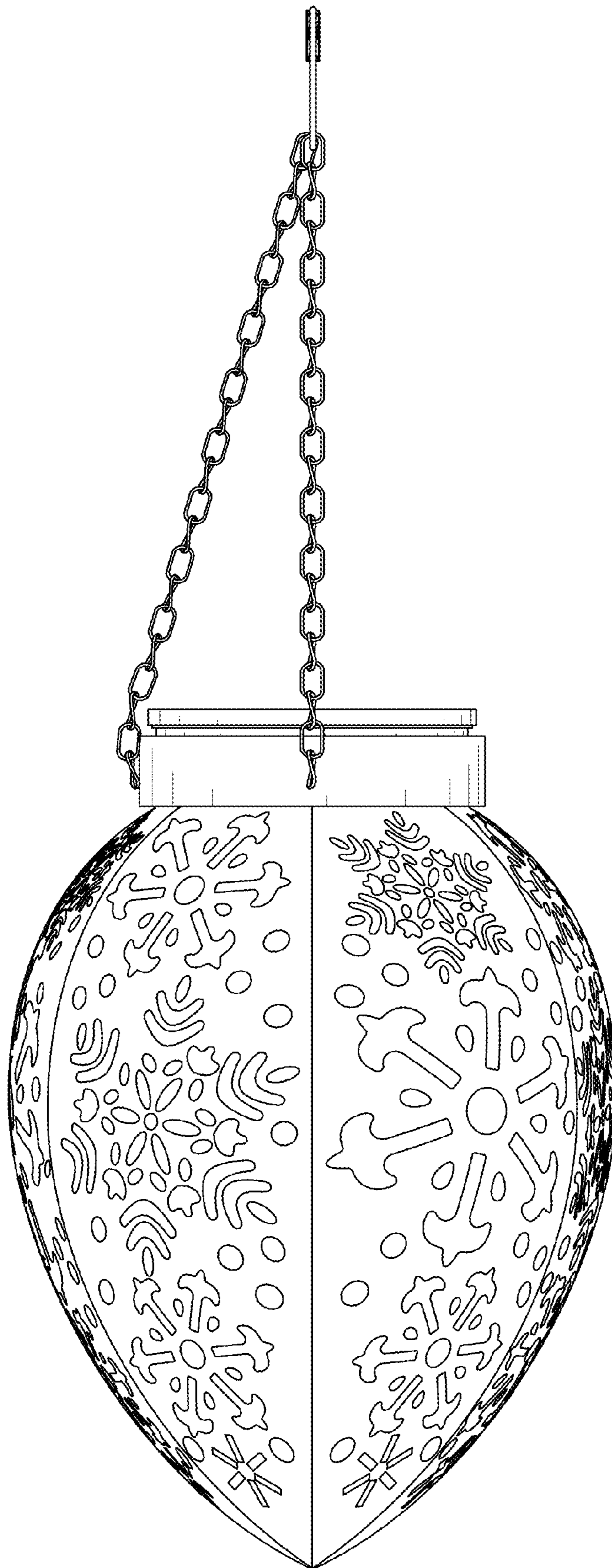


FIG. 3

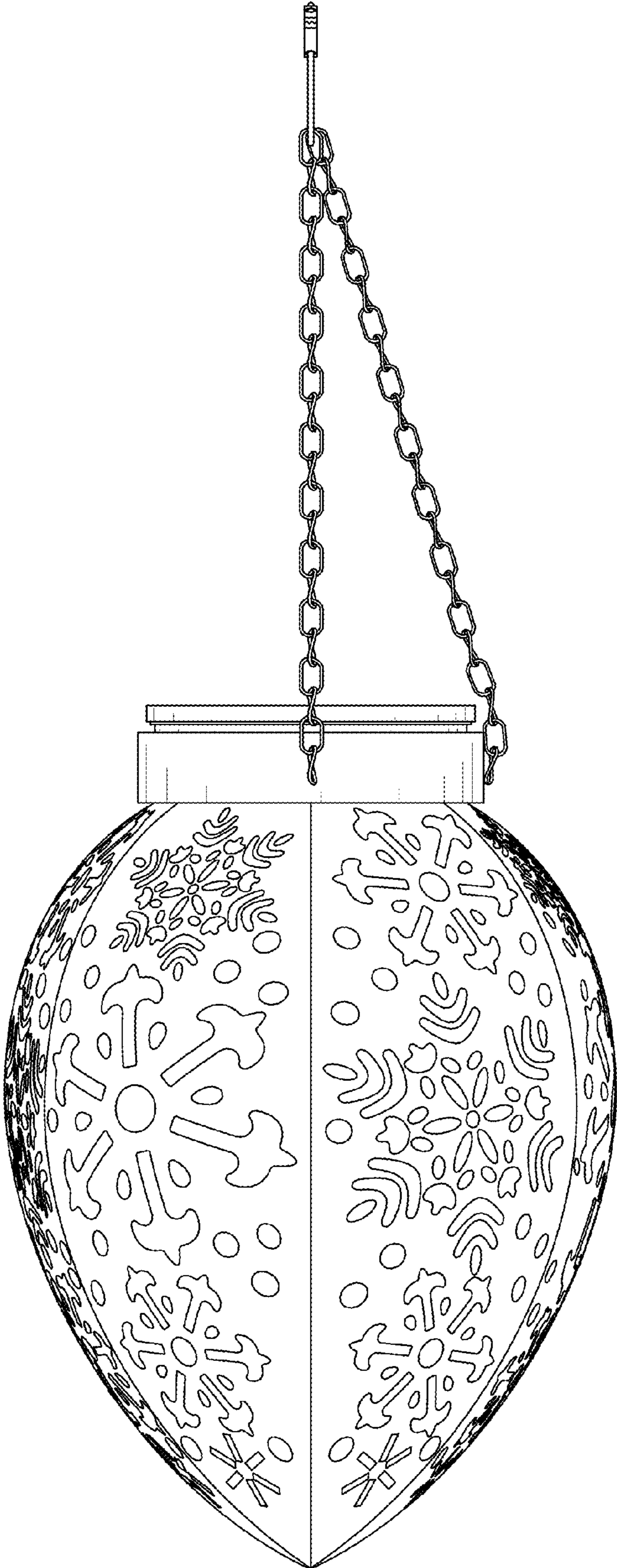


FIG. 4




FIG. 5






FIG. 6