



US00D921238S

(12) **United States Design Patent**
Meyer et al.

(10) **Patent No.:** **US D921,238 S**

(45) **Date of Patent:** **** Jun. 1, 2021**

(54) **VEHICLE TAIL LAMP**

(71) Applicant: **Ford Global Technologies, LLC,**
Dearborn, MI (US)

(72) Inventors: **Anthony Meyer,** Royal Oak, MI (US);
William K. Moore, West Bloomfield,
MI (US); **Adam Riccobelli,** Ferndale,
MI (US); **Bruce Williams,** Grosse
Pointe Park, MI (US); **Damon G.**
Depeyster, Northville, MI (US);
Gordon M. Platto, Troy, MI (US)

(73) Assignee: **Ford Global Technologies, LLC,**
Dearborn, MI (US)

(**) Term: **15 Years**

(21) Appl. No.: **29/650,664**

(22) Filed: **Jun. 8, 2018**

(51) **LOC (13) Cl.** **26-06**

(52) **U.S. Cl.**
USPC **D26/28**

(58) **Field of Classification Search**
USPC D12/86, 90-92, 114, 163, 169, 171-173,
D12/181, 190, 196, 197, 199, 400;
D26/28-36
CPC .. B62J 6/02; B62J 6/00; B60Q 3/0279; B60Q
3/104; B60Q 3/10408; B60Q 3/10466;
F21S 48/00; F21S 48/10; F21S 48/115;
F21S 48/225; F21S 48/1233; F21S
48/1266; F21S 48/1388; F21S 48/2268;
F21V 21/04

See application file for complete search history.

(56) **References Cited**

U.S. PATENT DOCUMENTS

D476,756 S * 7/2003 Weber D26/28
D490,170 S * 5/2004 Metros D26/28

D491,298 S * 6/2004 Hall D26/28
D501,570 S * 2/2005 Tandrup D26/28
D507,361 S * 7/2005 Wood D26/28
D508,746 S * 8/2005 Lai D26/28
D517,228 S * 3/2006 Pfeiffer D26/28
D532,912 S * 11/2006 Mahoney D26/28
D535,045 S * 1/2007 Schiavone D26/28
D545,462 S * 6/2007 Kaoud D26/28
D546,483 S * 7/2007 Bucher D26/28
D547,472 S * 7/2007 Tant D26/28
D550,382 S * 9/2007 Ellis D26/28
D556,349 S * 11/2007 Golden D26/28
D561,918 S * 2/2008 Aris D26/28
D563,575 S * 3/2008 Gresens D26/28
D569,020 S * 5/2008 Schiavone D26/28
D571,025 S * 6/2008 Golden D26/28
D588,718 S * 3/2009 Spearman-Oxx D26/28
D612,960 S * 3/2010 Bucher et al.
D665,110 S * 8/2012 Svensson D26/28

(Continued)

Primary Examiner — Cary M Robinson

(57) **CLAIM**


The ornamental design for a vehicle tail lamp, as shown and described.

DESCRIPTION

FIG. 1 is a front elevational view of a vehicle tail lamp, showing our new design;
FIG. 2 is a left side elevational view thereof;
FIG. 3 is a right side elevational view thereof;
FIG. 4 is a top plan view thereof;
FIG. 5 is a bottom plan view thereof;
FIG. 6 is a top, front and left side perspective view thereof; and,
FIG. 7 is a bottom, front and left side perspective view thereof.

The claimed design is indicated by the relatively dark portions in the figures. The broken lines illustrate an internal boundary of the design. The line itself and the relatively light portions within form no part of the claim.

1 Claim, 7 Drawing Sheets



(56)

References Cited

U.S. PATENT DOCUMENTS

| | | | | |
|------------|---|---------|------------------|--------|
| D670,417 S | * | 11/2012 | Svensson | D26/28 |
| D746,497 S | | 12/2015 | Behmer et al. | |
| D877,370 S | * | 3/2020 | Smock | D26/28 |
| D877,945 S | * | 3/2020 | Betancourt | D26/28 |
| D885,620 S | * | 5/2020 | Furuta | D26/28 |
| D887,038 S | * | 6/2020 | Razaghi | D26/28 |

* cited by examiner




Fig. 1



Fig. 2

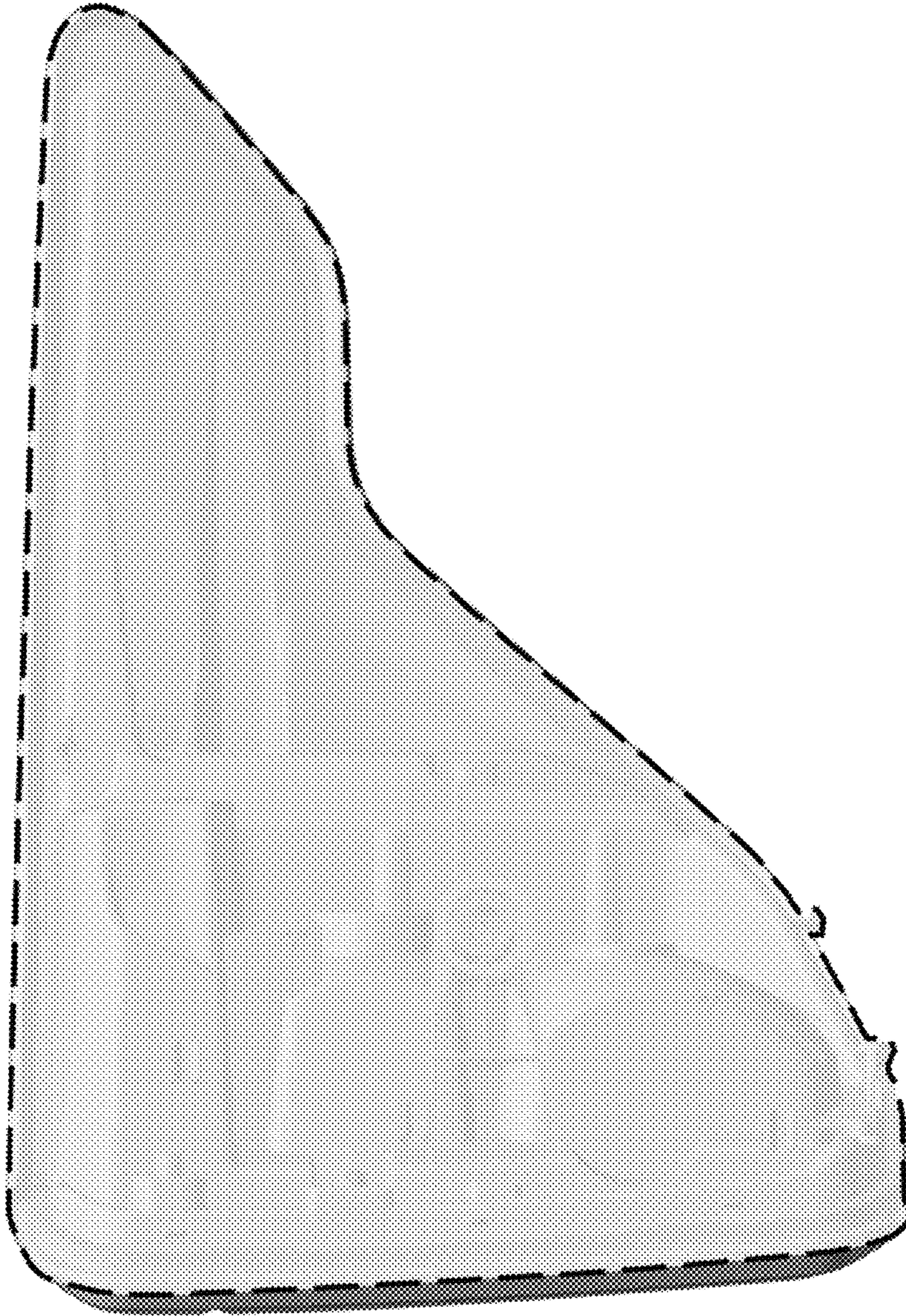


Fig. 3

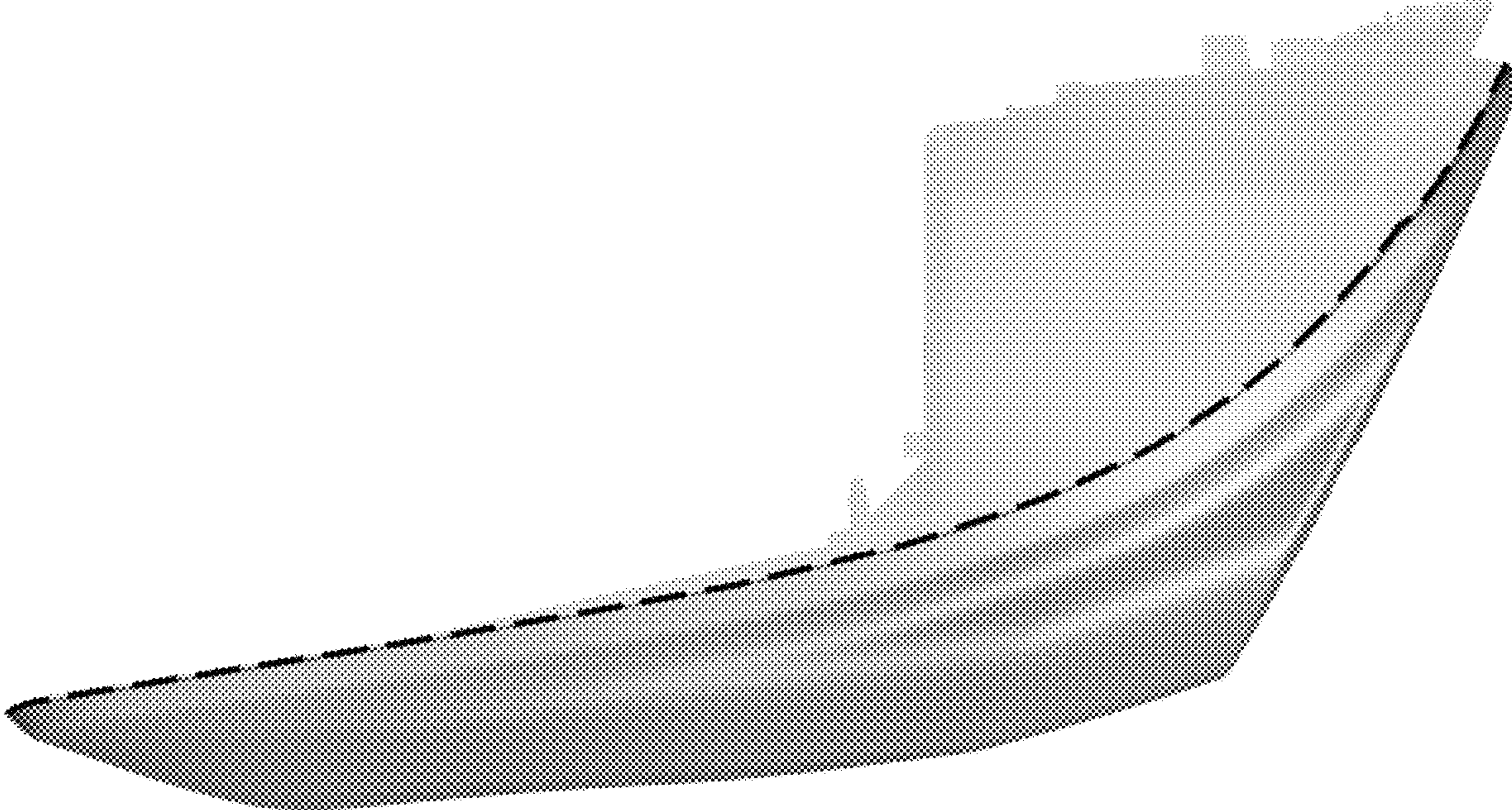


Fig. 4




Fig. 5



Fig. 6

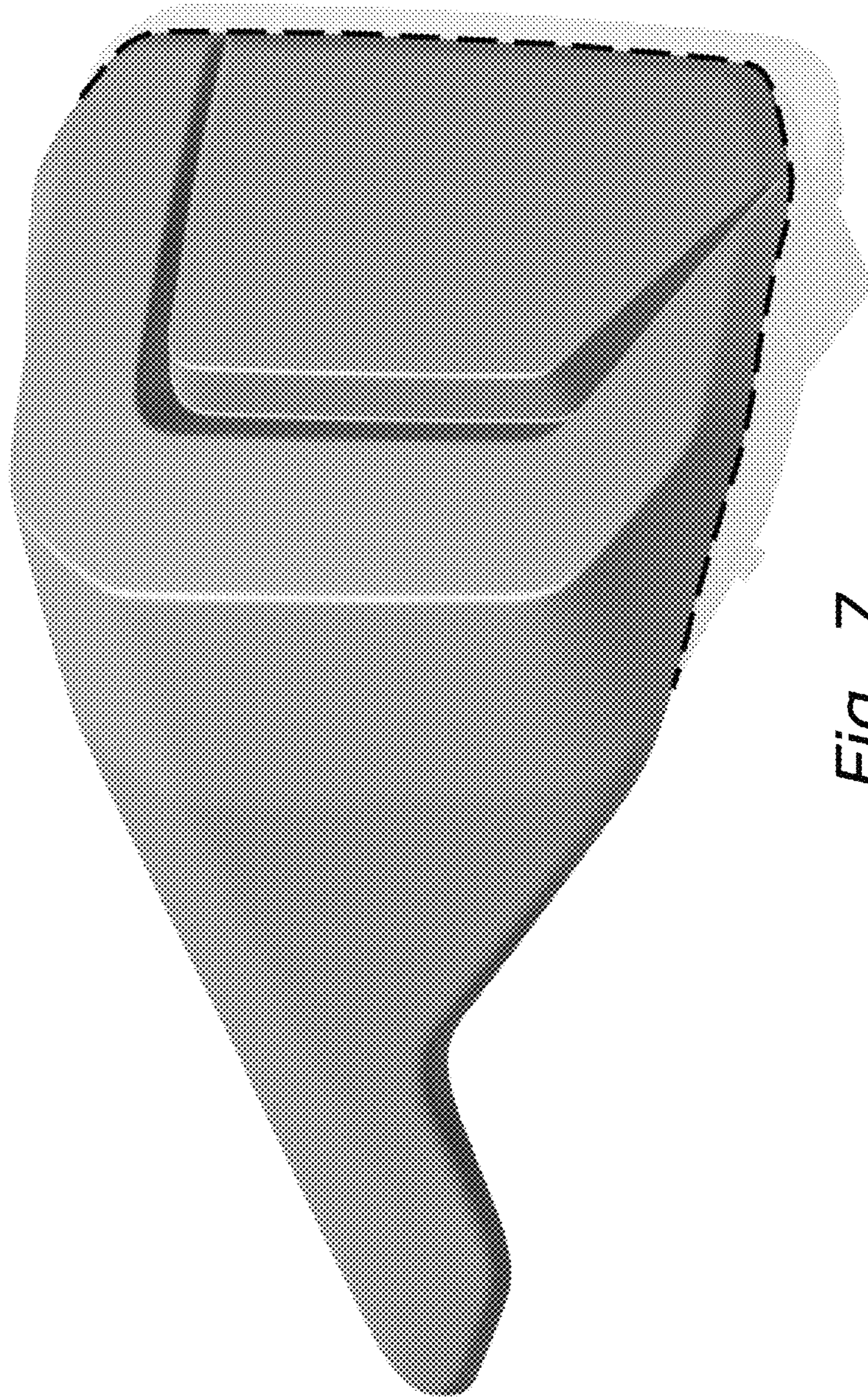


Fig. 7