



US00D921235S

(12) **United States Design Patent**
Sørensen

(10) **Patent No.:** **US D921,235 S**
(45) **Date of Patent:** **** Jun. 1, 2021**

(54) **ACOUSTIC BUILDING ELEMENT**

D618,364 S * 6/2010 Schrom D25/113
D714,968 S * 10/2014 Martin D25/157
8,960,367 B1 * 2/2015 Leclerc G10K 11/20
181/286

(71) Applicant: **Rockwool International A/S,**
Hedehusene (DK)

(Continued)

(72) Inventor: **Nicolai Sørensen,** Hedehusene (DK)

Primary Examiner — Doris Clark

(73) Assignee: **Rockwool International A/S,**
Hedehusene (DK)

(74) *Attorney, Agent, or Firm* — Cook Alex Ltd.

(**) Term: **15 Years**

(57) **CLAIM**

The ornamental design for an acoustic building element, as shown and described.

(21) Appl. No.: **29/722,464**

DESCRIPTION

(22) Filed: **Jan. 30, 2020**

(30) **Foreign Application Priority Data**

Aug. 9, 2019 (EP) 006691028-0001
Aug. 9, 2019 (EP) 006691028-0002
Aug. 9, 2019 (EP) 006691028-0003

FIG. 1 is a perspective view of a first embodiment of an acoustic building element showing my new design; FIG. 2 is a front view of the acoustic building element of FIG. 1, the rear view being identical thereto; FIG. 3 is an end view of the acoustic building element of FIG. 1 taken from the right side, the end view from the left side being identical thereto; FIG. 4 is a perspective view of a second embodiment of an acoustic building element showing my new design; FIG. 5 is a front view of the acoustic building element of FIG. 4, the rear view being identical thereto; FIG. 6 is an end view of the acoustic building element of FIG. 4 taken from the right side, the end view from the left side being identical thereto; FIG. 7 is a perspective view of a third embodiment of an acoustic building element showing my new design; FIG. 8 is a front view of the acoustic building element of FIG. 7, the rear view being identical thereto; FIG. 9 is an end view of the acoustic building element of FIG. 7 taken from the right side, the end view from the left side being identical thereto; and, FIG. 10 is a top view of the first embodiment of an acoustic building element shown in FIG. 1, the top views of the second embodiment shown in FIG. 4 and the third embodiment shown in FIG. 7 being identical thereto.

(51) **LOC (13) Cl.** **25-01**

(52) **U.S. Cl.**
USPC **D25/160**

(58) **Field of Classification Search**
USPC D25/158, 160, 162, 138
CPC .. E04F 15/20; E04B 1/99; E04B 1/994; E04B 1/82; E04B 1/84; E04B 1/86; E04B 2001/8457; E04B 2001/8471; E04B 2001/8414; E04B 2001/8404; E04B 2001/8409; E04B 9/00; E04B 15/20
See application file for complete search history.

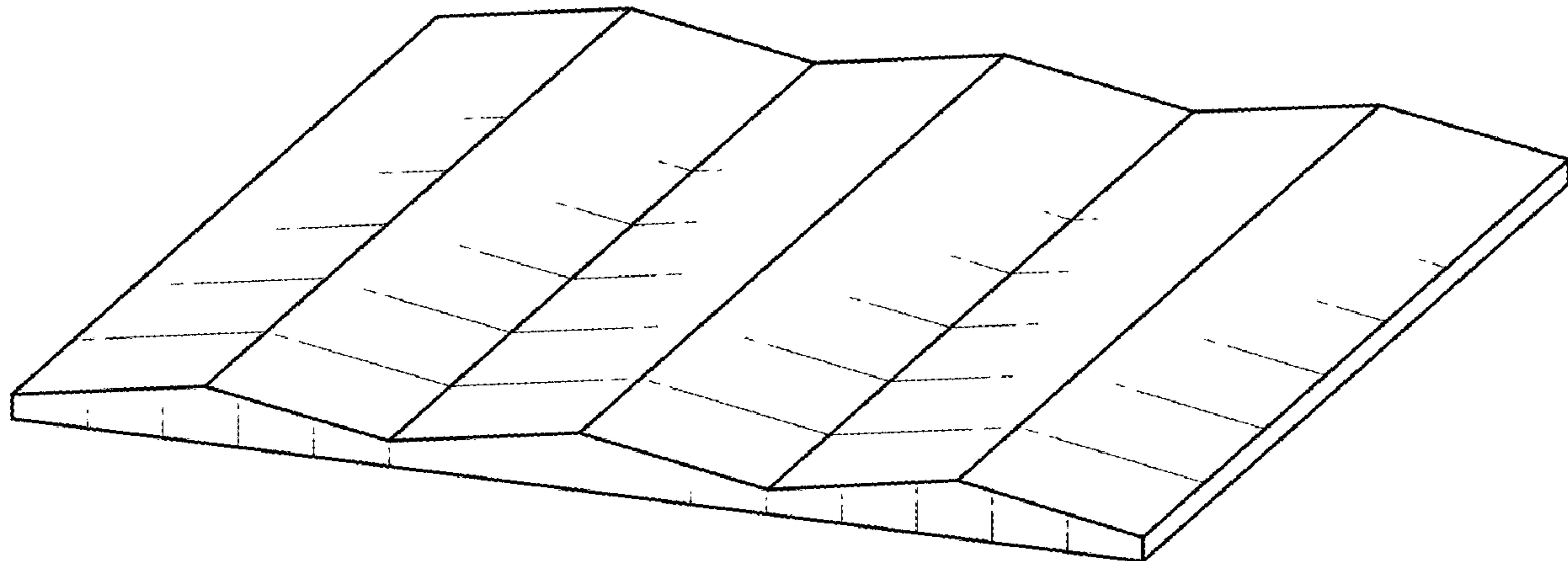
No drawing figures showing a bottom view are provided, as the bottoms of the acoustic building elements are flat and include no surface ornamentation.

(56) **References Cited**

U.S. PATENT DOCUMENTS

D195,460 S * 6/1963 Lanz D25/158
D201,880 S * 8/1965 Radcliffe D25/158
D206,436 S * 12/1966 Hurban D25/158
D207,055 S * 2/1967 Gorka D25/160
D238,573 S * 1/1976 Goldman D25/160

1 Claim, 10 Drawing Sheets



(56)

References Cited

U.S. PATENT DOCUMENTS

9,058,799	B2 *	6/2015	Algargoosh	G10K	11/16
9,260,863	B2 *	2/2016	Thun	E04B	9/34
9,322,165	B2 *	4/2016	Luhtala	E04B	1/84
9,624,662	B1 *	4/2017	Hall	E04B	1/86
D806,905	S *	1/2018	Kitajima	D25/138	
D806,906	S *	1/2018	Kitajima	D25/138	

* cited by examiner

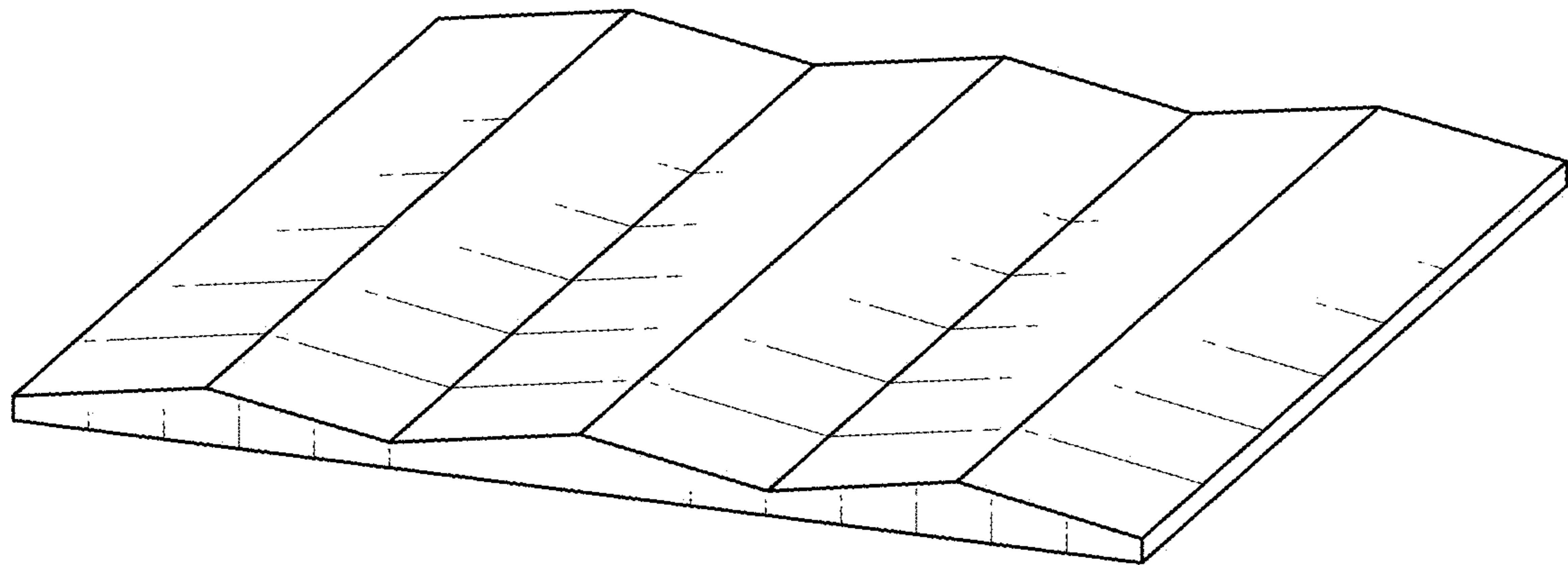


Fig. 1

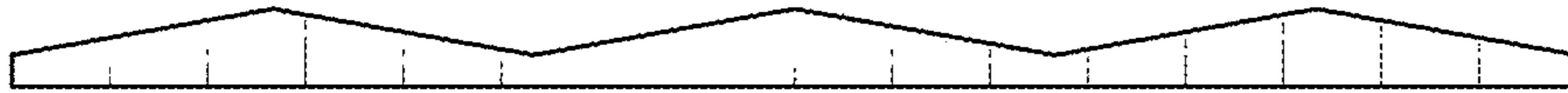


Fig. 2



Fig. 3

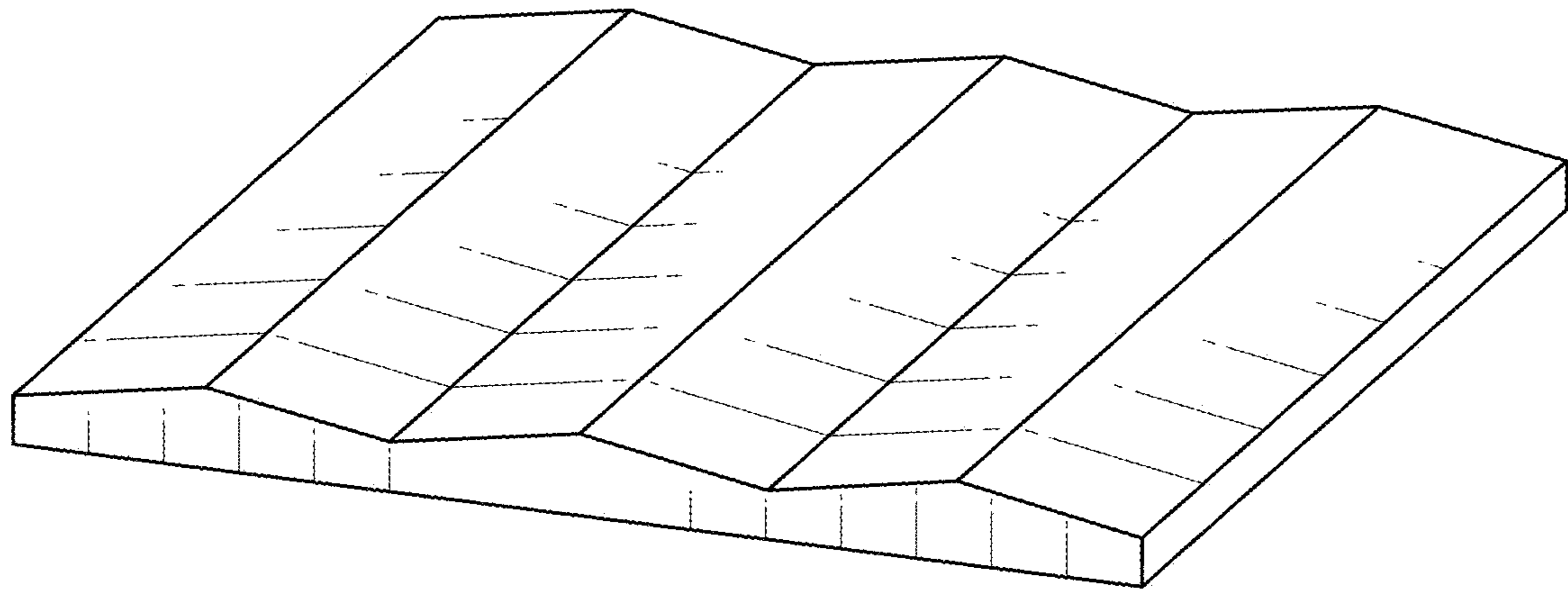


Fig. 4

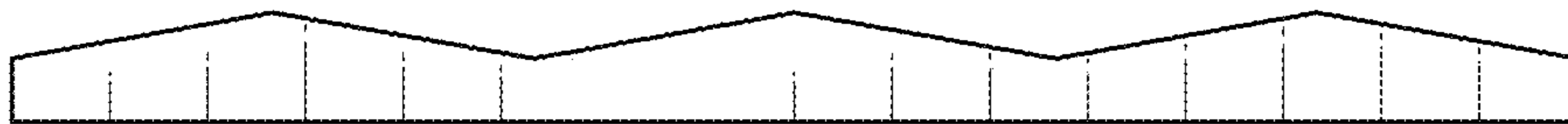


Fig. 5

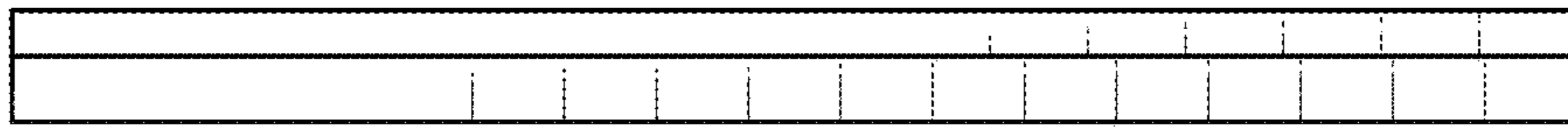


Fig. 6

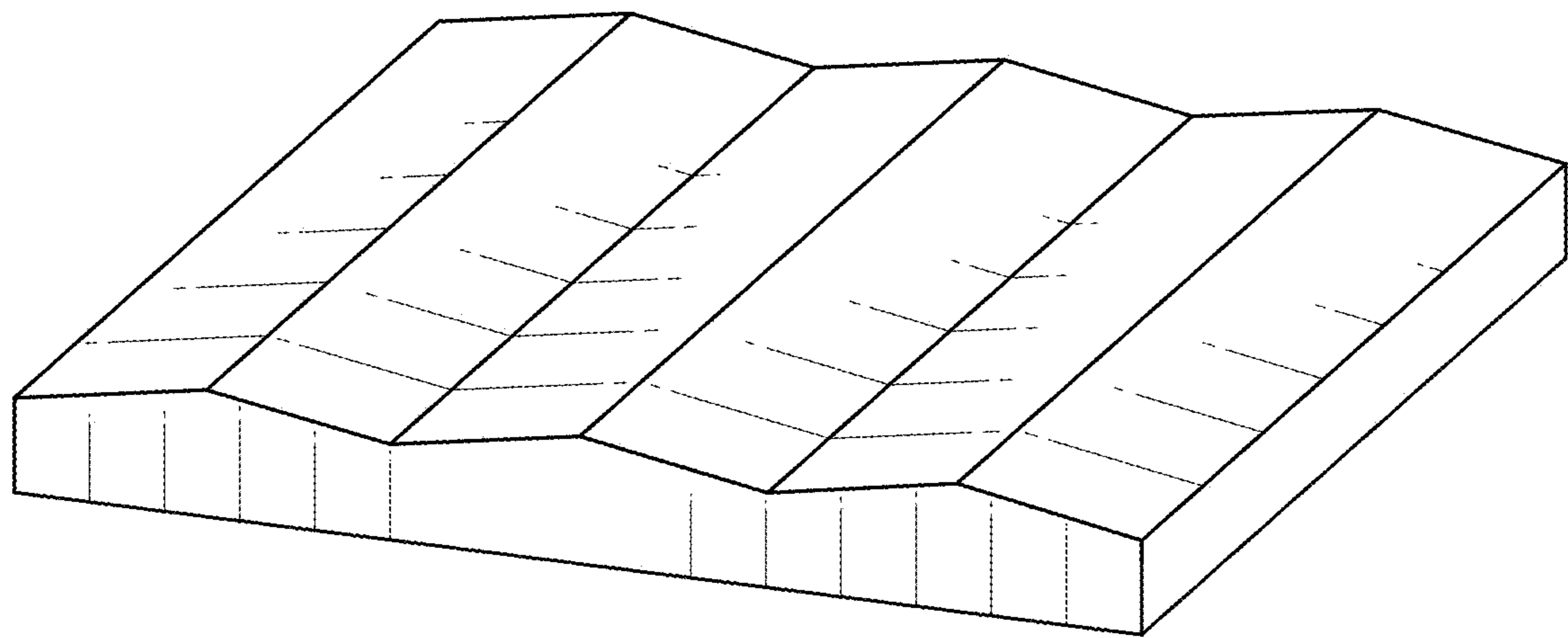


Fig. 7

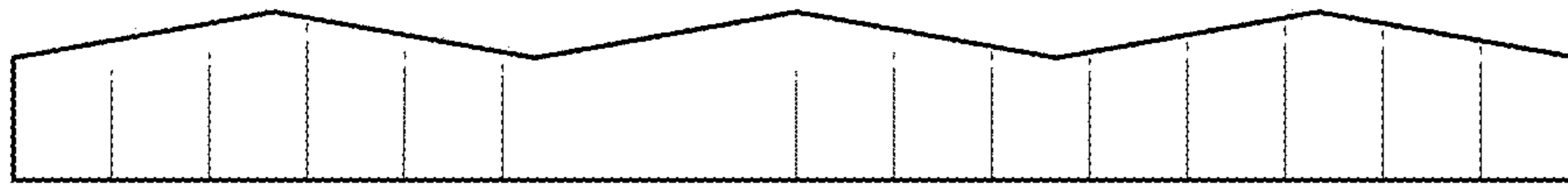


Fig. 8

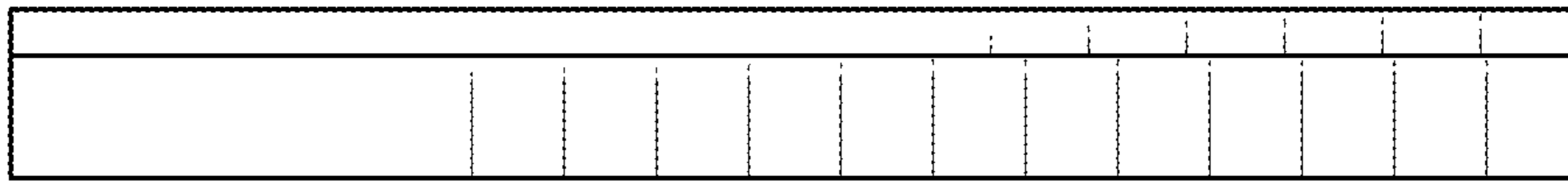


Fig. 9

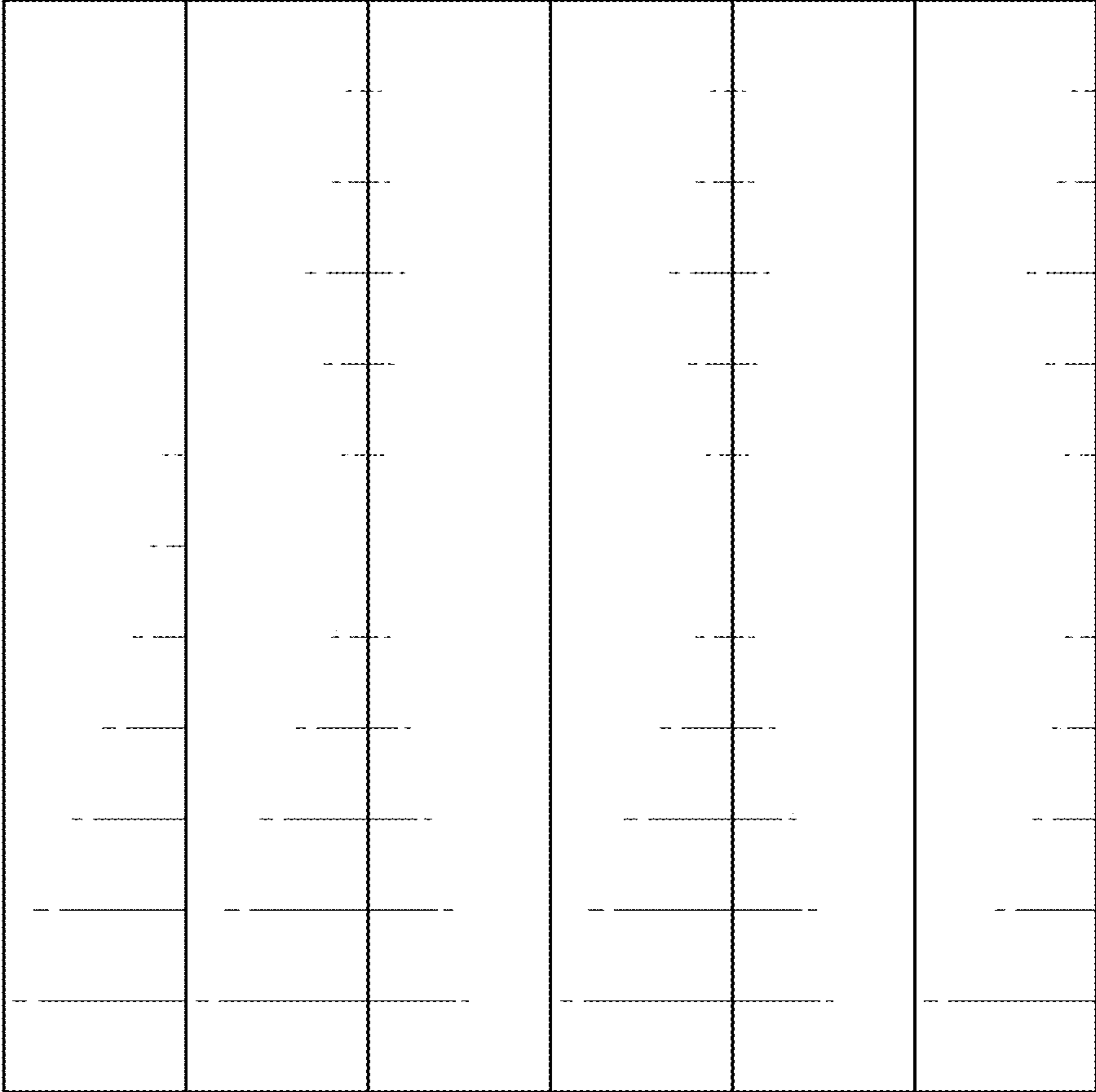


Fig. 10