



US00D921183S

(12) **United States Design Patent** (10) **Patent No.:** **US D921,183 S**
Tanzbro et al. (45) **Date of Patent:** **** Jun. 1, 2021**

(54) **MEDICAL EQUIPMENT**
(71) Applicant: **Mölnlycke Health Care AB**,
Gothenburg (SE)
(72) Inventors: **Magnus Carl-Gustaf Tanzbro**,
Alingsås (SE); **Martin Evert Gustaf Hillbratt**,
Lindome (SE); **Ewen Northwood**,
Leeds (GB); **Wang Shien Tan**,
Bayan Lepas (MY); **Iain Robert Mortimer**,
Edinburgh (GB)

D581,042 S 11/2008 Randolph et al.
D581,522 S 11/2008 Randolph et al.
D590,934 S 4/2009 Randolph et al.
D593,676 S 6/2009 Locke et al.
D594,114 S 6/2009 Locke et al.
D602,582 S 10/2009 Pidgeon et al.
D602,583 S 10/2009 Pidgeon et al.
D602,584 S 10/2009 Pidgeon et al.
D618,337 S 6/2010 Pratt et al.
D625,801 S 10/2010 Pidgeon et al.
D630,313 S 1/2011 Pidgeon et al.

(Continued)

(73) Assignee: **Mölnlycke Health Care AB**,
Gothenburg (SE)

FOREIGN PATENT DOCUMENTS

CN 304567716 4/2018

(**) Term: **15 Years**

OTHER PUBLICATIONS

(21) Appl. No.: **29/717,626**

U.S. Appl. No. 29/619,514, filed Sep. 29, 2017, Magnus Carl-Gustaf Tanzbro.

(22) Filed: **Dec. 18, 2019**

Related U.S. Application Data

(62) Division of application No. 29/619,514, filed on Sep. 29, 2017, now Pat. No. Des. 874,642.

Primary Examiner — Lilyana Bekic

(74) *Attorney, Agent, or Firm* — Ballard Spahr LLP

(30) **Foreign Application Priority Data**

Apr. 3, 2017 (EM) 003838036

(51) **LOC (13) Cl.** **24-01**

(52) **U.S. Cl.**
USPC **D24/108**

(58) **Field of Classification Search**
USPC D24/107, 108, 111, 117, 121, 188
CPC .. A61M 1/0088; A61M 1/0031; A61M 1/009;
A61M 2205/8206; A61M 27/00; A61M
1/0066
See application file for complete search history.

(57) **CLAIM**

The ornamental design for a medical equipment, as shown and described.

(56) **References Cited**

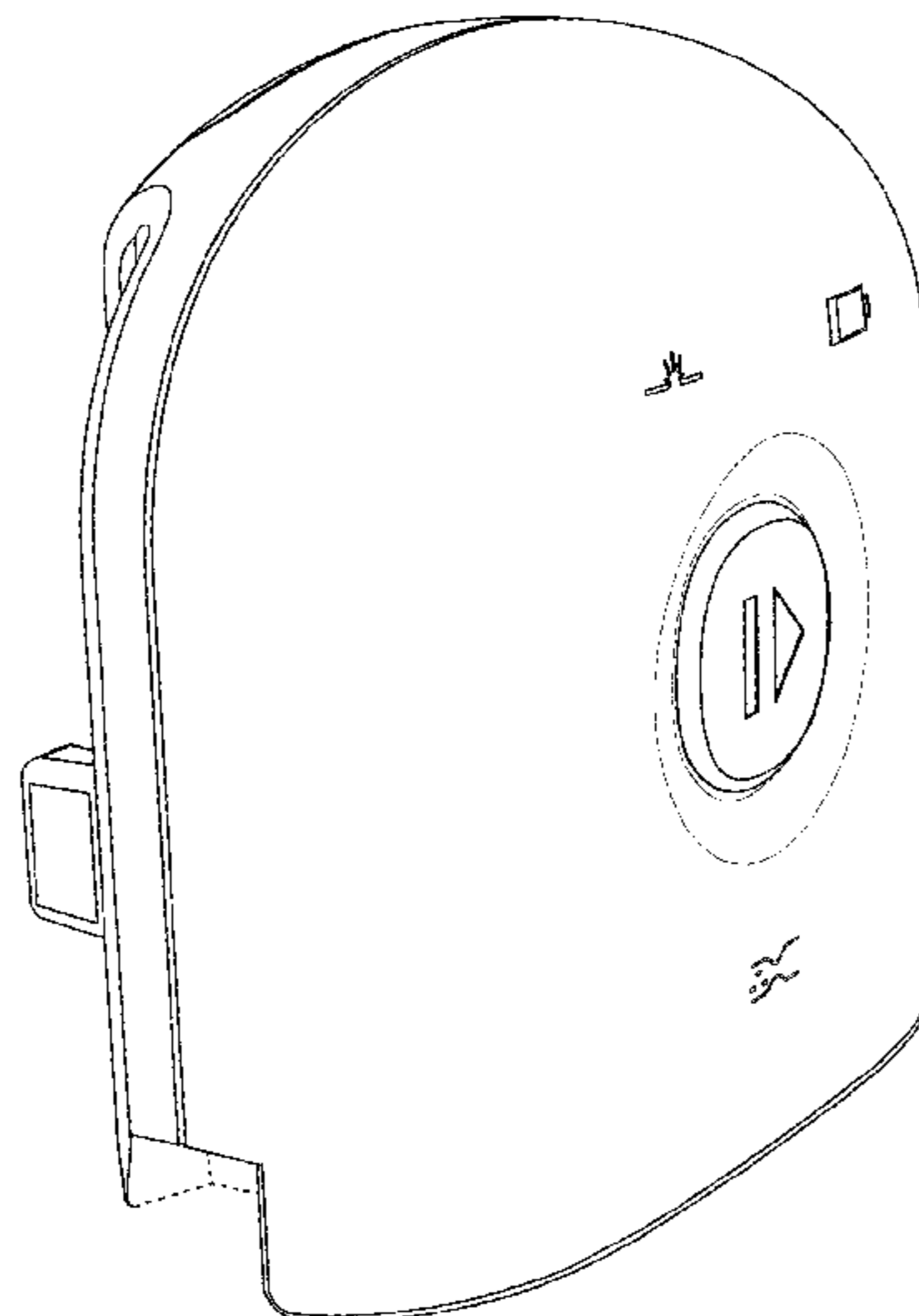
U.S. PATENT DOCUMENTS

D475,132 S 5/2003 Randolph
D544,092 S 6/2007 Lewis

DESCRIPTION

FIG. 1 is a perspective view of a medical equipment showing our new design;
FIG. 2 is a front plan view thereof;
FIG. 3 is a left side elevational view thereof;
FIG. 4 is a right side elevational view thereof;
FIG. 5 is a rear elevational view thereof;
FIG. 6 is a top plan view thereof; and,
FIG. 7 is a bottom plan view thereof.
The broken lines in the drawings depict portions of the medical equipment that form no part of the claimed design.

1 Claim, 6 Drawing Sheets



(56)

References Cited

U.S. PATENT DOCUMENTS

D630,725 S 1/2011 Pidgeon et al.
 D642,594 S * 8/2011 Mattson D15/7
 D645,137 S 9/2011 Gonzalez
 D648,353 S 11/2011 Mattson et al.
 D650,894 S 12/2011 Gonzalez
 D654,095 S 2/2012 Mattson et al.
 D659,717 S 5/2012 Mattson et al.
 8,858,517 B2 10/2014 Pan et al.
 D764,047 S 8/2016 Bjelovuk et al.
 D764,048 S 8/2016 Bjelovuk et al.
 D764,653 S 8/2016 Bjelovuk et al.
 D764,654 S 8/2016 Bjelovuk et al.
 D765,830 S 9/2016 Bjelovuk et al.
 D770,173 S 11/2016 Brophy et al.
 D802,744 S 11/2017 Bjelovuk et al.
 D813,374 S 3/2018 Bjelovuk et al.
 D814,016 S 3/2018 Bjelovuk et al.
 D815,726 S 4/2018 Bjelovuk et al.
 D815,727 S 4/2018 Bjelovuk et al.

D874,642 S * 2/2020 Tanzbro D24/108
 D895,787 S * 9/2020 Pratt D24/108
 2009/0299306 A1 12/2009 Buan
 2012/0302975 A1 11/2012 Buan et al.
 2016/0038626 A1 2/2016 Locke et al.
 2016/0339158 A1 11/2016 Collinson et al.
 2017/0368239 A1 12/2017 Askem et al.
 2018/0304065 A1 10/2018 Armstrong et al.
 2019/0021911 A1 1/2019 Askem et al.
 2019/0201599 A1 7/2019 Chang et al.
 2019/0290496 A1* 9/2019 Brownhill A61F 13/00068
 2019/0290499 A1* 9/2019 Askem A61M 1/0088
 2019/0365968 A1* 12/2019 Long A61M 1/0094
 2020/0061253 A1* 2/2020 Long A61M 1/0088
 2020/0086014 A1* 3/2020 Locke A61F 13/00055
 2020/0107965 A1* 4/2020 Greener A61F 13/0246
 2020/0114050 A1* 4/2020 Collinson A61M 1/0088
 2020/0121510 A1* 4/2020 Hartwell A61M 1/0066
 2020/0121833 A9* 4/2020 Askem F04B 49/065
 2020/0146894 A1* 5/2020 Long A61F 13/00034
 2020/0330283 A1* 10/2020 Locke A61L 15/28
 2020/0338242 A1* 10/2020 Pratt A61M 1/0052

* cited by examiner

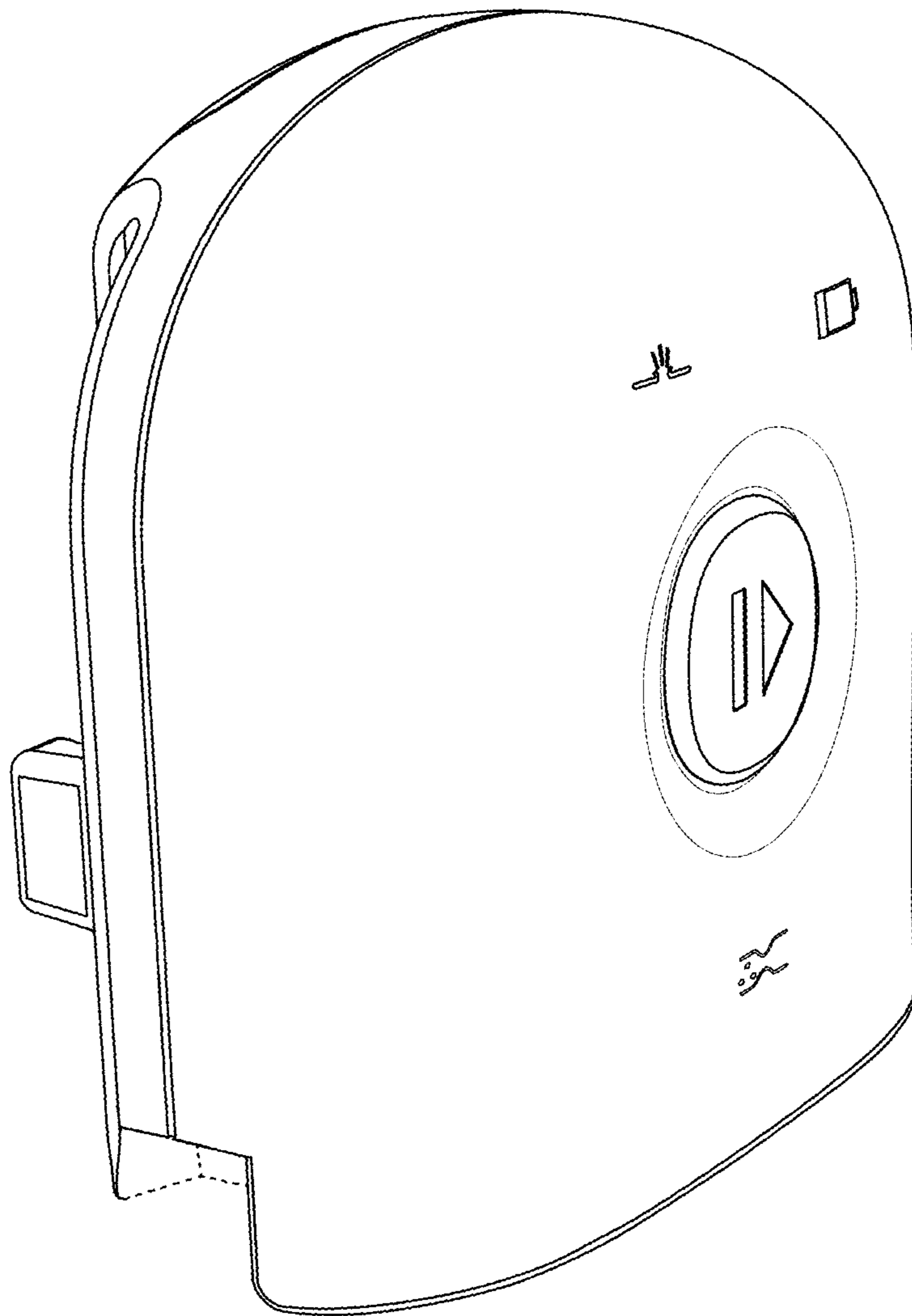


Figure. 1

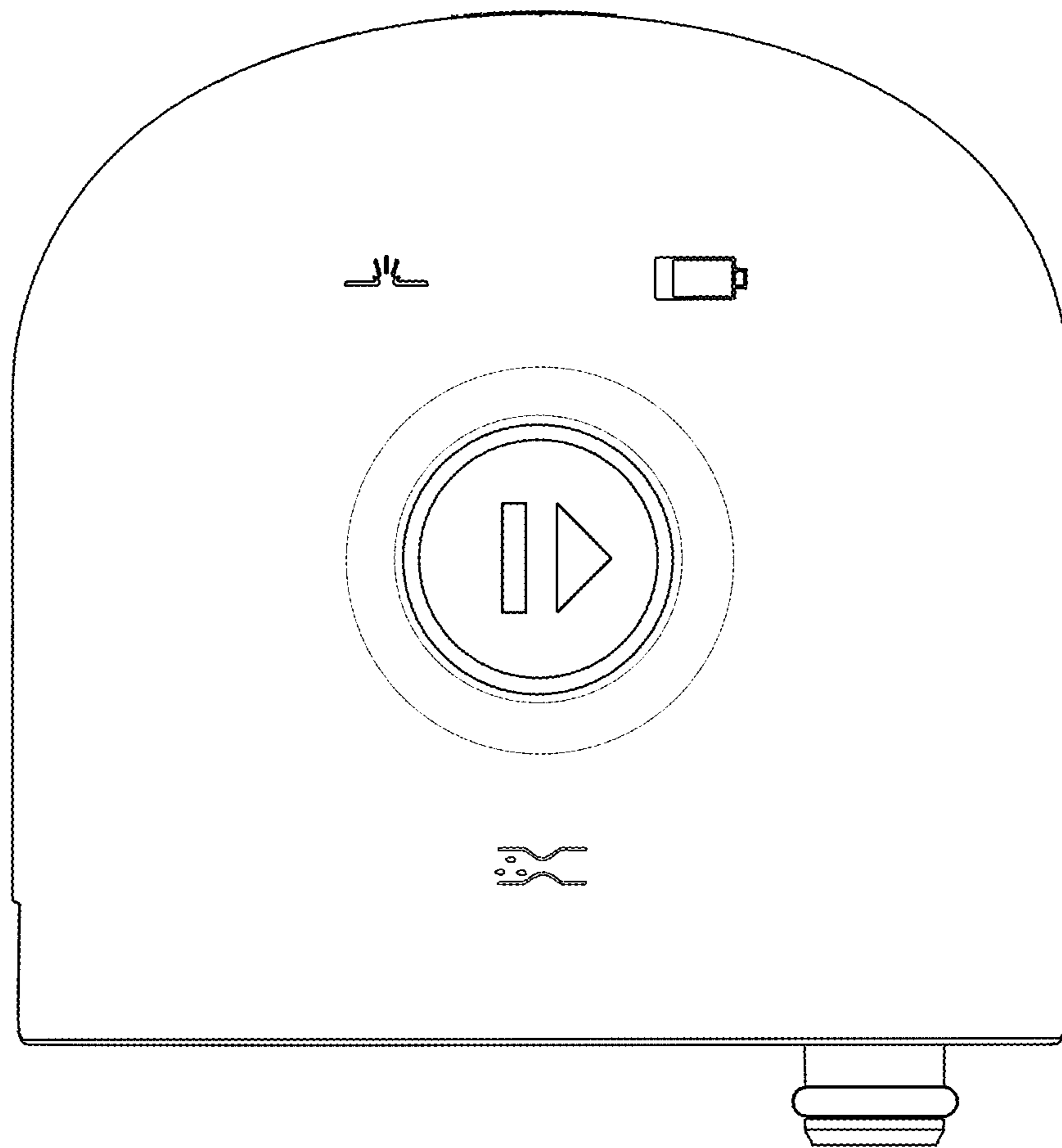


Figure. 2

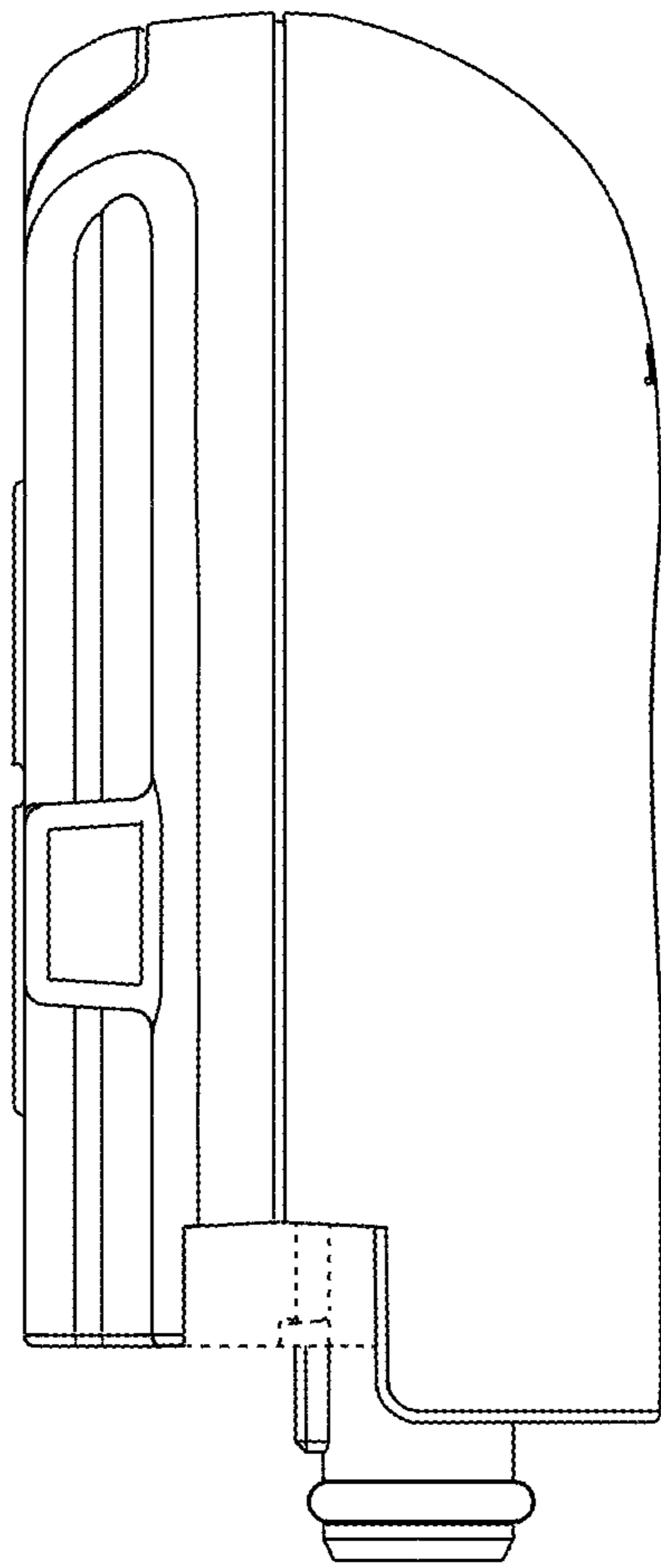


Figure. 3

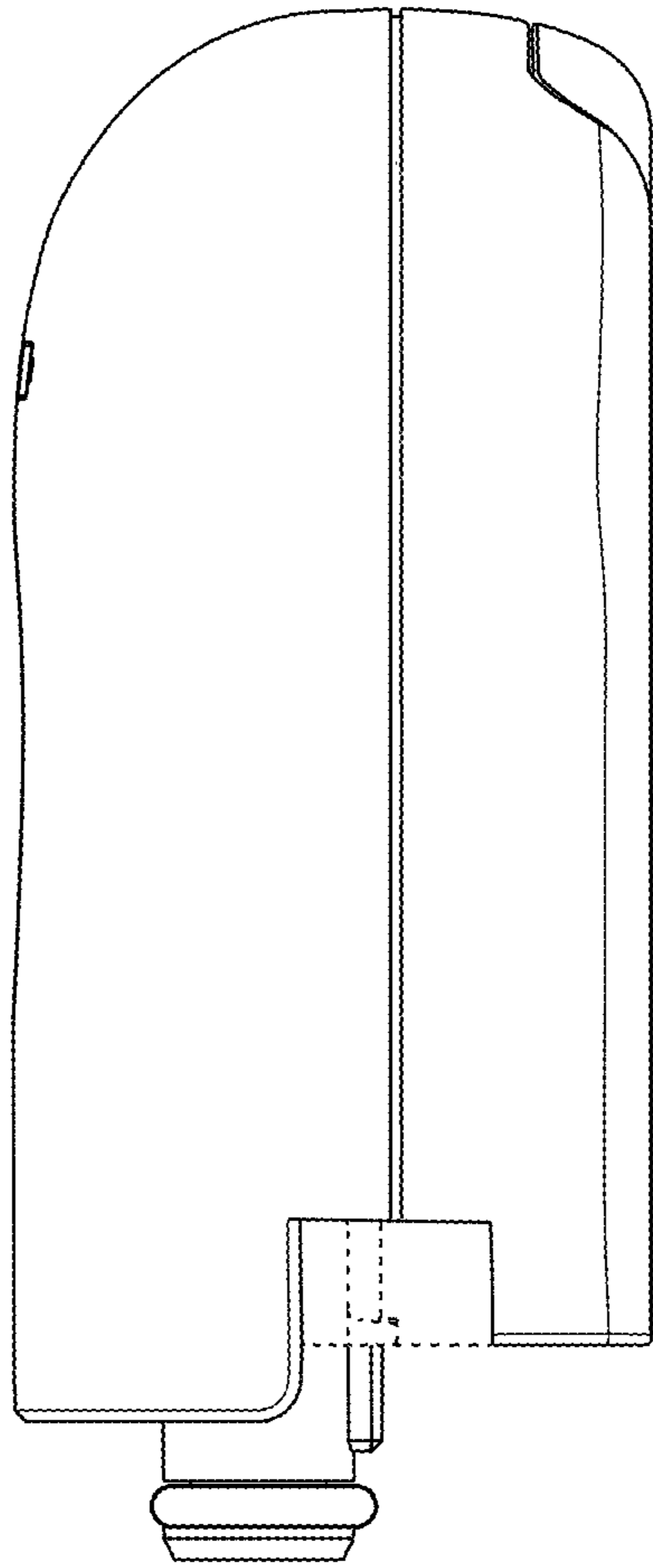


Figure. 4

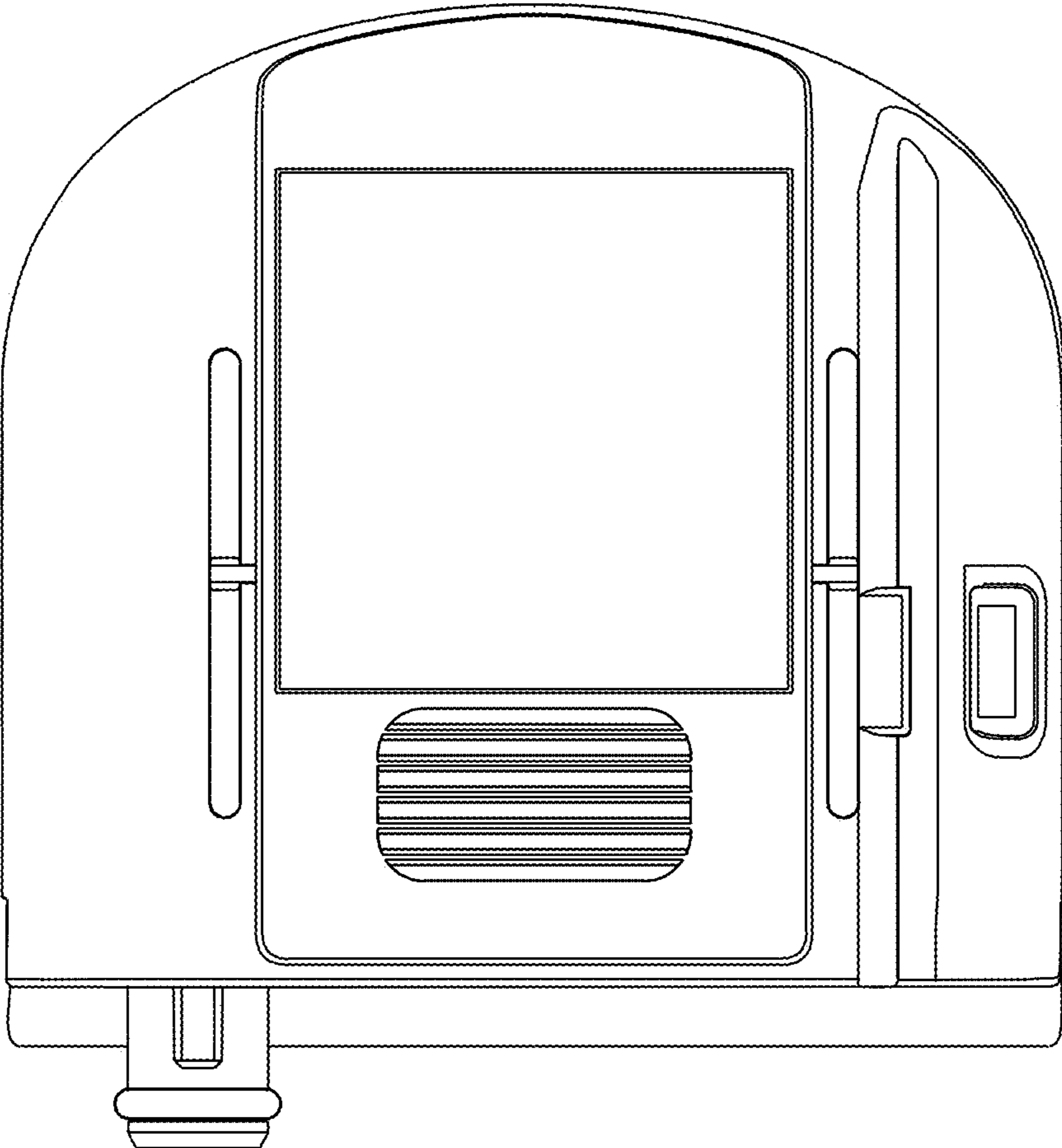


Figure. 5

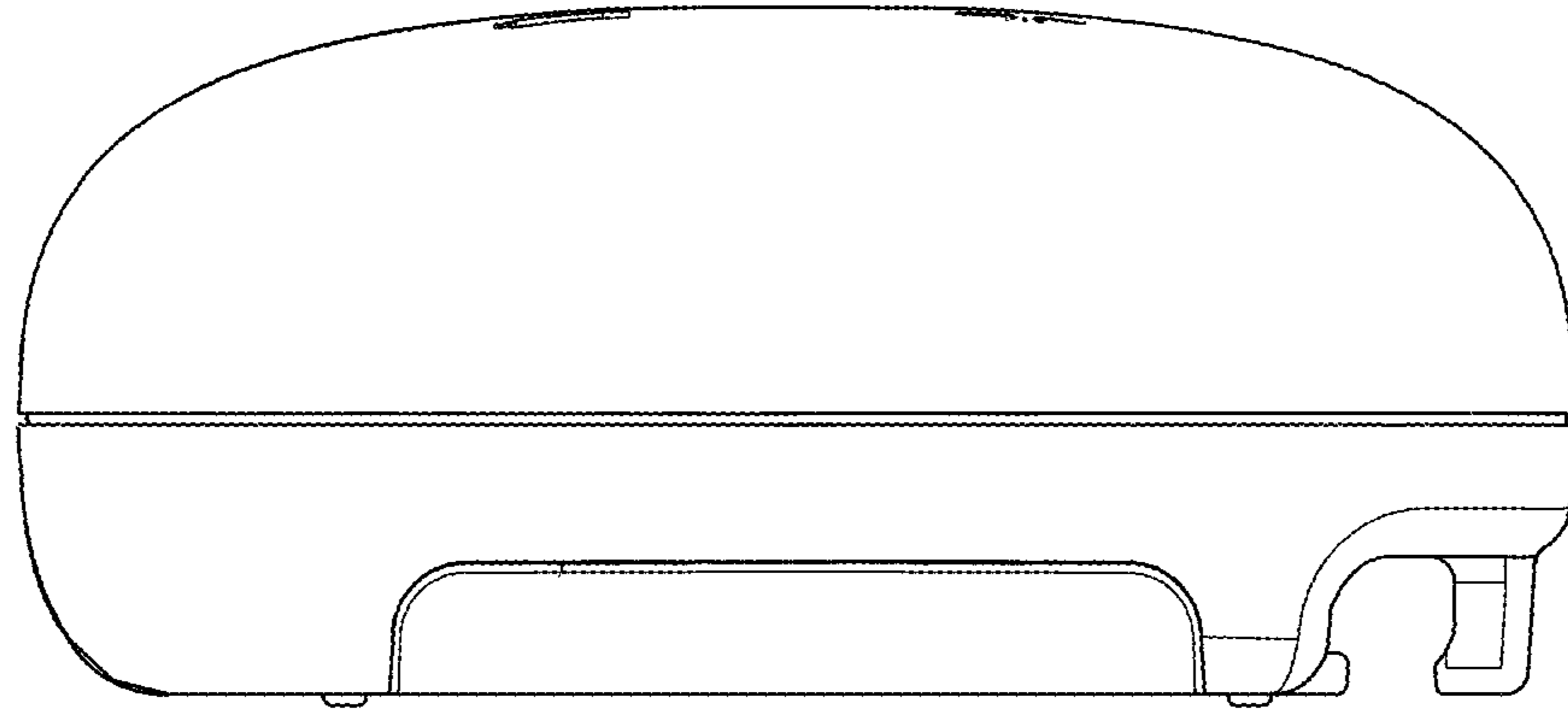


Figure. 6

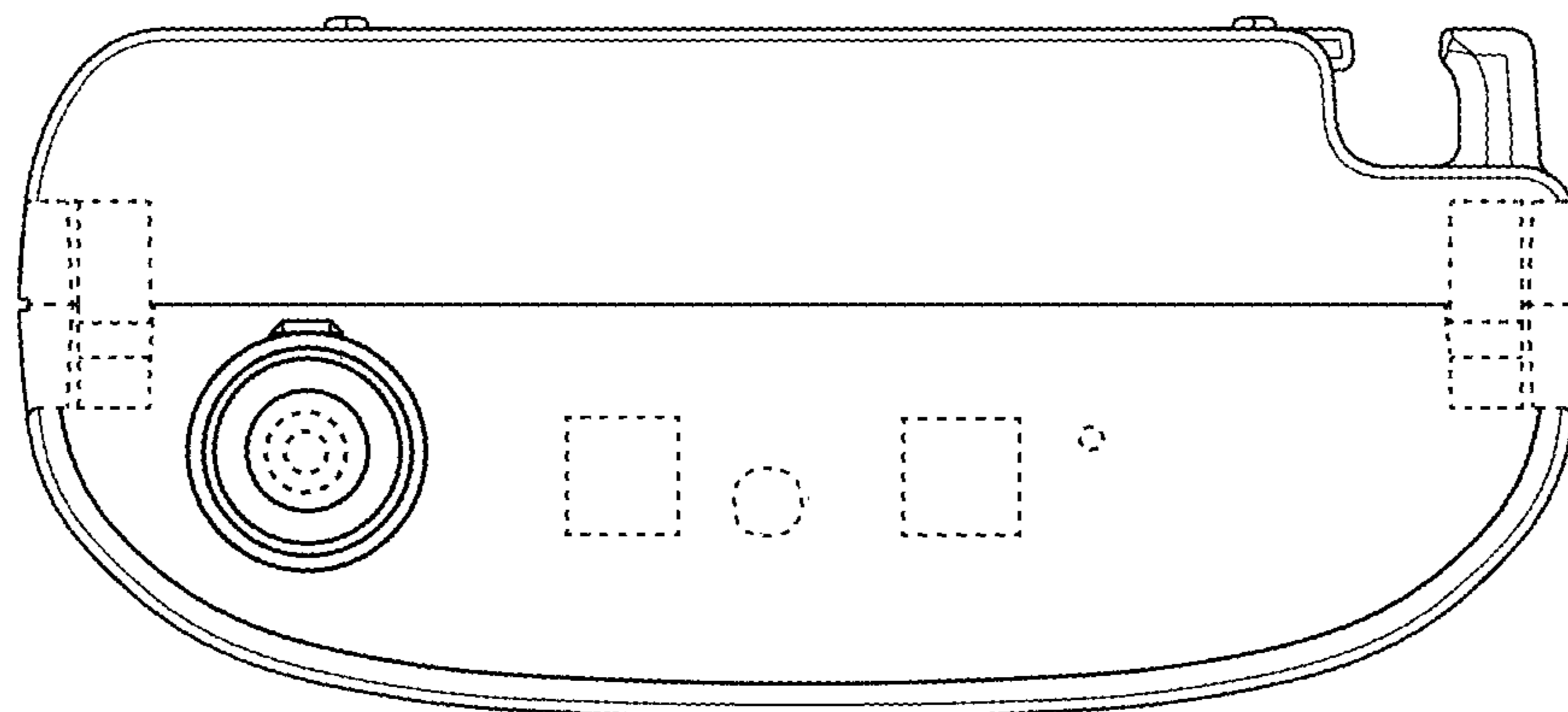


Figure. 7