



US00D921177S

(12) **United States Design Patent**
Alexander

(10) **Patent No.:** **US D921,177 S**
(45) **Date of Patent:** **** Jun. 1, 2021**

- (54) **ESSENTIAL OIL DIFFUSER**
- (71) Applicant: **Matthew Aaron Alexander**, Orem, UT (US)
- (72) Inventor: **Matthew Aaron Alexander**, Orem, UT (US)
- (**) Term: **15 Years**
- (21) Appl. No.: **29/690,387**
- (22) Filed: **May 7, 2019**
- (51) **LOC (13) Cl.** **28-99**
- (52) **U.S. Cl.**
USPC **D23/366**
- (58) **Field of Classification Search**
USPC D23/355, 356, 358, 359, 360, 364, 366;
D7/316, 505; D9/435, 444, 504, 519,
D9/529, 686; D11/131.1; D28/89;
D99/5
CPC . A61L 9/03; A61L 9/012; A61L 9/015; A61L
9/037; F41J 1/01
See application file for complete search history.

- D646,425 S * 10/2011 Crosby D26/85
- D655,402 S * 3/2012 Osorio D23/360
- D656,413 S * 3/2012 Hayton D9/730
- D719,249 S * 12/2014 Lim D23/364
- D760,939 S * 7/2016 Hoang D26/85
- D836,825 S * 12/2018 Formel D26/118
- D849,921 S * 5/2019 Gobber D23/366
- D872,245 S * 1/2020 Meeker D23/366

* cited by examiner

Primary Examiner — John A Voytek
(74) *Attorney, Agent, or Firm* — Superior IP, PLLC;
Dustin Call

(57) **CLAIM**

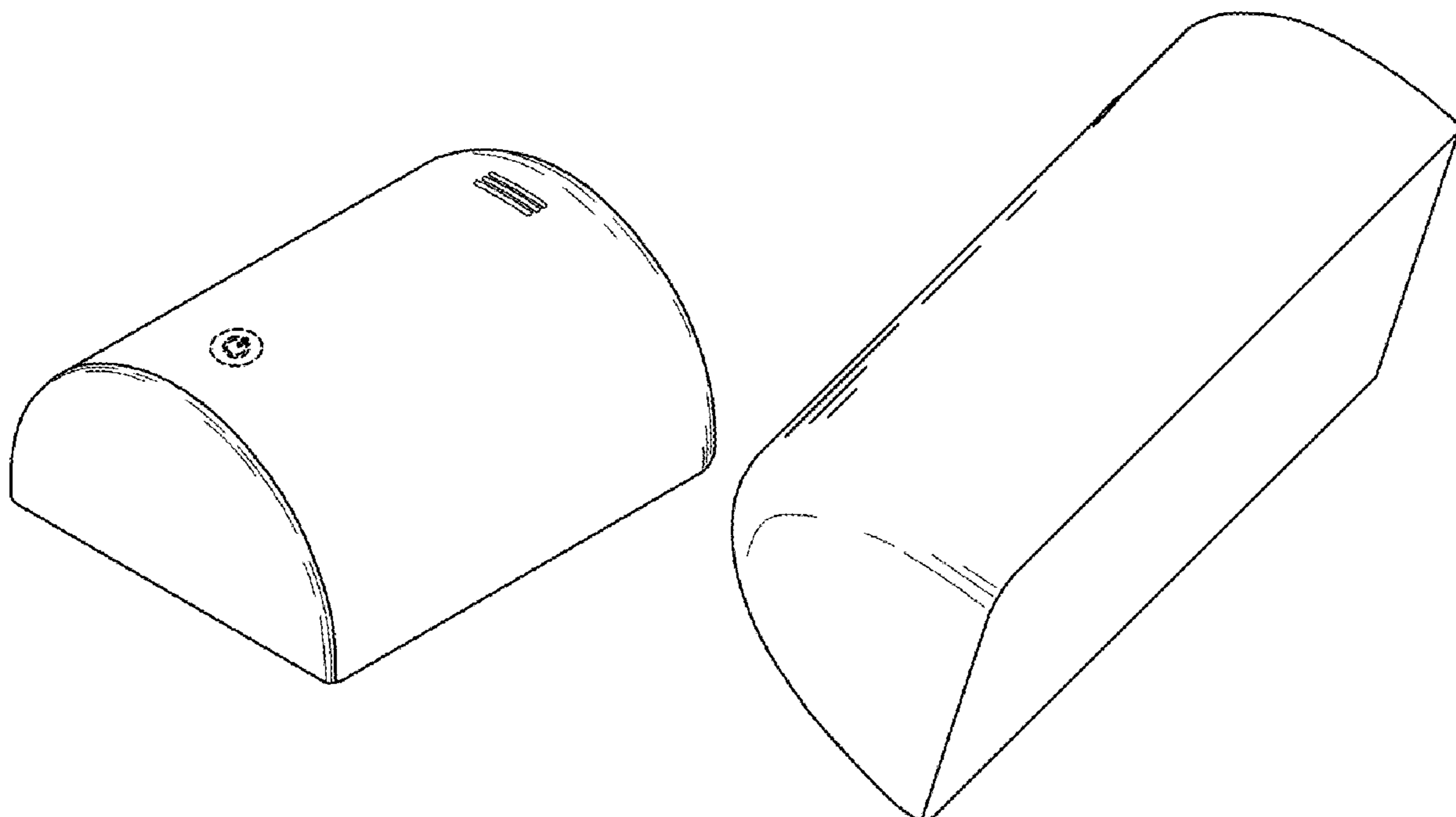
The ornamental design for an essential oil diffuser, as shown and described.

DESCRIPTION

FIG. 1 is a front view of an essential oil diffuser;
FIG. 2 is a rear view thereof;
FIG. 3 is a bottom view thereof;
FIG. 4 is a top view thereof;
FIG. 5 is a side view thereof;
FIG. 6 is a front left top perspective view thereof; and,
FIG. 7 is a rear right bottom perspective view thereof.
The broken lines are for the purpose of illustration and form no part of the claimed design.

1 Claim, 4 Drawing Sheets

- (56) **References Cited**
U.S. PATENT DOCUMENTS
D415,267 S * 10/1999 Kauzlarich D23/366
D496,202 S * 9/2004 Hansen D6/545






FIG. 1




FIG. 2

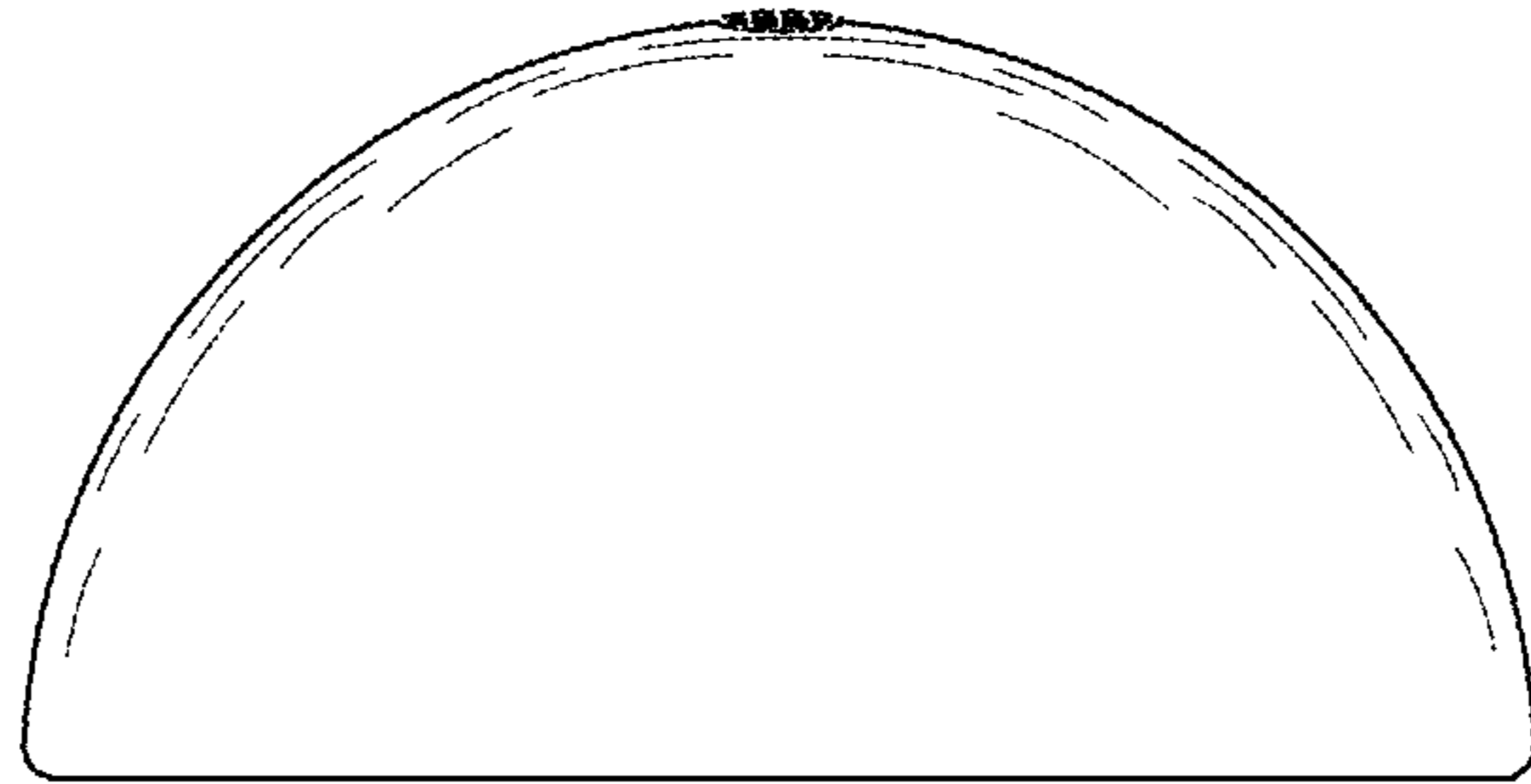


FIG. 3

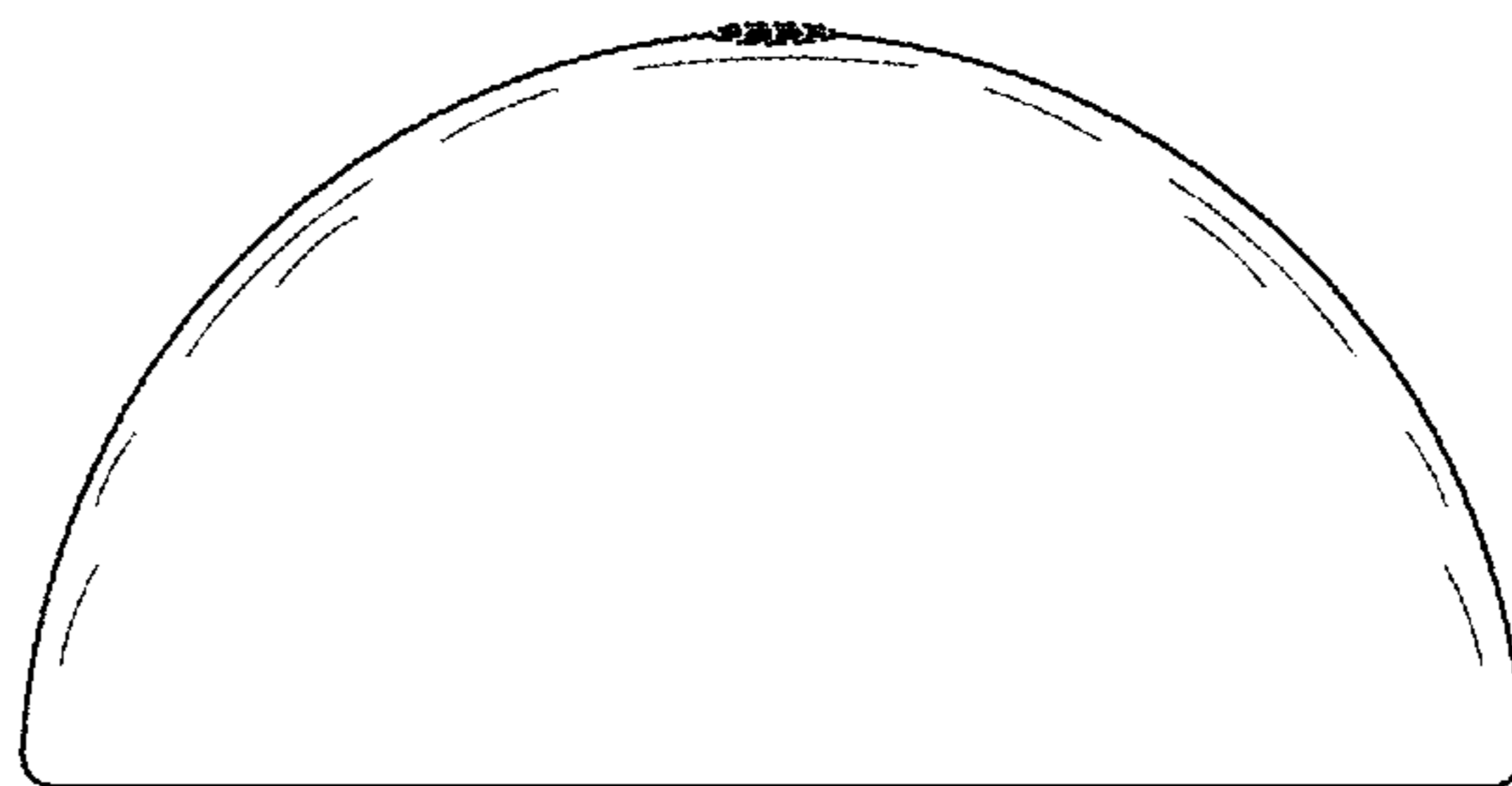


FIG. 4




FIG. 5

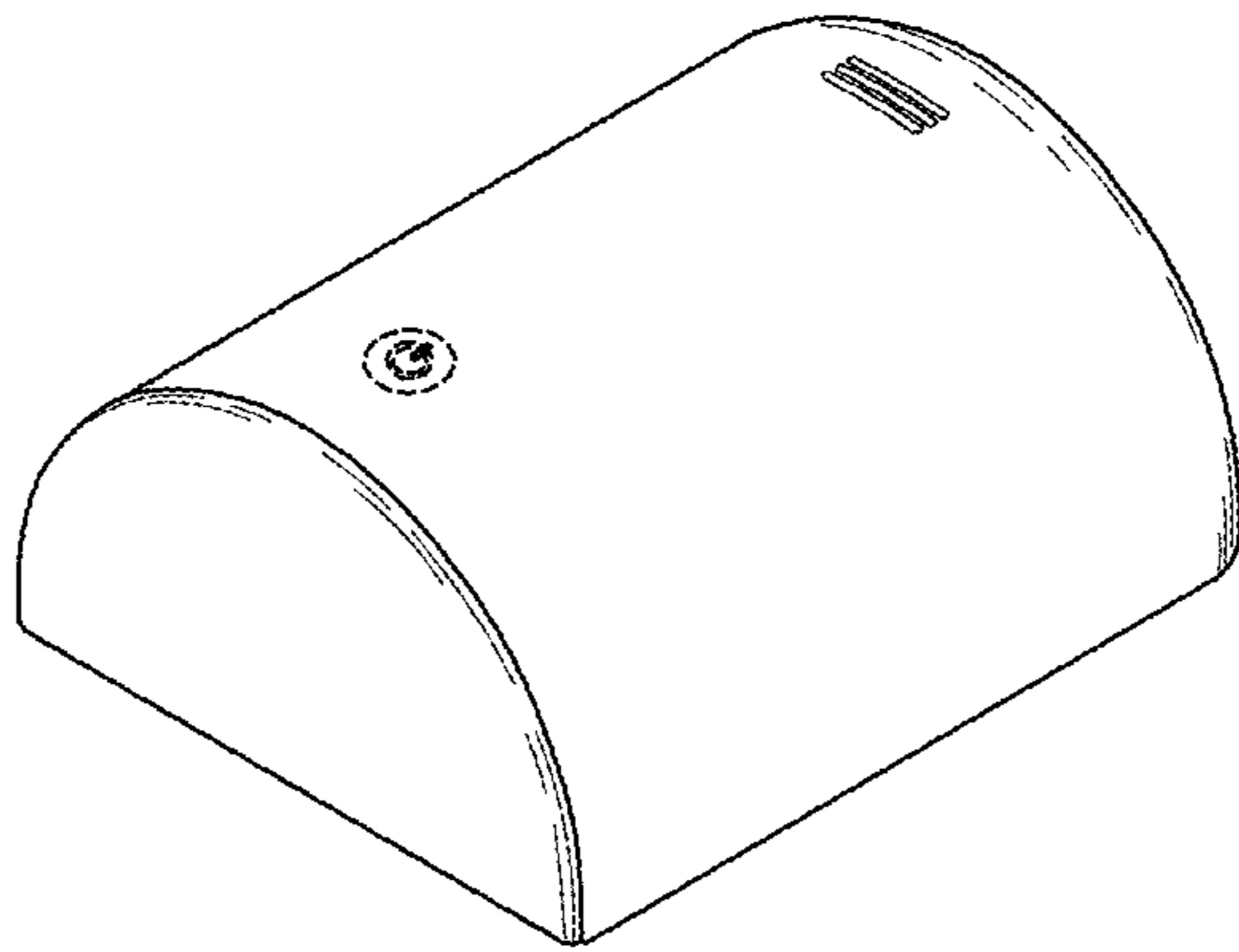


FIG. 6

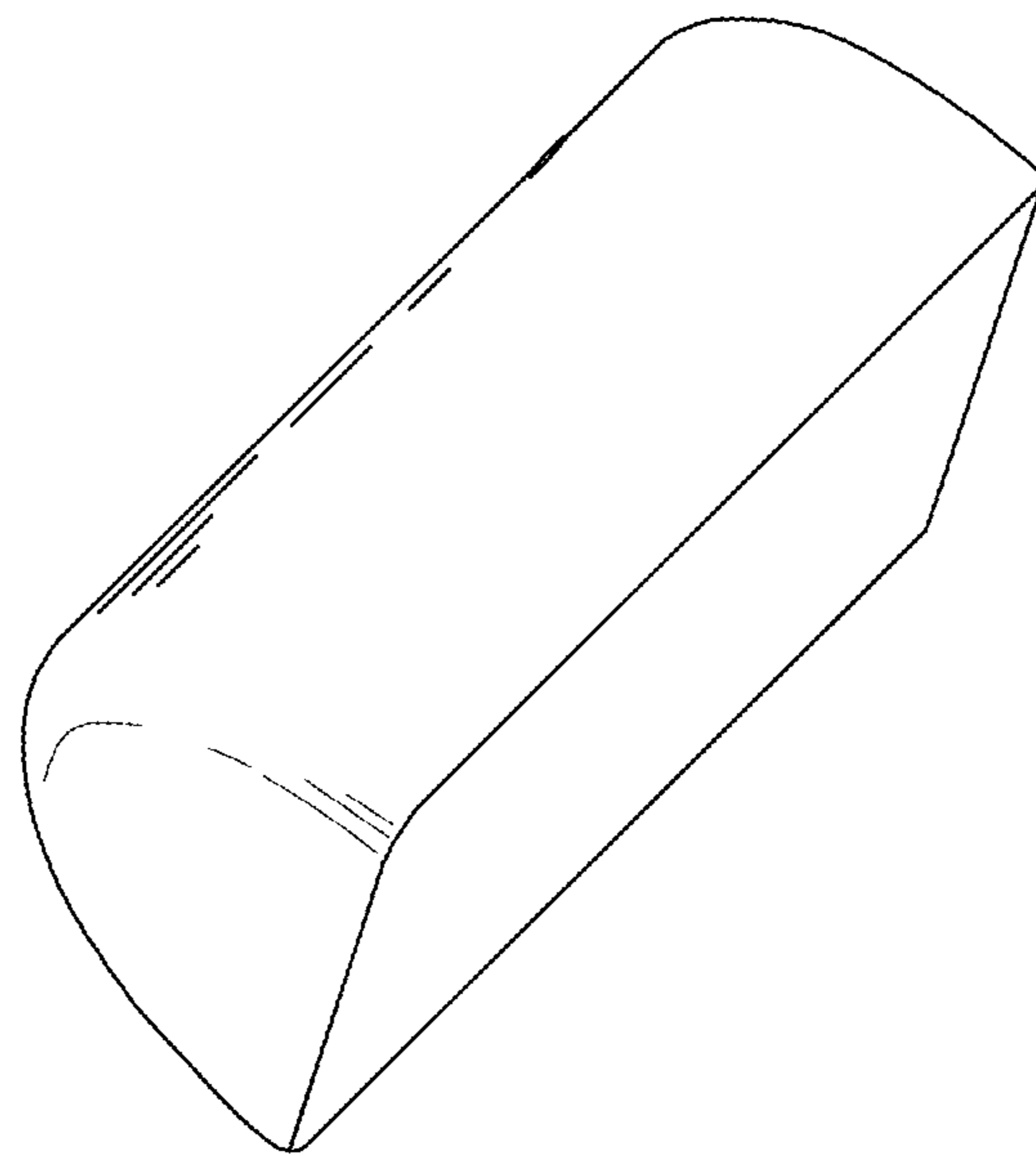


FIG. 7