



US00D921175S

(12) **United States Design Patent** (10) **Patent No.:** **US D921,175 S**
Wallner (45) **Date of Patent:** **** Jun. 1, 2021**

(54) **DIFFUSER**

FOREIGN PATENT DOCUMENTS

(71) Applicant: **WALLNER EXPAC, INC.**, Rancho Cucamonga, CA (US)

EP 1 344 990 A2 9/2003
GB 789940 10/1957

(Continued)

(72) Inventor: **Michael H. Wallner**, Alta Loma, CA (US)

OTHER PUBLICATIONS

(73) Assignee: **WALLNER EXPAC, INC.**, Ontario (CA)

Image 1, Haotong Wire Mesh, windowsscreeningmesh.en.alibaba.com.

Image 2, <http://www.expanded-metal.org>.

(**) Term: **15 Years**

Primary Examiner — Christian P. McLean

(21) Appl. No.: **29/574,983**

(74) *Attorney, Agent, or Firm* — Lewis Roca Rothgerber Christie LLP

(22) Filed: **Aug. 19, 2016**

(51) **LOC (13) Cl.** **23-04**

(52) **U.S. Cl.**
USPC **D23/365**

(57) **CLAIM**

(58) **Field of Classification Search**

The ornamental design for a diffuser, as shown and described.

USPC D15/5; D23/314, 325, 333–336, 367, D23/386–388; 55/497, 501, 502, 511, 55/514; 29/2, 6.1; 52/670; 429/245; D25/48.8, 100; D12/163
CPC A61M 25/0012; B01D 46/0004; B32B 2597/00; D01D 27/04; Y10T 428/1366
See application file for complete search history.

DESCRIPTION

(56) **References Cited**

U.S. PATENT DOCUMENTS


1,691,227 A * 11/1928 Cross E04F 13/04 52/670
1,961,144 A * 6/1934 Griffith F25D 25/02 211/153
2,018,085 A * 10/1935 Otte B21D 31/043 29/897.15
2,965,197 A * 12/1960 Dow B01D 46/10 55/511
3,570,086 A * 3/1971 Stone B21D 31/043 29/6.2
4,221,032 A * 9/1980 Cousino B21D 31/04 29/2
D325,434 S * 4/1992 Dosmann D23/388

(Continued)

FIG. 1 is a top perspective view of my diffuser design. FIG. 2 is a partial enlarged view of the upper right quadrant shown in FIG. 1. FIG. 3 is a top view of my diffuser design. FIG. 4 is a partial enlarged top view of the upper right quadrant shown in FIG. 3. FIG. 5 is a front end view of my diffuser design which is a mirror image of the rear end view. FIG. 6 is a left end view of my diffuser design which is the mirror image of the right end view; and, FIG. 7 is a partial cross sectional view along arrows 7-7 shown in FIG. 4.

The dot-dot-dash broken lines show the boundaries of the enlarged partial views, and form no part of the claim. The dot-dash broken lines show the boundaries of the design, and form no part of the claim. The remaining broken lines illustrates portion of the diffuser that form no part of the claimed design.

1 Claim, 6 Drawing Sheets



(56)

References Cited

U.S. PATENT DOCUMENTS

5,461,761 A * 10/1995 Knopfli B21D 28/36
 29/6.1
 5,809,905 A * 9/1998 John B65D 19/0018
 108/56.1
 5,858,575 A * 1/1999 Chen H01M 4/745
 29/2
 D449,100 S * 10/2001 Sundet D23/365
 6,793,703 B1 * 9/2004 Sledge B01D 46/0002
 55/495
 D624,201 S * 9/2010 Hendricks D25/100
 8,491,690 B2 * 7/2013 Crabtree B01D 46/10
 156/293
 8,500,839 B2 * 8/2013 Crabtree B01D 46/10
 156/292
 8,696,781 B2 * 4/2014 Wallner B21D 31/04
 55/486
 D708,311 S * 7/2014 Platt D23/365
 D725,254 S * 3/2015 Roblin D23/365
 D732,189 S * 6/2015 Colciago D25/48.8
 D804,829 S * 12/2017 Austin D5/58
 D814,626 S * 4/2018 Smale D23/419
 10,232,295 B2 * 3/2019 Winters B01D 46/0005
 D853,898 S * 7/2019 Bucher D12/163

D904,304 S * 12/2020 Hoshida D13/118
 2002/0104299 A1 * 8/2002 Chang B01D 46/0005
 55/497
 2003/0037521 A1 * 2/2003 Chicks B01D 46/10
 55/497
 2004/0148915 A1 * 8/2004 Lipner B01D 46/0002
 55/495
 2009/0019824 A1 * 1/2009 Lawrence B01D 46/0004
 55/497
 2010/0031617 A1 * 2/2010 Ensor B01D 39/1623
 55/487
 2010/0269467 A1 * 10/2010 Crabtree B01D 46/10
 55/499
 2017/0178867 A1 * 6/2017 Kudela C23C 16/45565
 2018/0306404 A1 * 10/2018 Hanashima F21V 5/02

FOREIGN PATENT DOCUMENTS

GB	850225	10/1960
GB	953861	4/1964
GB	1020279	2/1966
GB	1085389	9/1967
GB	1105459	3/1968
WO	WO 94/08142	4/1994

* cited by examiner

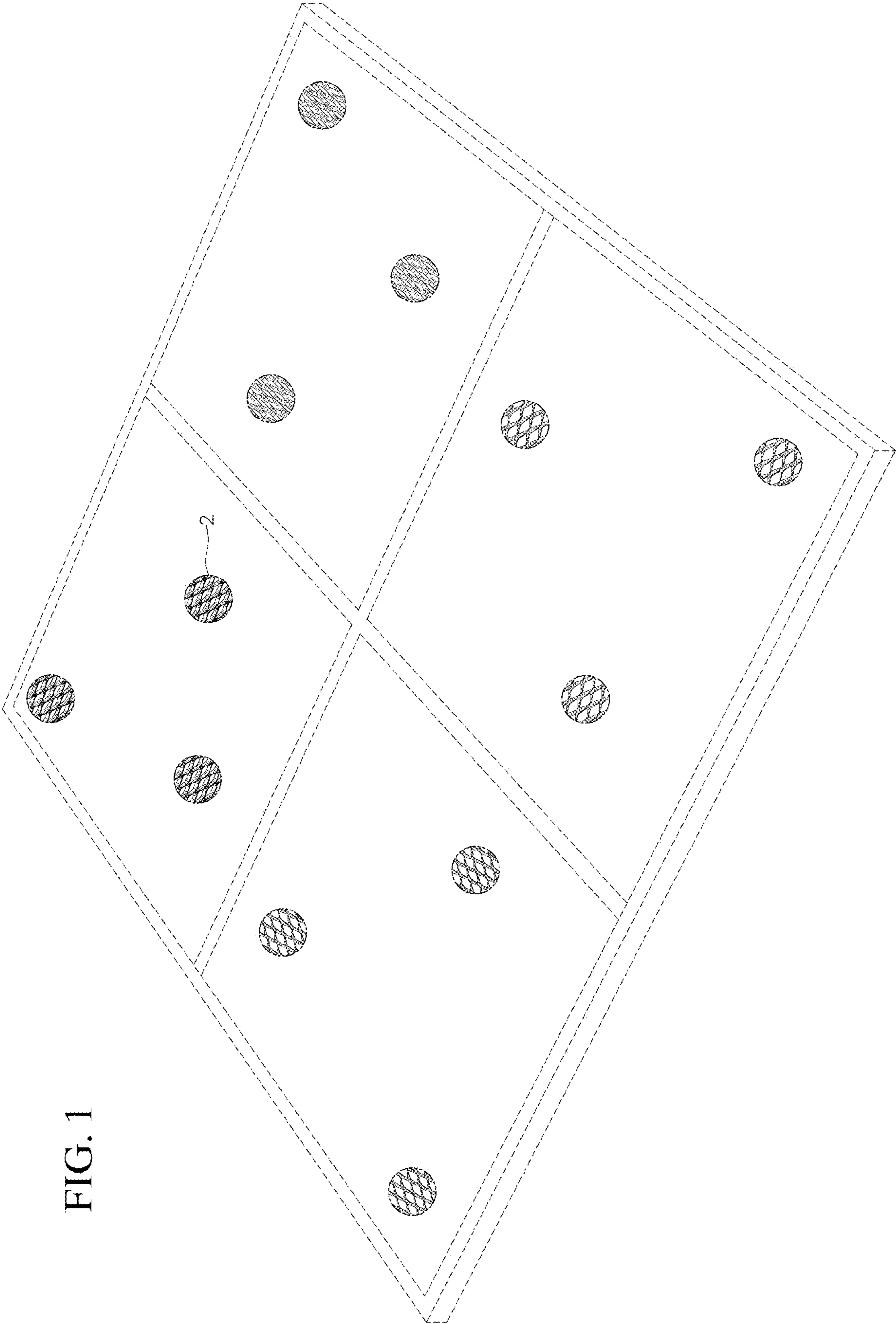



FIG. 1

FIG. 2






FIG. 3

FIG. 4

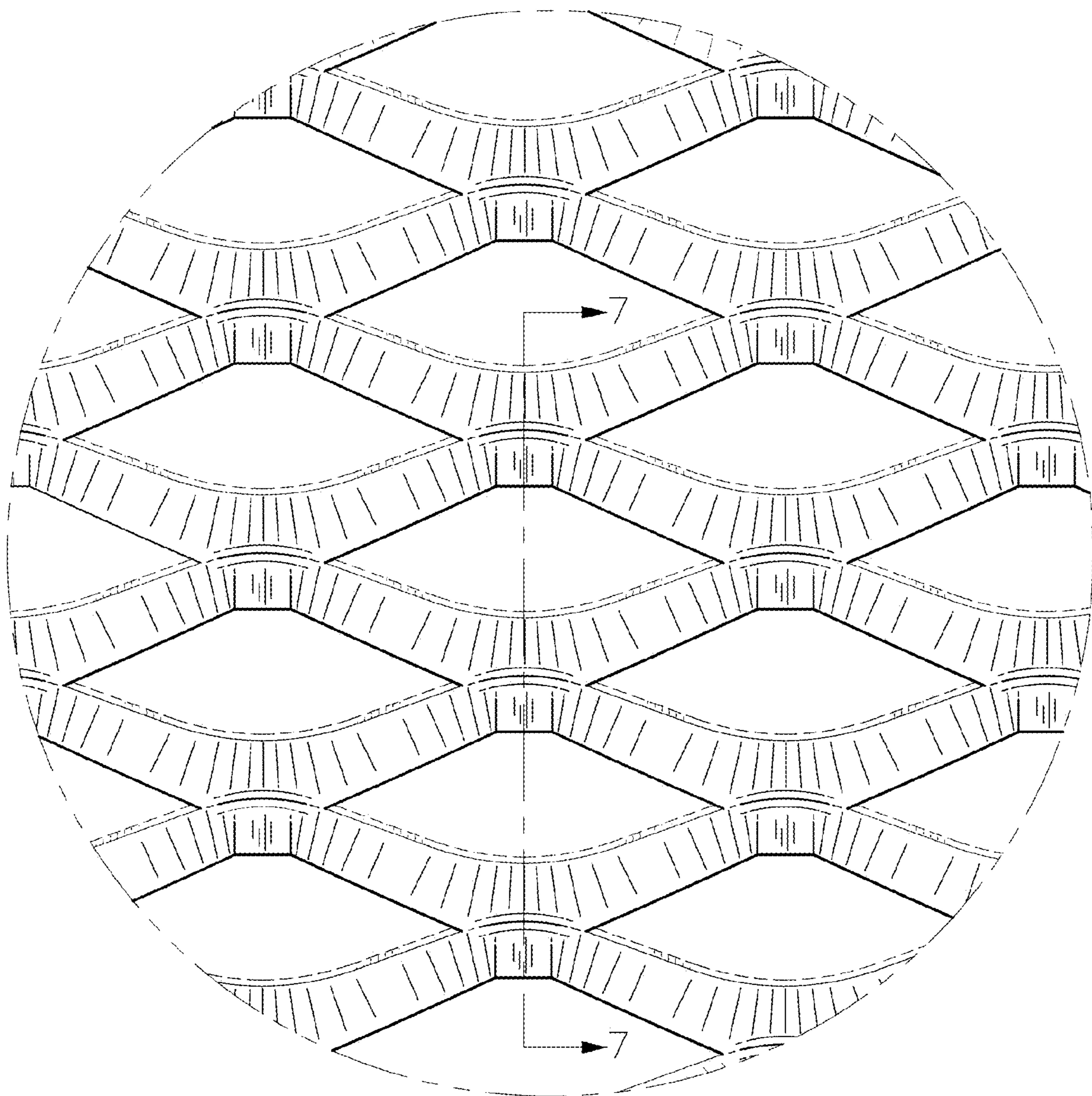


FIG. 5



FIG. 6



FIG. 7

