



US00D921174S

(12) **United States Design Patent** (10) **Patent No.:** **US D921,174 S**  
**Wallner** (45) **Date of Patent:** **\*\* \*Jun. 1, 2021**

(54) **DIFFUSER**

FOREIGN PATENT DOCUMENTS

(71) Applicant: **WALLNER EXPAC, INC.**, Rancho Cucamonga, CA (US)

EP 1 344 990 A2 9/2003  
GB 789940 10/1957

(Continued)

(72) Inventor: **Michael H. Wallner**, Alta Loma, CA (US)

OTHER PUBLICATIONS

(73) Assignee: **WALLNER EXPAC, INC.**, Ontario, CA (US)

Image 1, Haotong Wire Mesh, [windowsscreeningmesh.en.alibaba.com](http://windowsscreeningmesh.en.alibaba.com).

Image 2, <http://www.expanded-metal.org>.

(\*) Notice: This patent is subject to a terminal disclaimer.

*Primary Examiner* — Christian P. McLean

(\*\*) Term: **15 Years**

(74) *Attorney, Agent, or Firm* — Lewis Roca Rothgerber Christie LLP

(21) Appl. No.: **29/574,982**

(57) **CLAIM**

(22) Filed: **Aug. 19, 2016**

The ornamental design for a diffuser, as shown and described.

(51) **LOC (13) Cl.** ..... **23-04**

(52) **U.S. Cl.**  
USPC ..... **D23/365**

(58) **Field of Classification Search**  
USPC ..... D15/5; D23/314, 325, 333–336, 367, D23/386–388; 55/497, 501, 502, 511, 55/514; 29/2, 6.1; 52/670; 429/245; D25/48.8, 100; D12/163  
CPC ..... A61M 25/0012; B01D 46/0004; B32B 2597/00; D01D 27/04; Y10T 428/1366  
See application file for complete search history.

**DESCRIPTION**

FIG. 1 is a top perspective view of my diffuser design.  
FIG. 2 is a partial enlarged view of the upper right quadrant shown in FIG. 1.  
FIG. 3 is a top view of my diffuser design.  
FIG. 4 is a partial enlarged top view of the upper right quadrant shown in FIG. 3.  
FIG. 5 is a front end view of my diffuser design which is a mirror image of the rear end view.  
FIG. 6 is a left end view of my diffuser design which is the mirror image of the right end view; and,  
FIG. 7 is a partial cross sectional view along arrows 7-7 shown in FIG. 4.  
The dot-dot-dash broken lines show the boundaries of the enlarged partial views, and form no part of the claim. The dot-dash broken lines show the boundaries of the design, and form no part of the claim. The remaining broken lines illustrates portion of the diffuser that form no part of the claimed design.

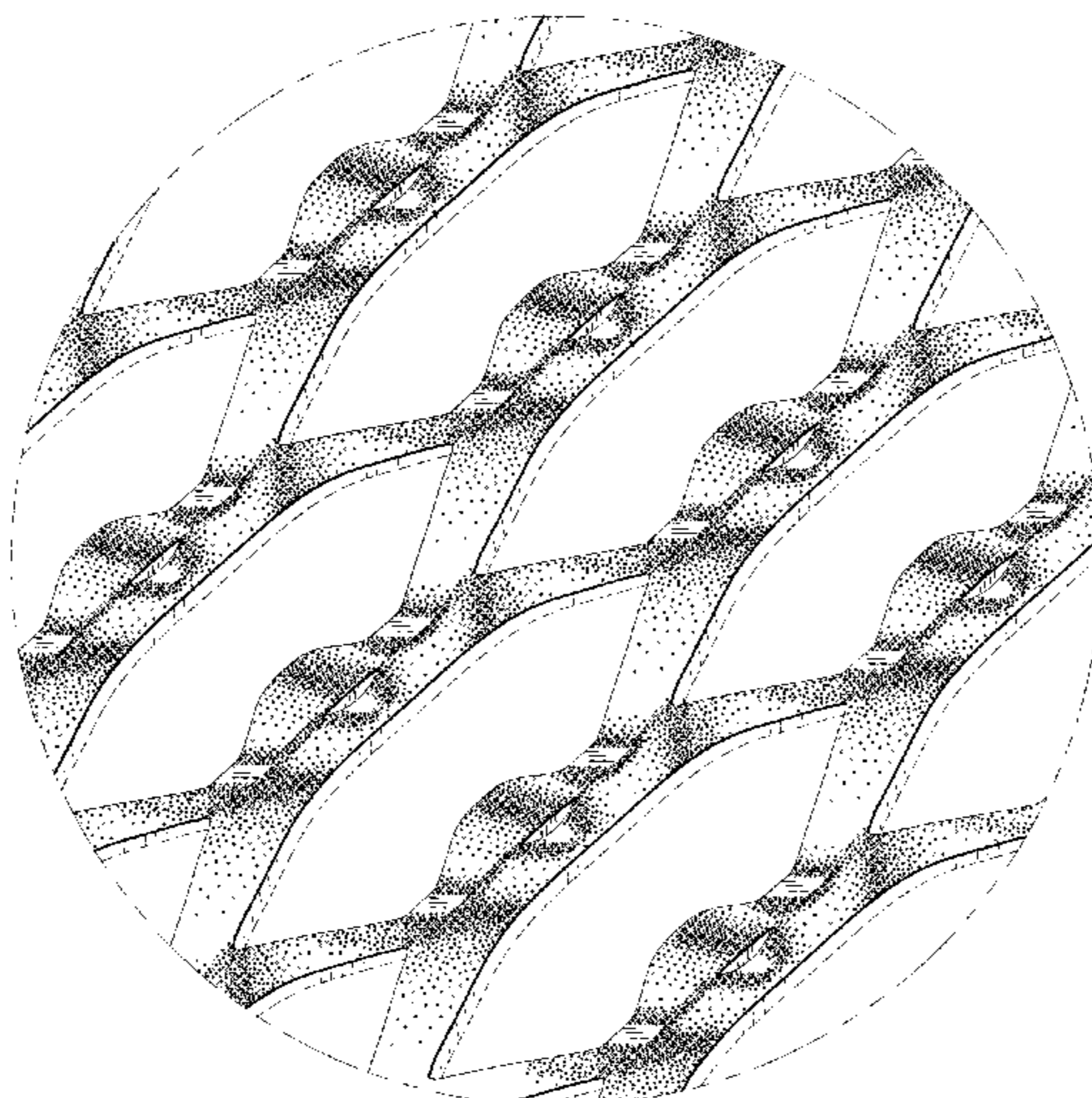
(56) **References Cited**

U.S. PATENT DOCUMENTS

- 1,691,227 A \* 11/1928 Cross ..... E04F 13/04 52/670
- 1,961,144 A \* 6/1934 Griffith ..... F25D 25/02 211/153
- 2,018,085 A \* 10/1935 Otte ..... B21D 31/043 29/897.15
- 2,965,197 A \* 12/1960 Dow ..... B01D 46/10 55/511
- 3,570,086 A \* 3/1971 Stone ..... B21D 31/043 29/6.2

(Continued)

**1 Claim, 6 Drawing Sheets**



(56)

References Cited

U.S. PATENT DOCUMENTS

4,221,032 A \* 9/1980 Cousino ..... B21D 31/04  
29/2  
D325,434 S \* 4/1992 Dosmann ..... D23/388  
5,461,761 A \* 10/1995 Knopfli ..... B21D 28/36  
29/6.1  
5,809,905 A \* 9/1998 John ..... B65D 19/0018  
108/56.1  
5,858,575 A \* 1/1999 Chen ..... H01M 4/745  
29/2  
D449,100 S \* 10/2001 Sundet ..... D23/365  
6,793,703 B1 \* 9/2004 Sledge ..... B01D 46/0002  
55/495  
D624,201 S \* 9/2010 Hendricks ..... D25/100  
8,491,690 B2 \* 7/2013 Crabtree ..... B01D 46/10  
156/293  
8,500,839 B2 \* 8/2013 Crabtree ..... B01D 46/10  
156/292  
8,696,781 B2 \* 4/2014 Wallner ..... B21D 31/04  
55/486  
D708,311 S \* 7/2014 Platt ..... D23/365  
D725,254 S \* 3/2015 Roblin ..... D23/365  
D732,189 S \* 6/2015 Colciago ..... D25/48.8  
D804,829 S \* 12/2017 Austin ..... D5/58  
D814,626 S \* 4/2018 Smalc ..... D23/419

10,232,295 B2 \* 3/2019 Winters ..... B01D 46/0005  
D853,898 S \* 7/2019 Bucher ..... D12/163  
D904,304 S \* 12/2020 Hoshida ..... D13/118  
2002/0104299 A1 \* 8/2002 Chang ..... B01D 46/0005  
55/497  
2003/0037521 A1 \* 2/2003 Chicks ..... B01D 46/10  
55/497  
2004/0148915 A1 \* 8/2004 Lipner ..... B01D 46/0002  
55/495  
2009/0019824 A1 \* 1/2009 Lawrence ..... B01D 46/0004  
55/497  
2010/0031617 A1 \* 2/2010 Ensor ..... B01D 39/1623  
55/487  
2010/0269467 A1 \* 10/2010 Crabtree ..... B01D 46/10  
55/499  
2017/0178867 A1 \* 6/2017 Kudela ..... C23C 16/45565  
2018/0306404 A1 \* 10/2018 Hanashima ..... F21V 5/02

FOREIGN PATENT DOCUMENTS

GB	850225	10/1960
GB	953861	4/1964
GB	1020279	2/1966
GB	1085389	9/1967
GB	1105459	3/1968
WO	WO 94/08142	4/1994

\* cited by examiner

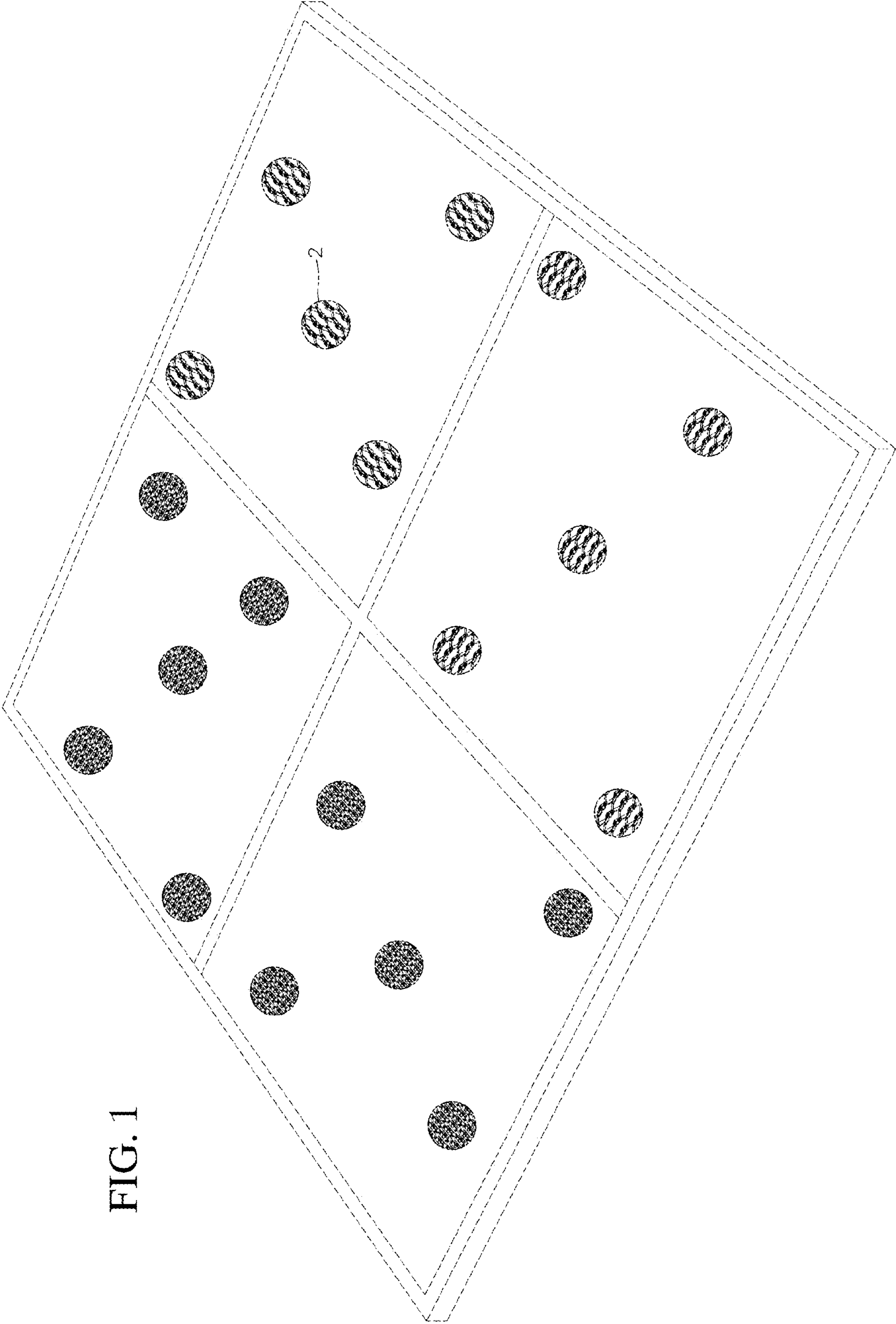
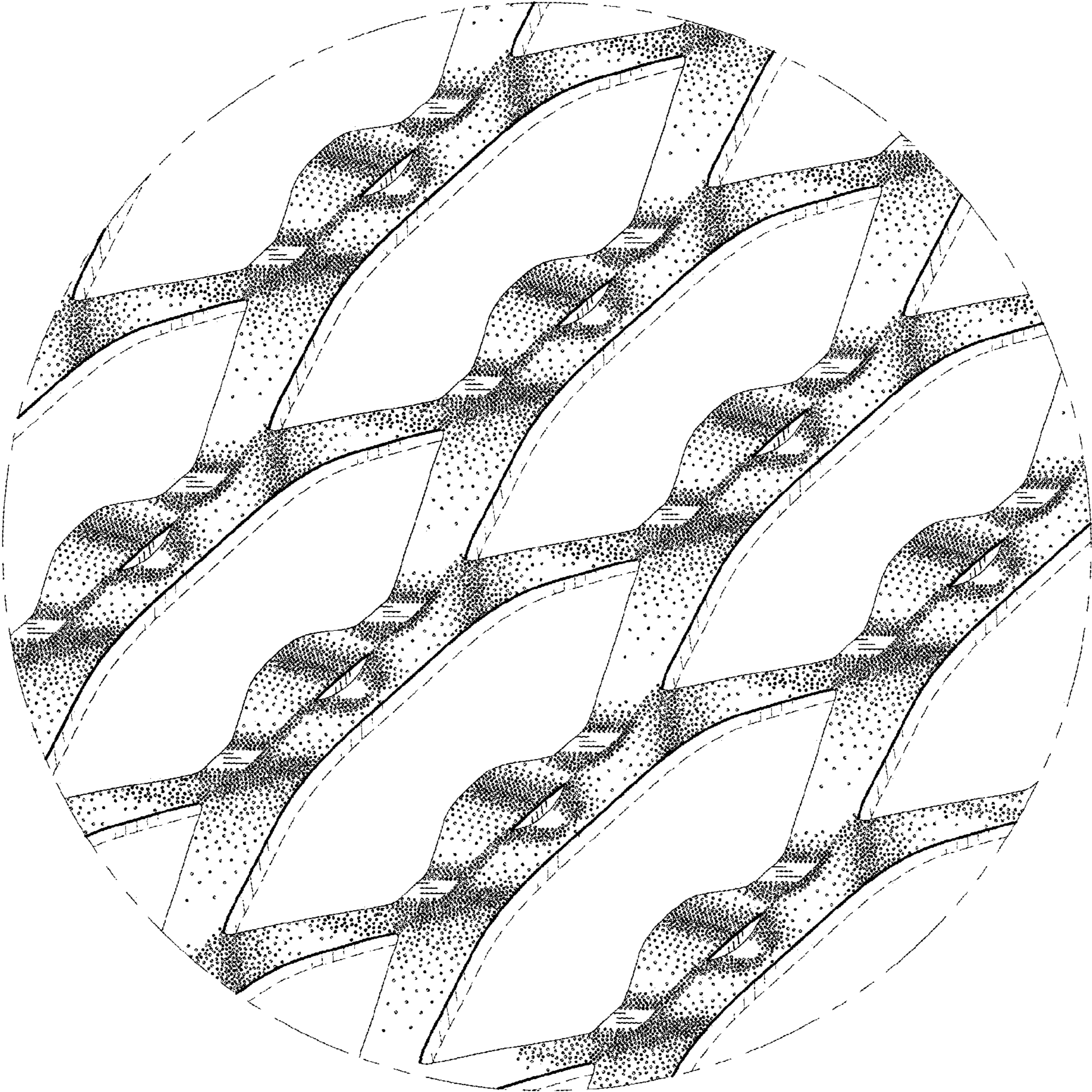


FIG. 1

FIG. 2






FIG. 3

FIG. 4

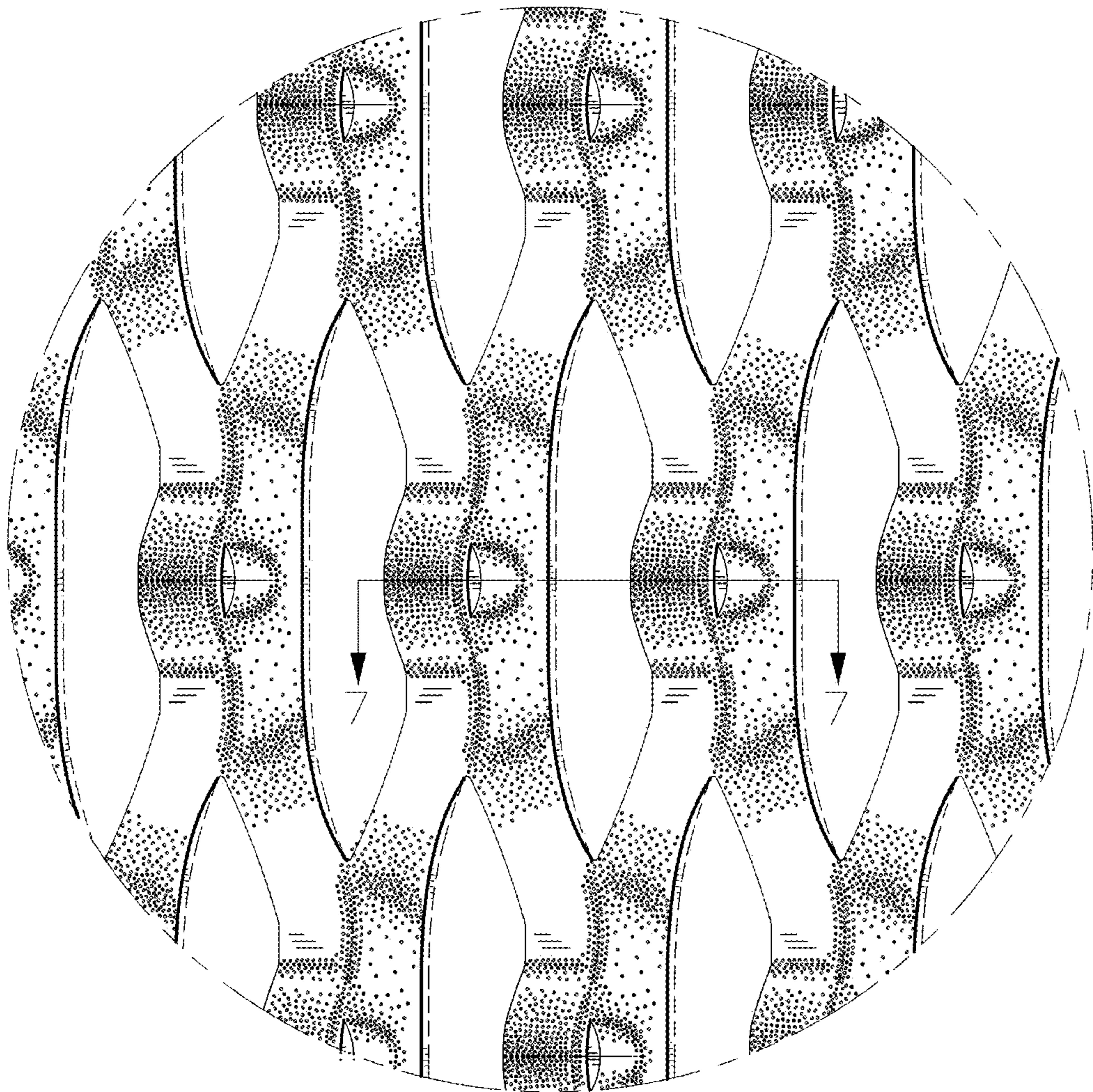


FIG. 5

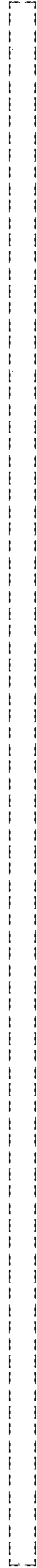


FIG. 6

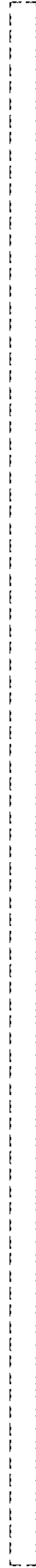


FIG. 7

