



US00D921173S

(12) **United States Design Patent**
Kobayashi

(10) **Patent No.:** **US D921,173 S**

(45) **Date of Patent:** **** Jun. 1, 2021**

(54) **OUTDOOR UNIT FOR AIR CONDITIONER**

(71) Applicant: **FUJITSU GENERAL LIMITED,**
Kawasaki (JP)

(72) Inventor: **Hiroshi Kobayashi,** Kawasaki (JP)

(73) Assignee: **FUJITSU GENERAL LIMITED,**
Kawasaki (JP)

(**) Term: **15 Years**

(21) Appl. No.: **29/695,898**

(22) Filed: **Jun. 24, 2019**

(30) **Foreign Application Priority Data**

Dec. 25, 2018 (JP) 2018-028302

(51) **LOC (13) Cl.** **23-04**

(52) **U.S. Cl.**
USPC **D23/351**

(58) **Field of Classification Search**

USPC D23/333, 351-354, 388
CPC F24F 1/00; F24F 1/0007; F24F 1/02; F24F
1/08; F24F 1/42; F24F 1/56; F24F 1/60;
F24F 3/044; F24F 3/048; F24F 3/16;
G05D 23/1905; G05D 23/1932; G05D
23/1902; G05D 23/1931; G05B 19/0426;
G05B 19/409; G05B 15/02

See application file for complete search history.

(56) **References Cited**

U.S. PATENT DOCUMENTS

D371,599 S * 7/1996 Nanjo D23/351
D403,757 S * 1/1999 Aketa D23/351

D414,253 S * 9/1999 Kobayashi D23/351
D443,349 S * 6/2001 Nonaka D23/351
D493,215 S * 7/2004 Asaoka D23/351
D495,407 S * 8/2004 Asaoka D23/351
D497,983 S * 11/2004 Nanjo D23/351
D532,503 S * 11/2006 Shimizu D23/351
D532,889 S * 11/2006 Shimizu D23/351
D584,388 S * 1/2009 Chooji D23/351
D683,834 S * 6/2013 Katou D23/351
D700,304 S * 2/2014 Ikegaya D23/351
D715,909 S * 10/2014 Shiota D23/351
D783,790 S * 4/2017 Tajima D23/354
D857,184 S * 8/2019 Surmont D23/351
D865,139 S * 10/2019 Kusuki D23/318
D901,660 S * 11/2020 Yuan D23/351

* cited by examiner

Primary Examiner — Natasha Vujcic

(74) *Attorney, Agent, or Firm* — Sughrue Mion, PLLC

(57) **CLAIM**

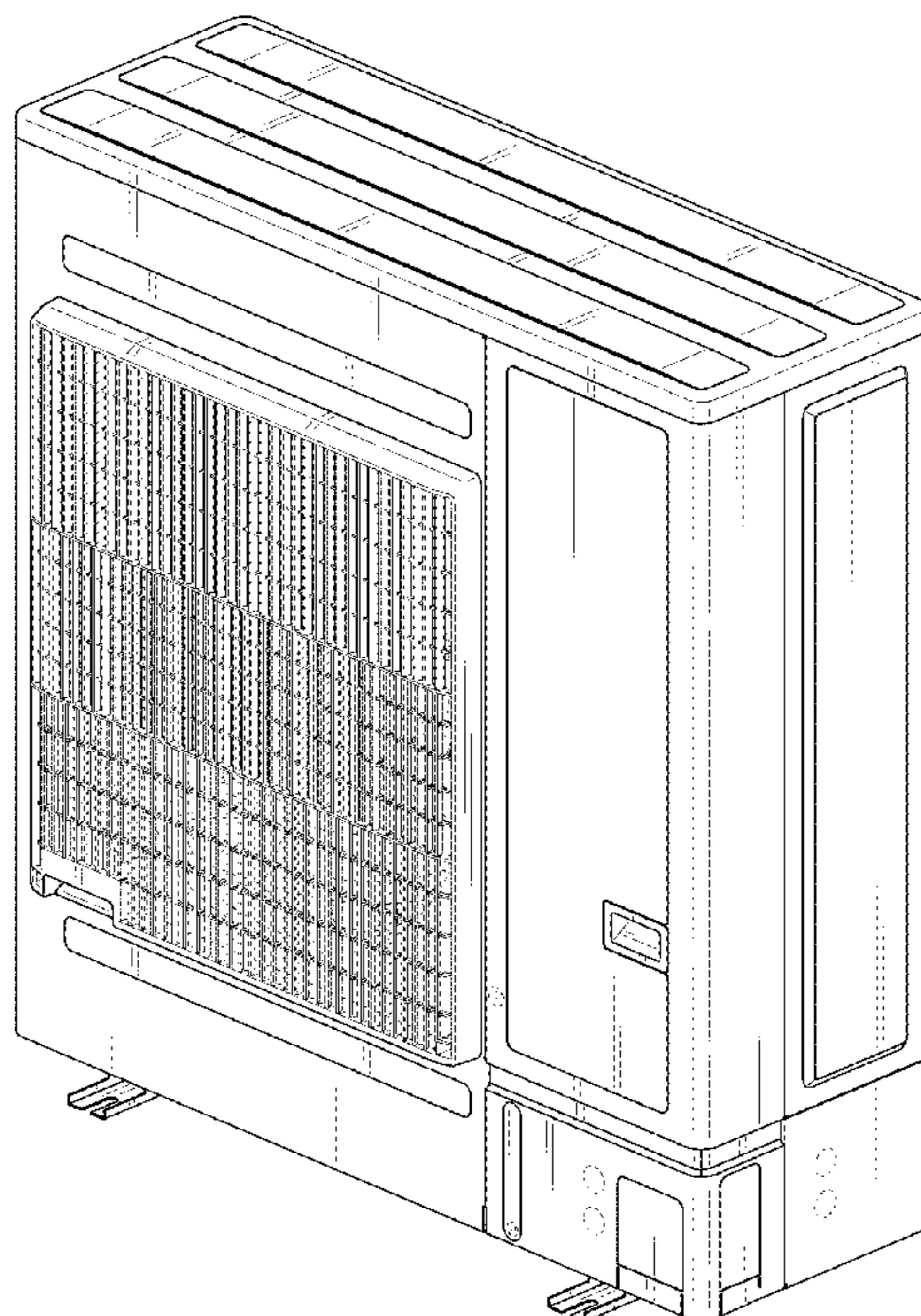
The ornamental design for an outdoor unit for air conditioner, as shown and described.

DESCRIPTION

FIG. 1 is a perspective view of an outdoor unit for air conditioner showing my new design;
FIG. 2 is a front view thereof;
FIG. 3 is a rear view thereof;
FIG. 4 is a left side view thereof;
FIG. 5 is a right side view thereof;
FIG. 6 is a top view thereof; and,
FIG. 7 is a bottom view thereof.

The broken lines in the drawings illustrate portions of the outdoor unit for air conditioner which form no part of the claimed design.

1 Claim, 5 Drawing Sheets






FIG. 1

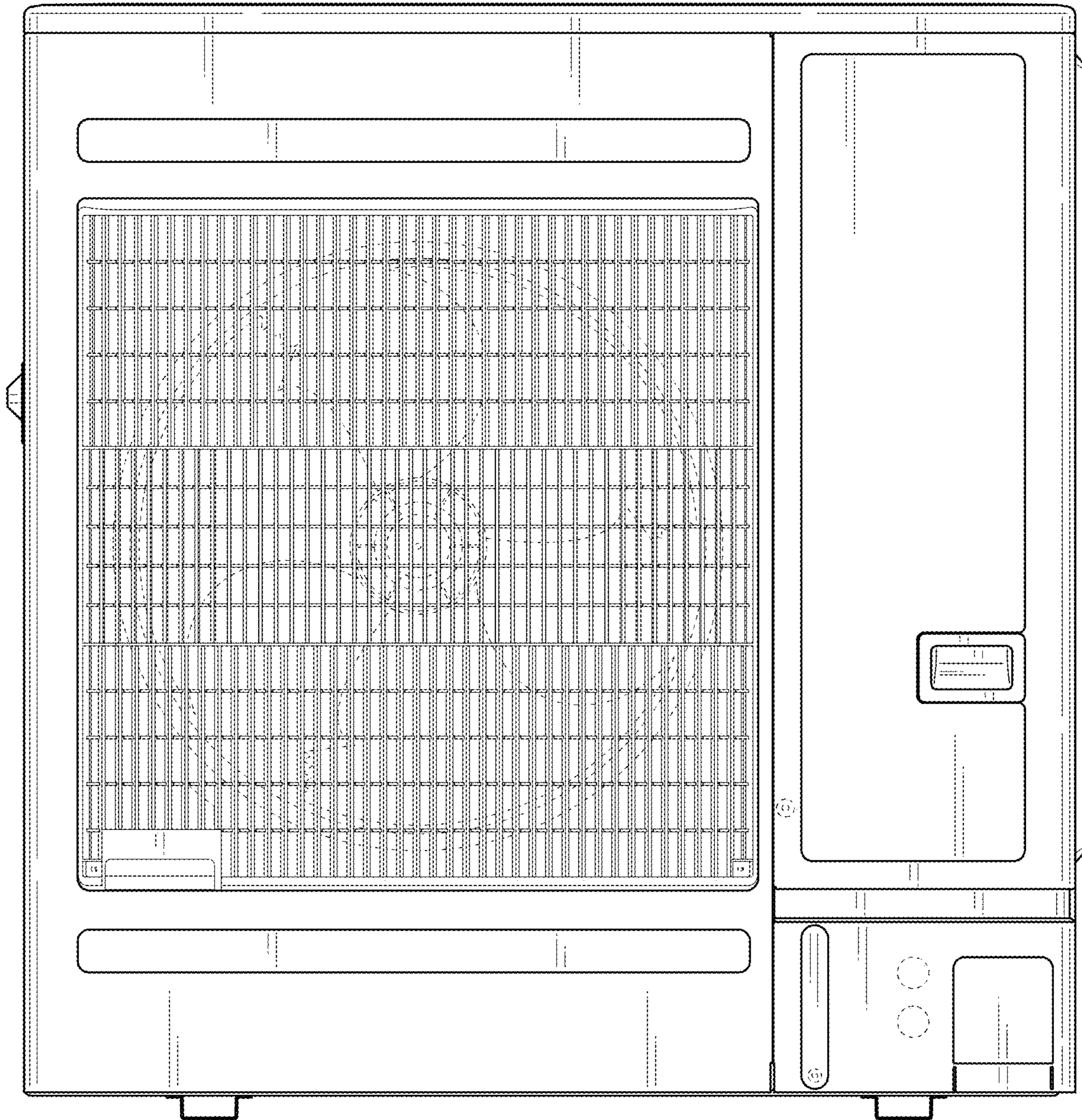


FIG. 2

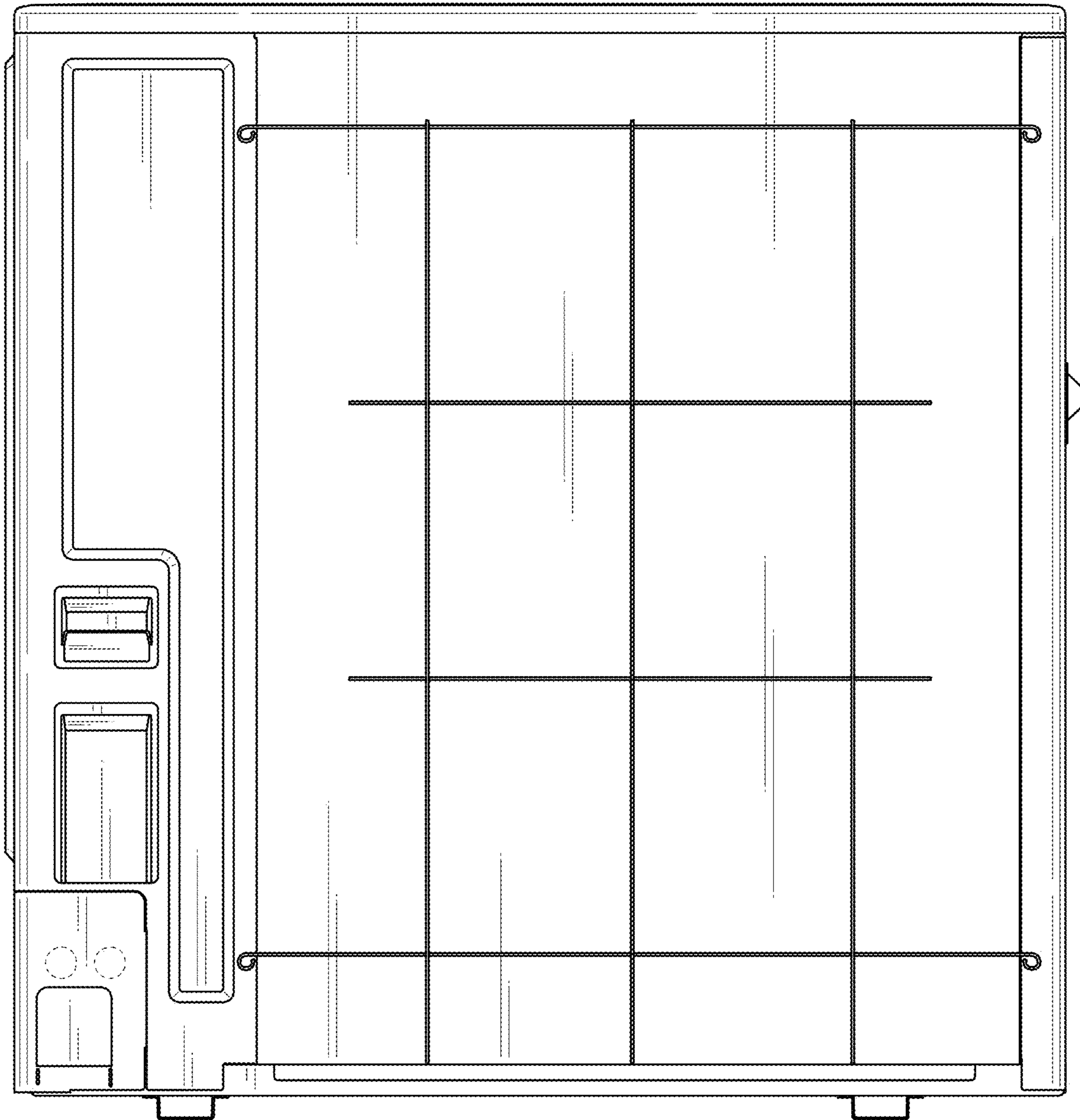


FIG. 3

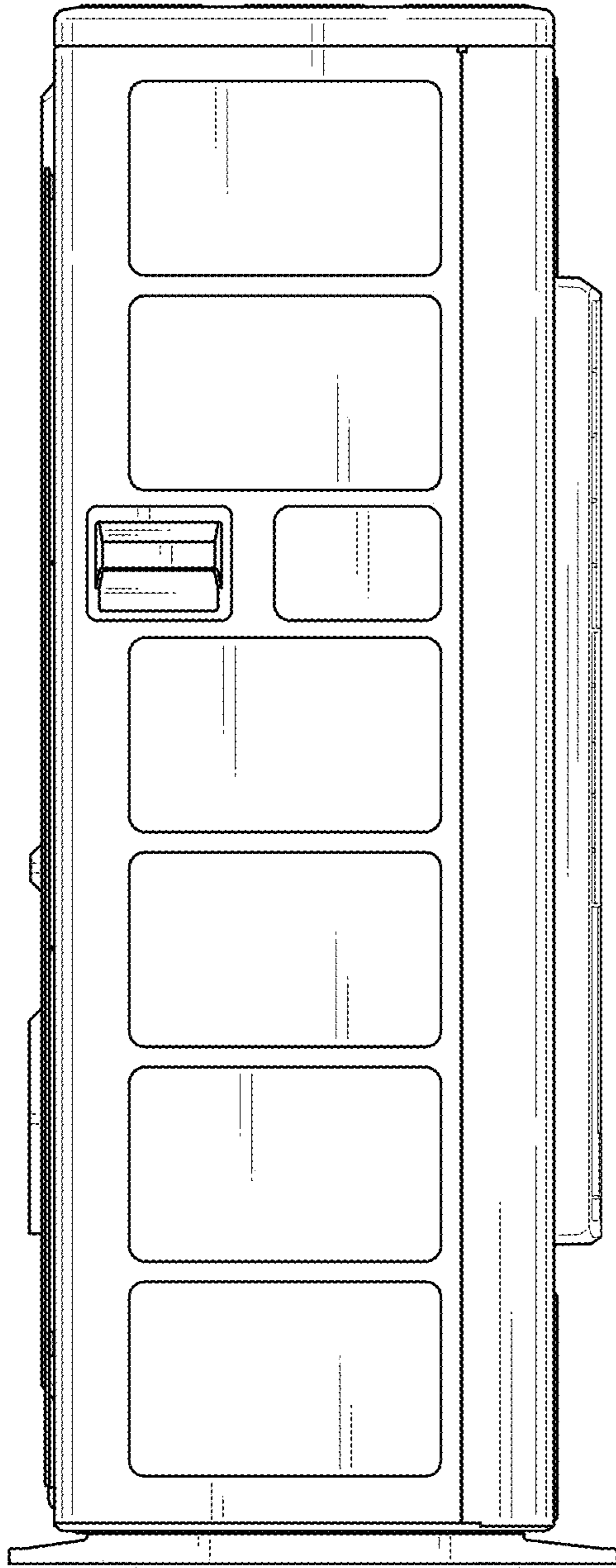


FIG. 4

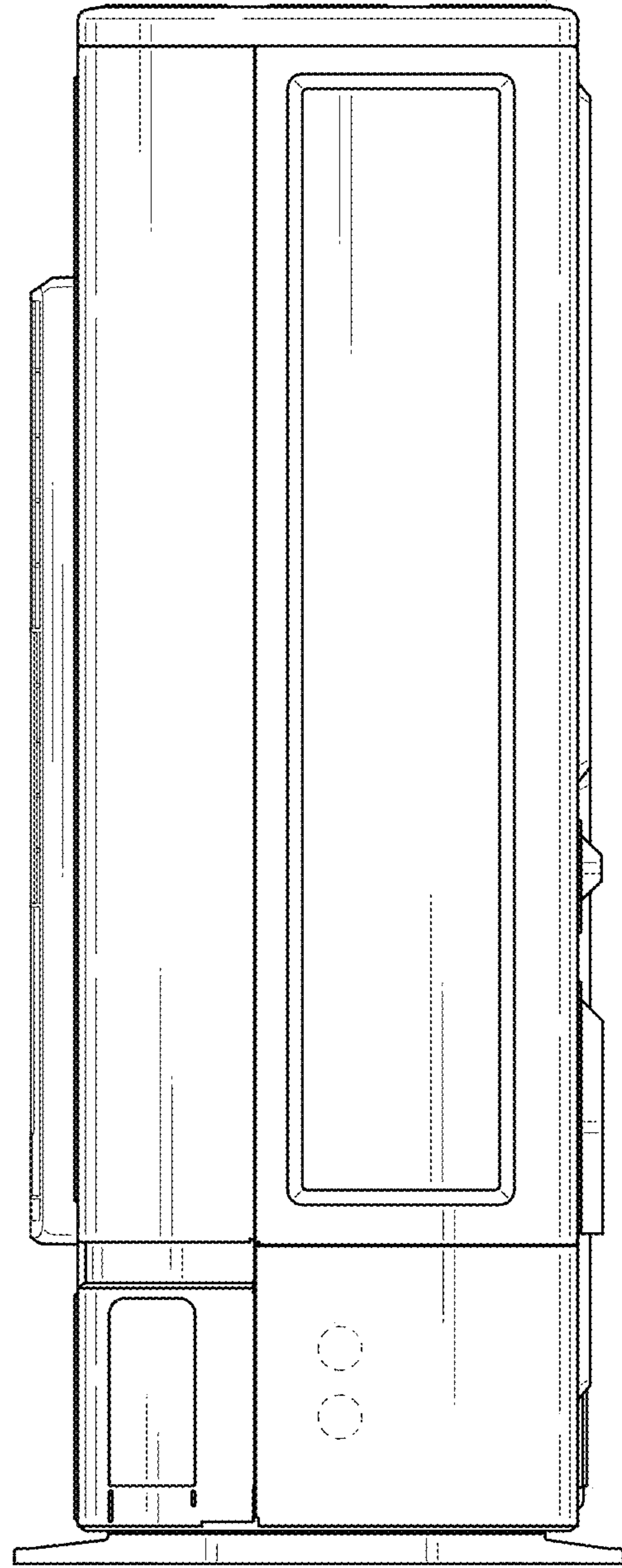


FIG. 5

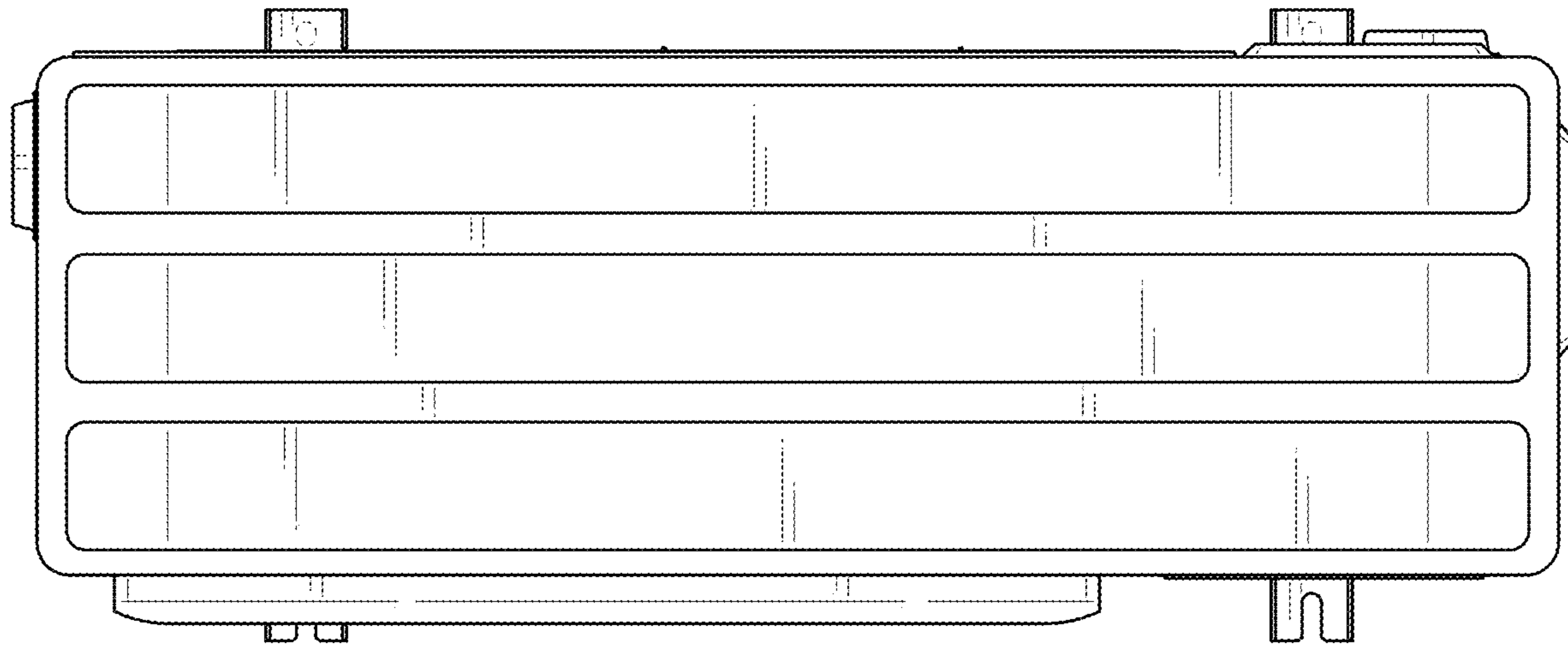


FIG. 6

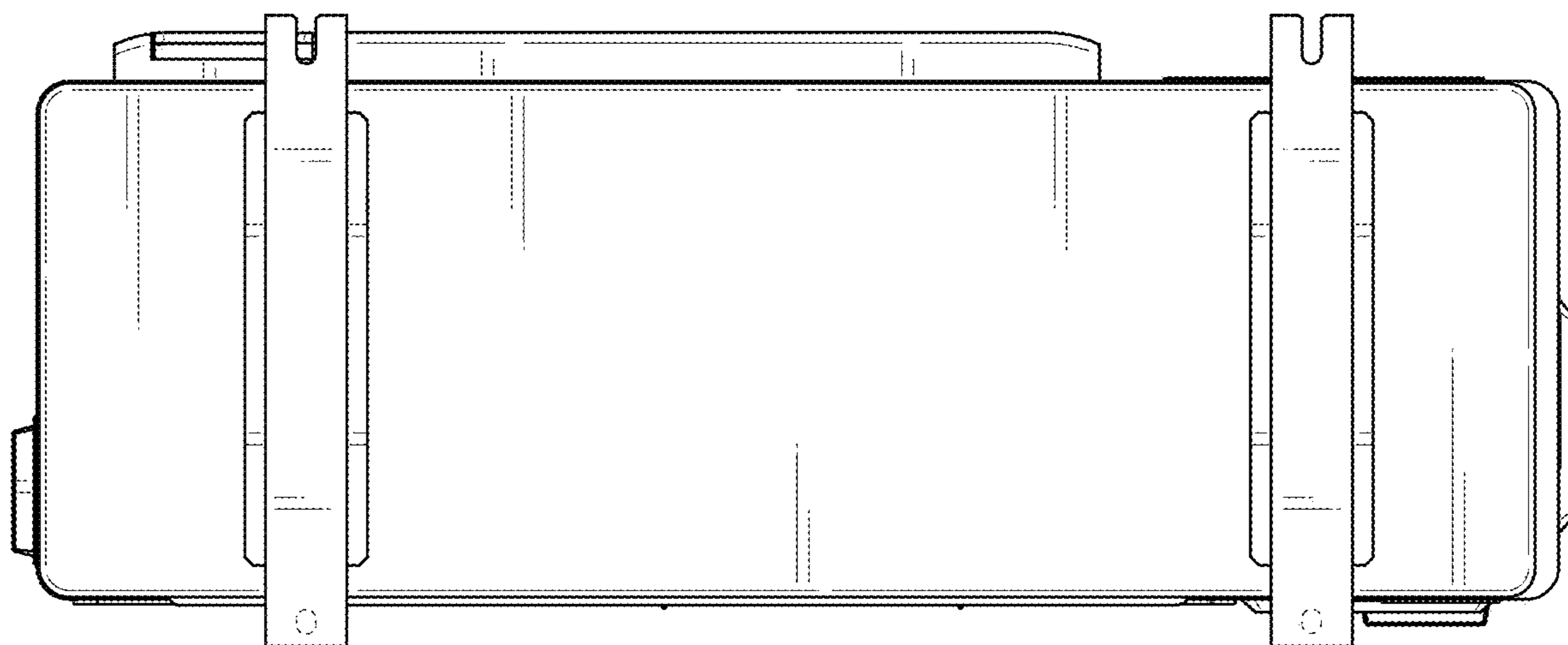


FIG. 7