



US00D921165S

(12) **United States Design Patent**  
**Chen**

(10) **Patent No.:** **US D921,165 S**

(45) **Date of Patent:** **\*\* Jun. 1, 2021**

(54) **BATHTUB STOPPER**  
(71) Applicant: **SHENZHEN YONGXING TOOL TECHNOLOGY CO., LTD**, Shenzhen (CN)  
(72) Inventor: **Chudun Chen**, Puning (CN)  
(73) Assignee: **SHENZHEN YONGXING TOOL TECHNOLOGY CO., LTD**, Shenzhen (CN)

(\*\*) Term: **15 Years**  
(21) Appl. No.: **29/760,817**  
(22) Filed: **Dec. 4, 2020**  
(51) **LOC (13) Cl.** ..... **23-01**  
(52) **U.S. Cl.**  
USPC ..... **D23/260**  
(58) **Field of Classification Search**  
USPC ..... D23/259-261; 210/163-164; 4/286-295, 4/688-689; 137/493; D7/369, 400, 667; D9/439; 220/257.1-257.2, 789-791, 220/DIG. 19  
CPC ..... A47K 1/14  
See application file for complete search history.

7,490,629 B2 \* 2/2009 Williams ..... F16L 55/1141 138/89  
D591,405 S 4/2009 Pogrebinsky  
D617,427 S \* 6/2010 McNamara ..... D23/261  
D839,728 S 2/2019 Rees et al.  
D844,117 S \* 3/2019 Kennison ..... D23/260  
D855,781 S \* 8/2019 Delancey ..... D23/259  
D858,718 S \* 9/2019 Najimi ..... D23/260  
D875,524 S \* 2/2020 Holmes ..... D9/439

**OTHER PUBLICATIONS**

LEKEYE Universal Bathtub Stopper; Date First Available Sep. 10, 2020; Visited Online Mar. 12, 2021; [https://www.amazon.com/LEKEYE-Universal-Bathtub-Bathroom-Patented/dp/B08J3Y8RPF/ref=sr\\_1\\_5?dchild=1&gclid=EAIALQobChMlrB3ZpZur7wIVceW1Ch2jOgqGEAAYAiAAEgla7vD\\_BwE&hvadid=410027419375&hvdev=\(Year:2020\)c&hvlocphy=9008140&hvnetw=g&hvqmt=e&hvrnd=7921226409417639023&hvtargid=kwd-1793293541&hydacr=8431\\_11337143&keywords=bathtub+stopper&qid=1615567872&sr=8-5.\\*](https://www.amazon.com/LEKEYE-Universal-Bathtub-Bathroom-Patented/dp/B08J3Y8RPF/ref=sr_1_5?dchild=1&gclid=EAIALQobChMlrB3ZpZur7wIVceW1Ch2jOgqGEAAYAiAAEgla7vD_BwE&hvadid=410027419375&hvdev=(Year:2020)c&hvlocphy=9008140&hvnetw=g&hvqmt=e&hvrnd=7921226409417639023&hvtargid=kwd-1793293541&hydacr=8431_11337143&keywords=bathtub+stopper&qid=1615567872&sr=8-5.*)

\* cited by examiner

*Primary Examiner* — Amy C Wierenga

(57) **CLAIM**

The ornamental design for a bathtub stopper, as shown and described.

**DESCRIPTION**

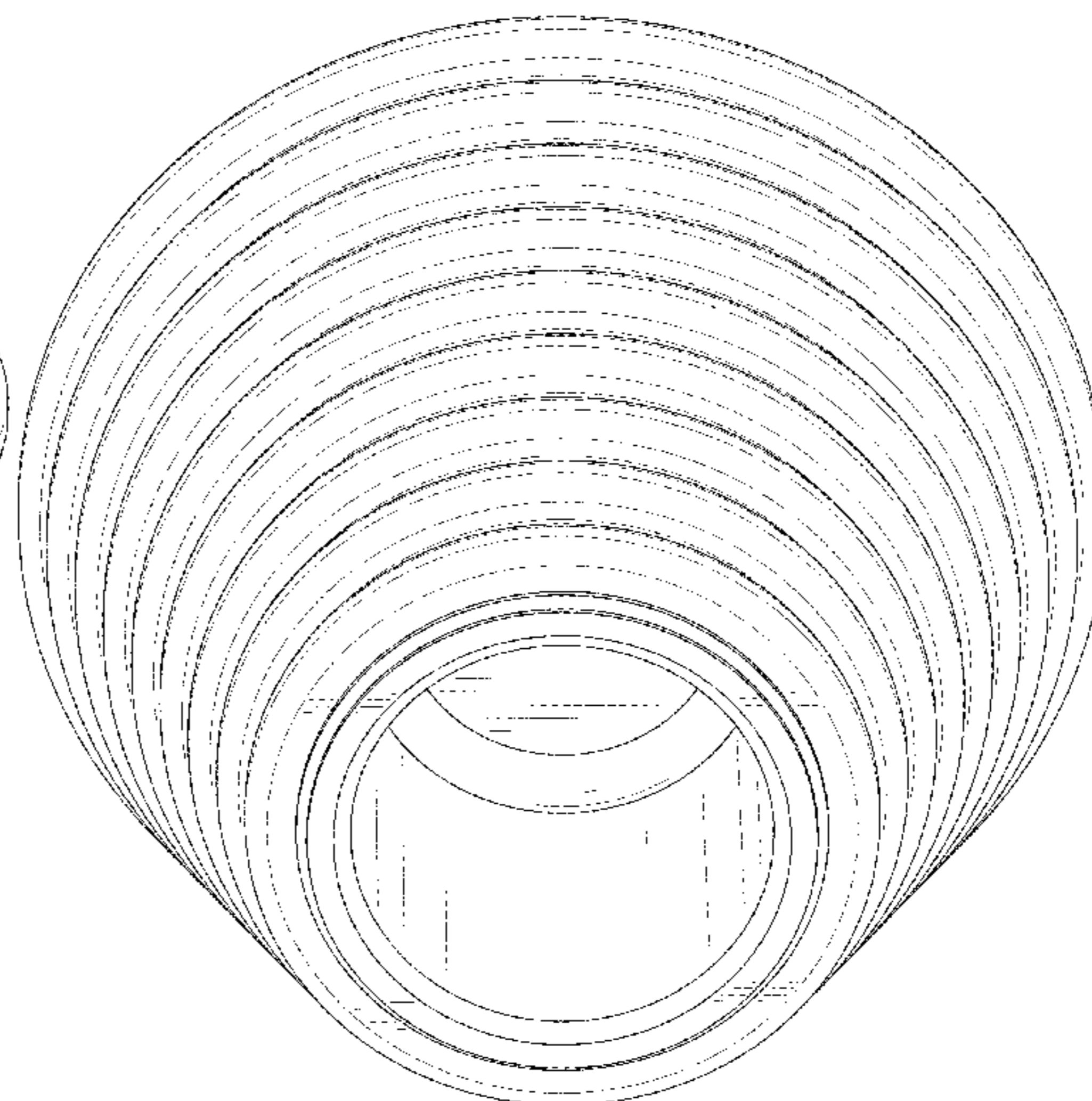
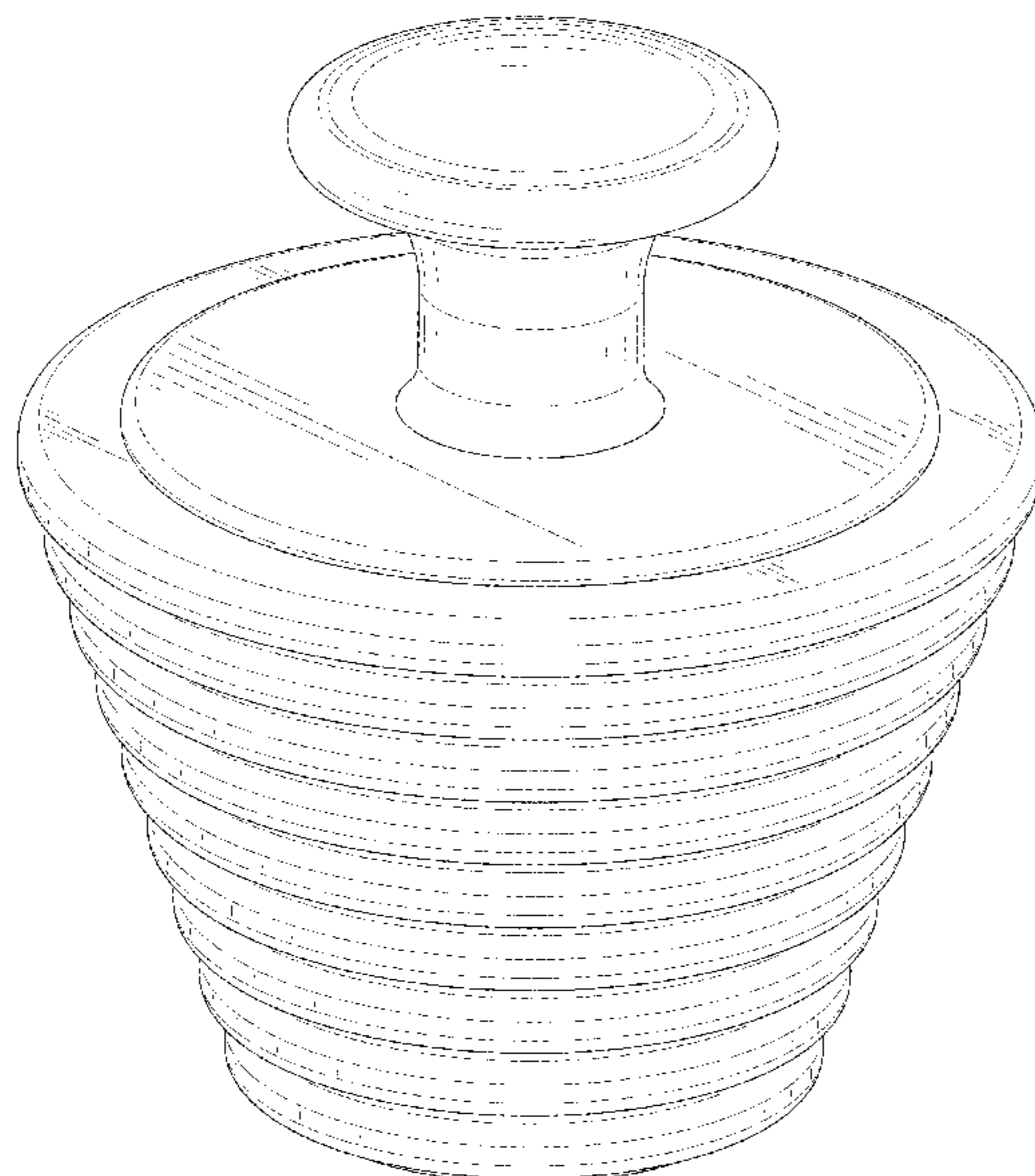
FIG. 1 is a perspective view of a bathtub stopper showing my new design;  
FIG. 2 is another perspective view thereof;  
FIG. 3 is a front elevational view thereof;  
FIG. 4 is a rear elevational view thereof;  
FIG. 5 is a left side elevational view thereof;  
FIG. 6 is a right side elevational view thereof;  
FIG. 7 is a top plan view thereof; and,  
FIG. 8 is a bottom plan view thereof.

**1 Claim, 8 Drawing Sheets**

(56) **References Cited**

**U.S. PATENT DOCUMENTS**

D105,378 S \* 7/1937 Guerlain ..... D9/502  
2,196,785 A \* 4/1940 Takiguchi ..... B65D 39/007 215/355  
D121,217 S \* 6/1940 Jung ..... D9/453  
3,821,969 A \* 7/1974 Sinko ..... F16L 55/1141 138/89  
4,745,641 A \* 5/1988 Tash ..... E03C 1/308 4/255.11  
D362,048 S \* 9/1995 Lang ..... D23/262  
6,250,337 B1 \* 6/2001 Bevacco ..... F16L 55/1108 138/89



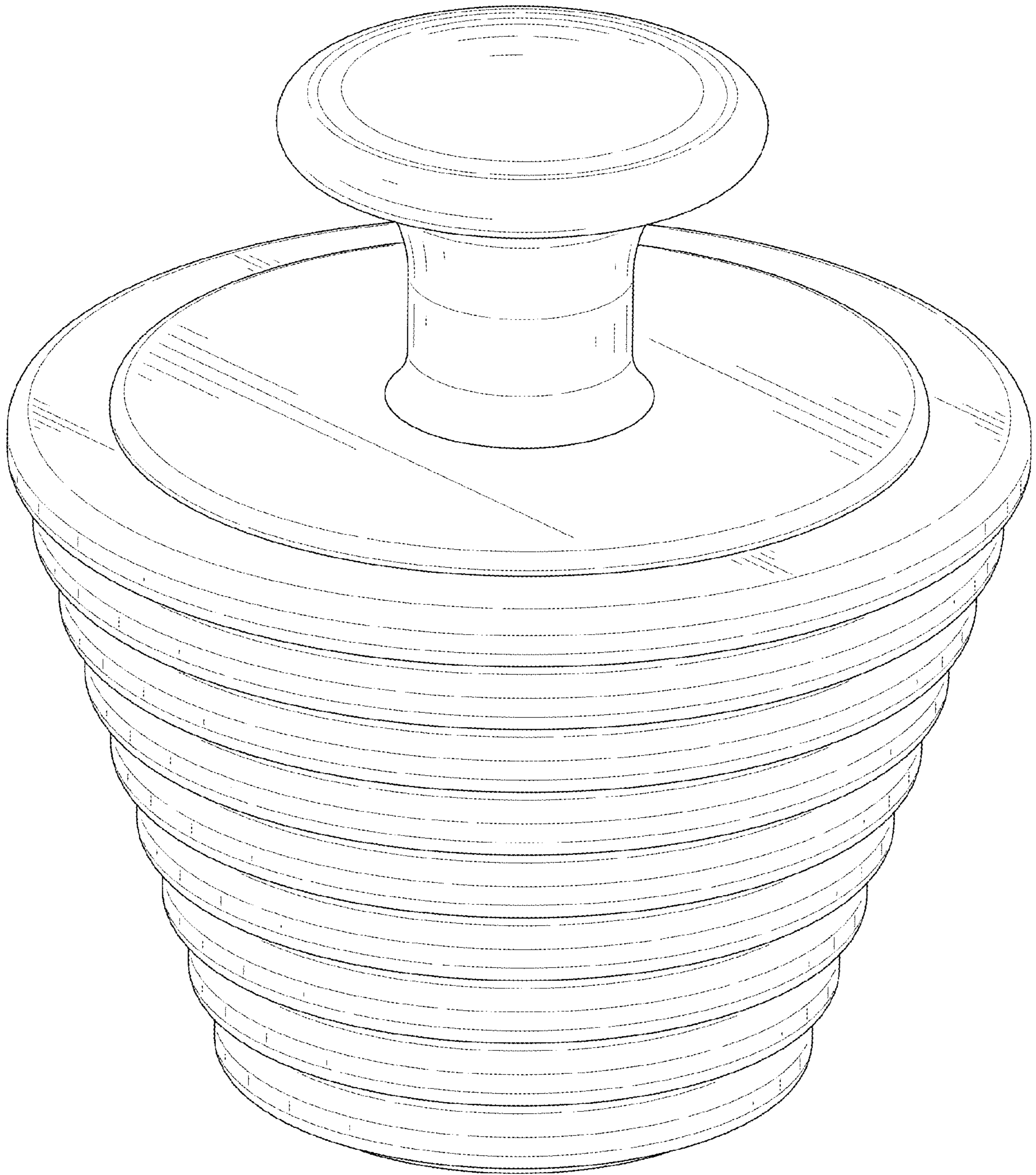


FIG. 1

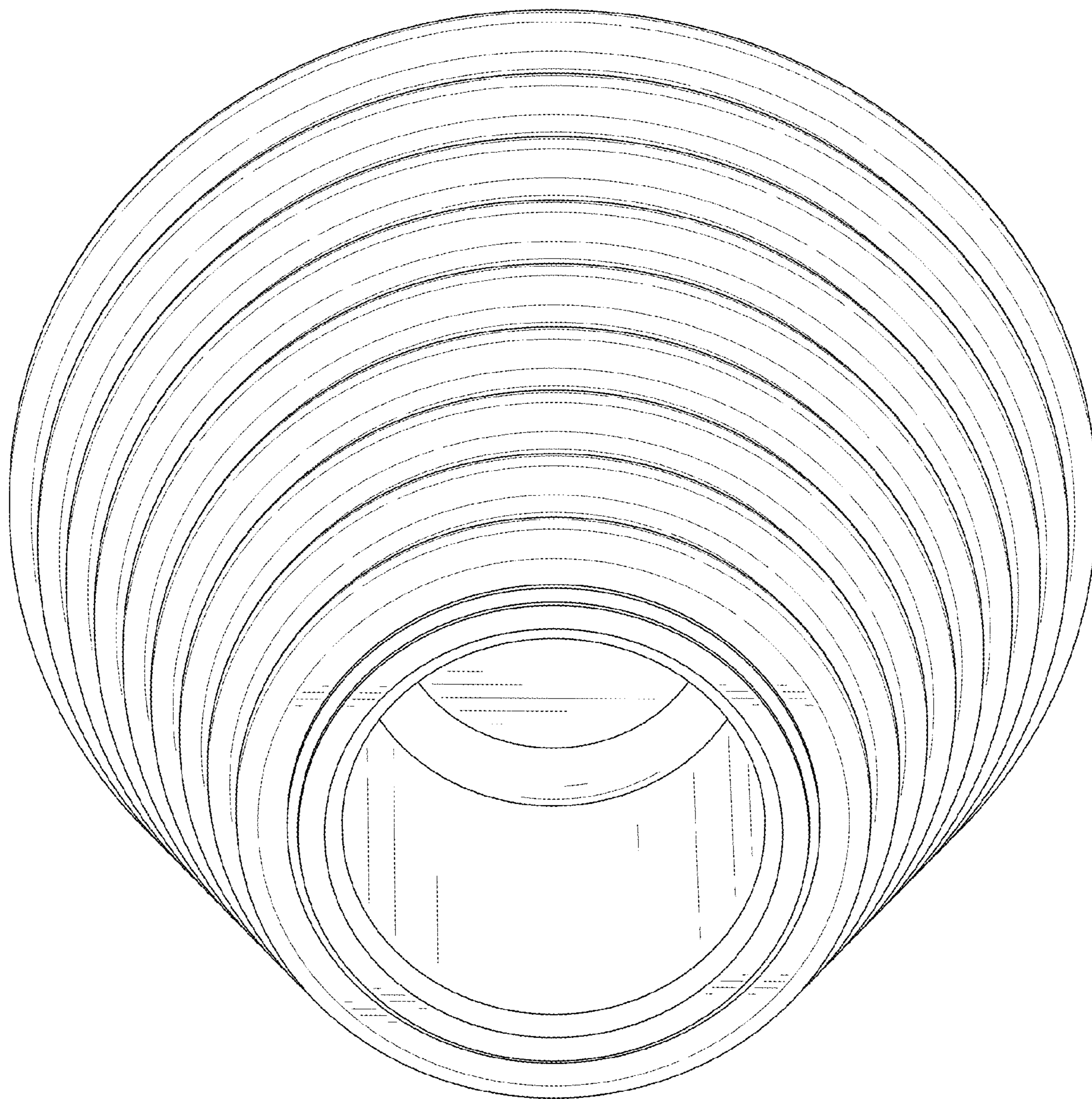


FIG. 2

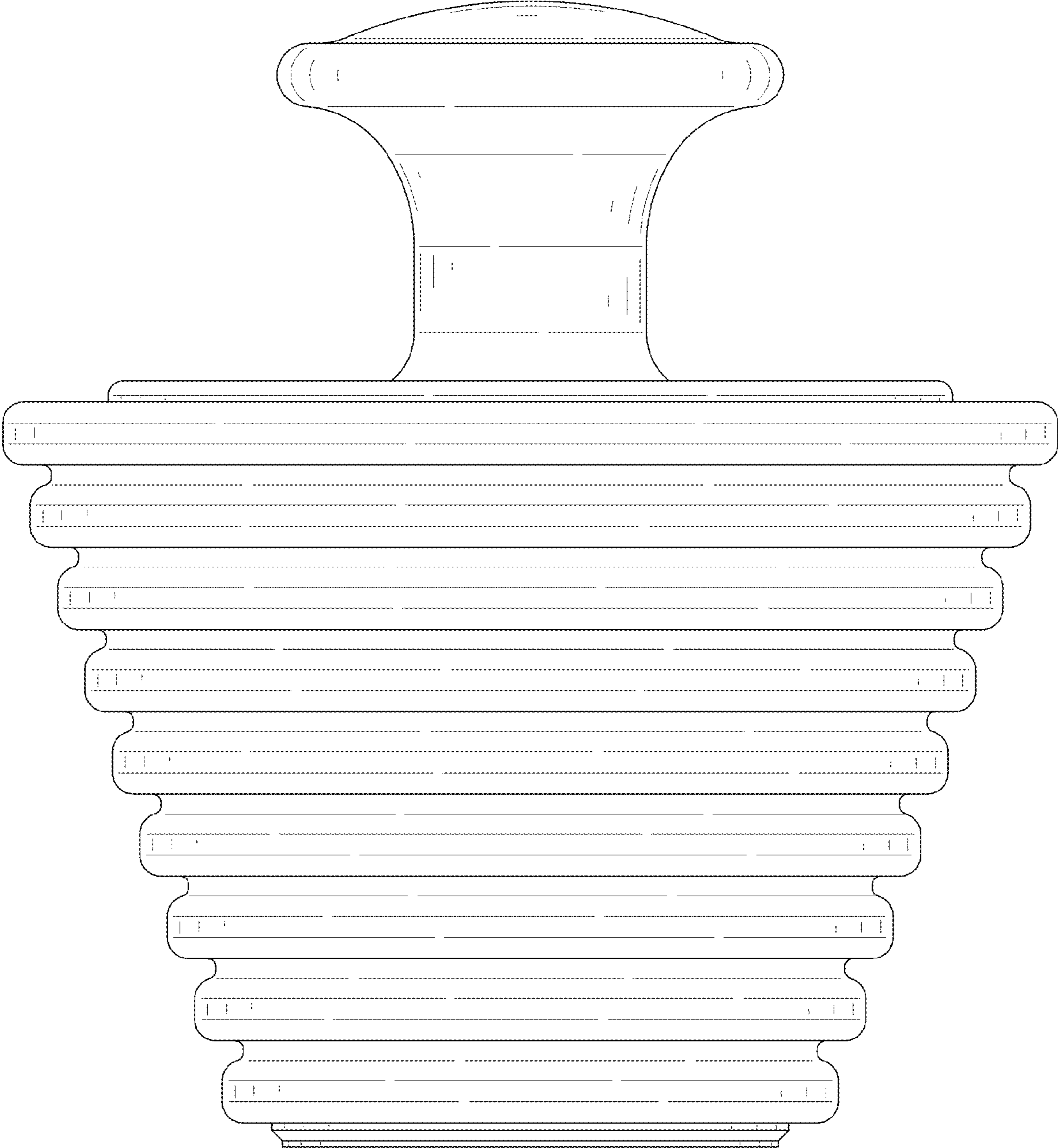


FIG. 3

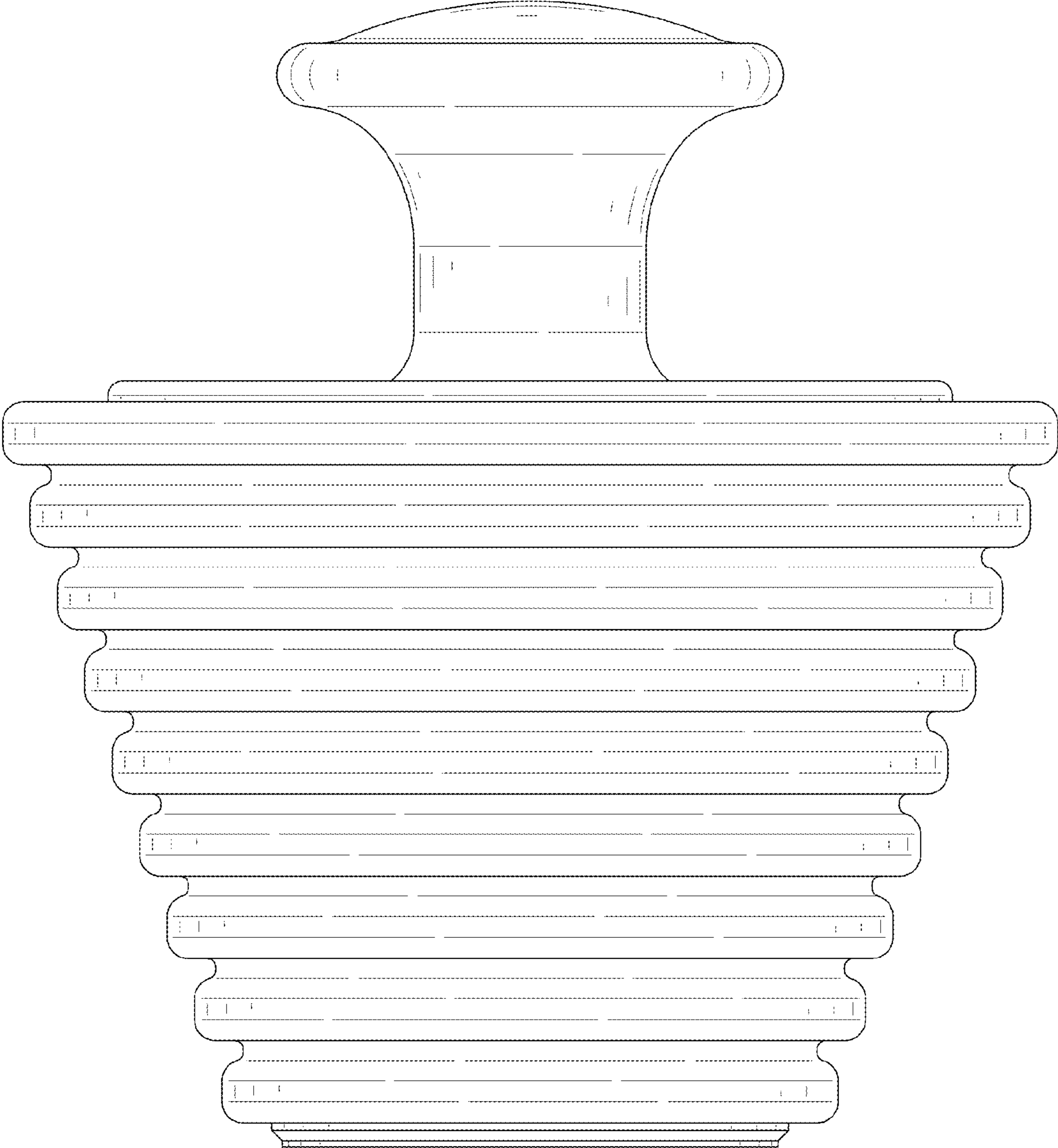


FIG. 4

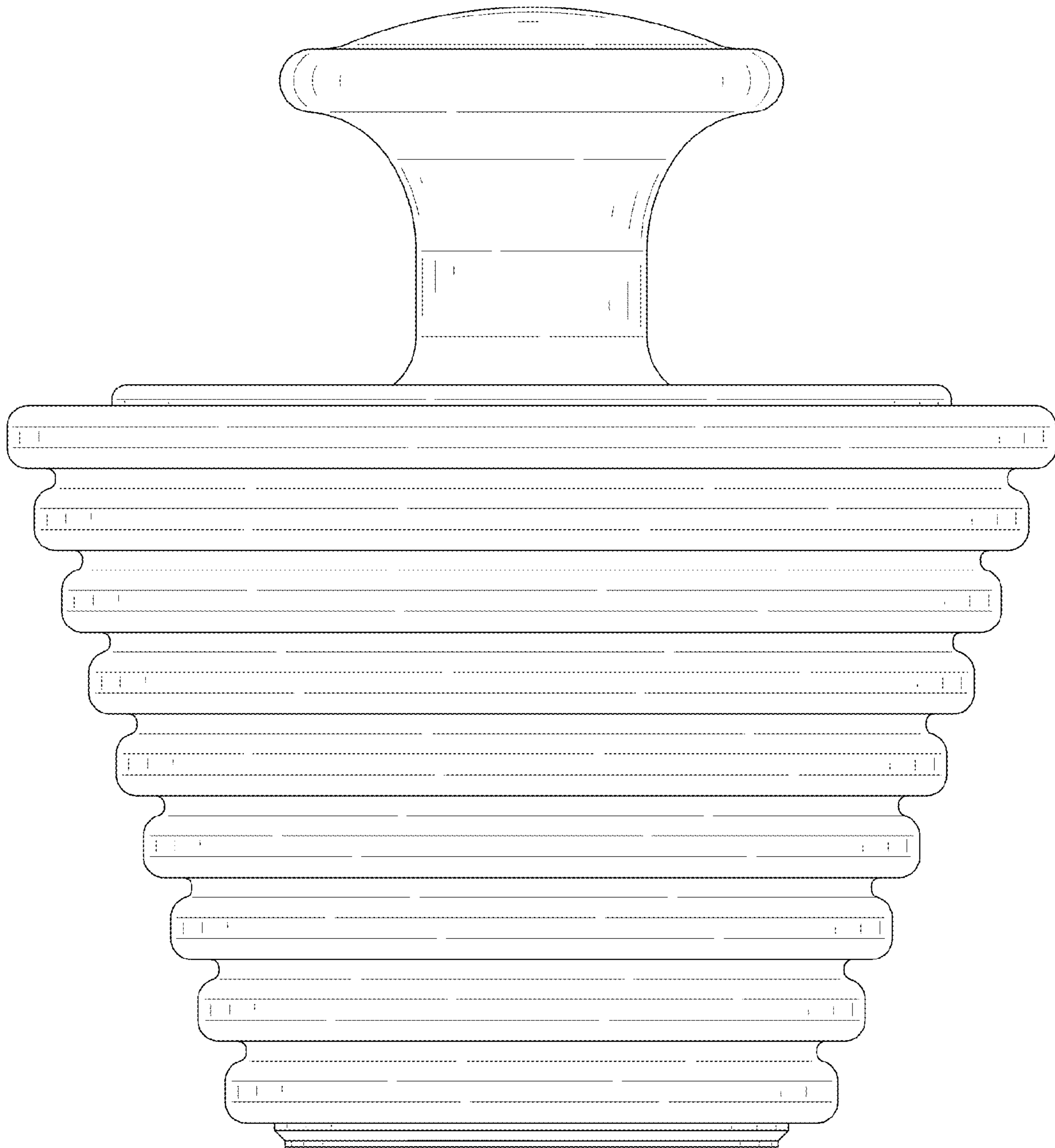


FIG. 5

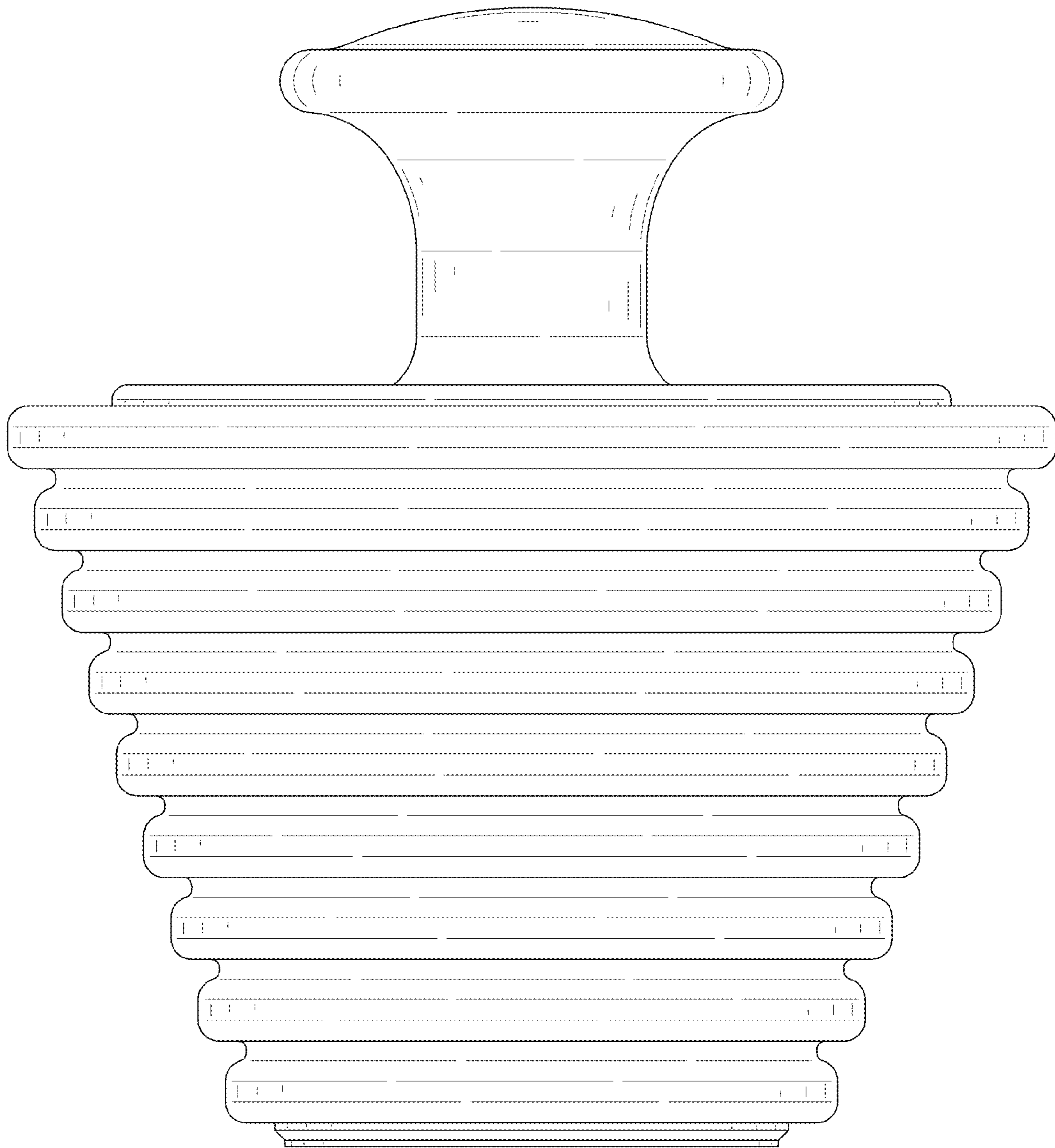


FIG. 6




FIG. 7



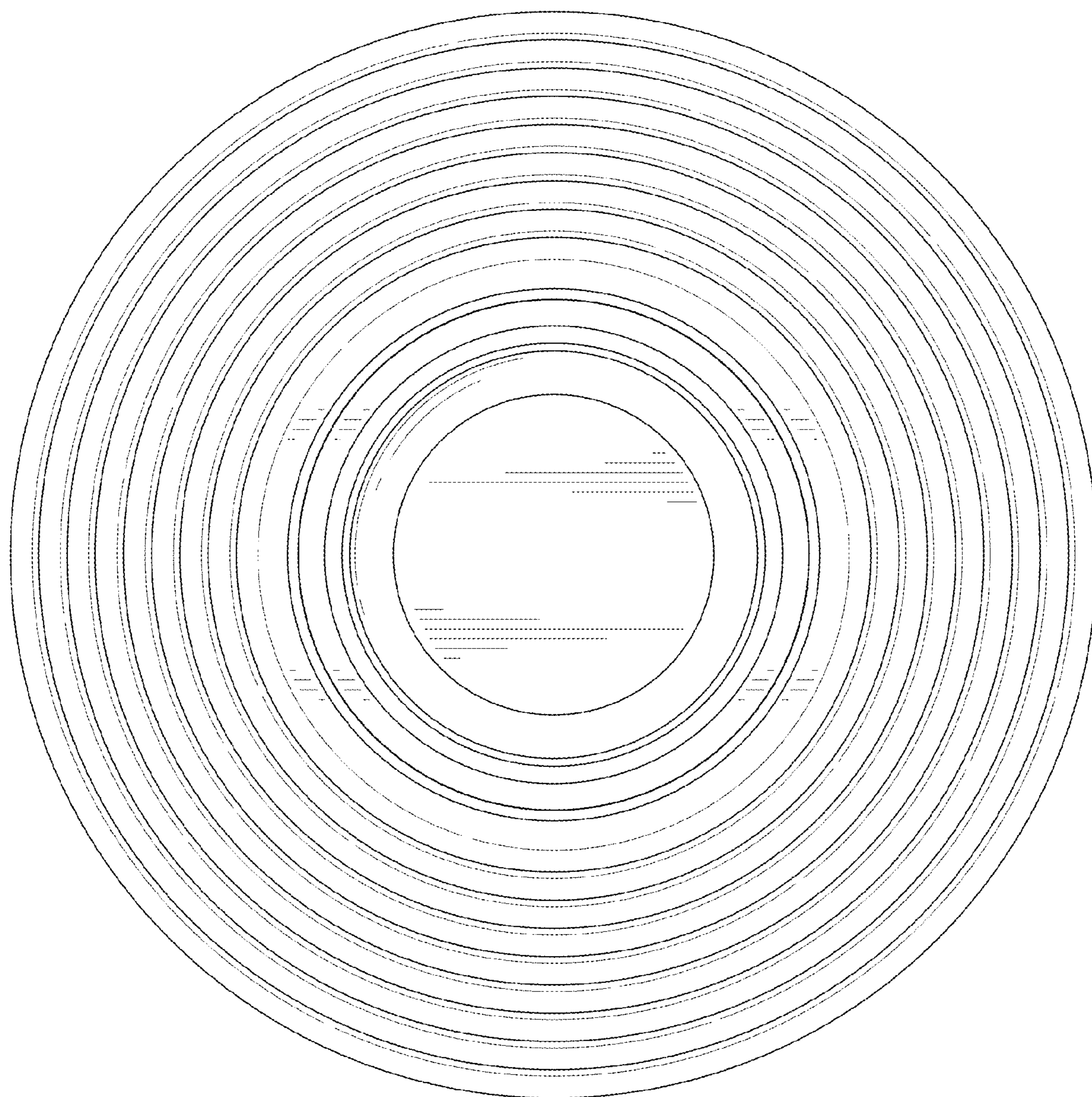


FIG. 8