



US00D921126S

(12) **United States Design Patent** (10) **Patent No.:** **US D921,126 S**
Park (45) **Date of Patent:** **** Jun. 1, 2021**

(54) **BUILDING BLOCK TOY**

(56) **References Cited**

(71) Applicant: **CLICFORMERS NV**, Wuustwezel (BE)

U.S. PATENT DOCUMENTS

(72) Inventor: **Kee Young Park**, Seoul (KR)

2,909,867 A	10/1959	Hobson	
D285,585 S	9/1986	Murdough et al.	
D285,586 S	9/1986	Murdough et al.	
D339,265 S	9/1993	Claesson	
D353,866 S	12/1994	Houry et al.	
D380,789 S	7/1997	Gabriel	
5,769,681 A *	6/1998	Greenwood, Sr. ...	A63H 33/062 446/120
D456,462 S	4/2002	Sorensen	
D465,247 S *	11/2002	Sorensen	D21/499
D465,816 S *	11/2002	Sorensen	D21/500
D467,288 S *	12/2002	Sorensen	D21/500
D470,196 S *	2/2003	Sorensen	D21/499

(73) Assignee: **CLICFORMERS NV**, Wuustwezel (BE)

(**) Term: **15 Years**

(21) Appl. No.: **29/676,317**

(22) Filed: **Jan. 10, 2019**

(Continued)

Related U.S. Application Data

(63) Continuation of application No. 35/503,950, filed on May 15, 2017 (U.S. filing date under 35 U.S.C. 384), and having an international filing date of May 15, 2017, now abandoned.

OTHER PUBLICATIONS

Restriction/Election Requirement dated Sep. 4, 2018, pertaining to U.S. Design Application No. 35/503,950 filed May 15, 2017 (CNV 0002 DA).

(Continued)

(30) **Foreign Application Priority Data**

Nov. 16, 2016 (BX) 86773-01
Nov. 16, 2016 (BX) 86773-02

Primary Examiner — George D. Kirschbaum

Assistant Examiner — Joseph J Kukella

(74) *Attorney, Agent, or Firm* — Dinsmore & Shohl, LLP

(51) **LOC (13) Cl.** **21-01**

(52) **U.S. Cl.**
USPC **D21/484**

(57) **CLAIM**

The ornamental design for a building block toy, as shown and described.

(58) **Field of Classification Search**

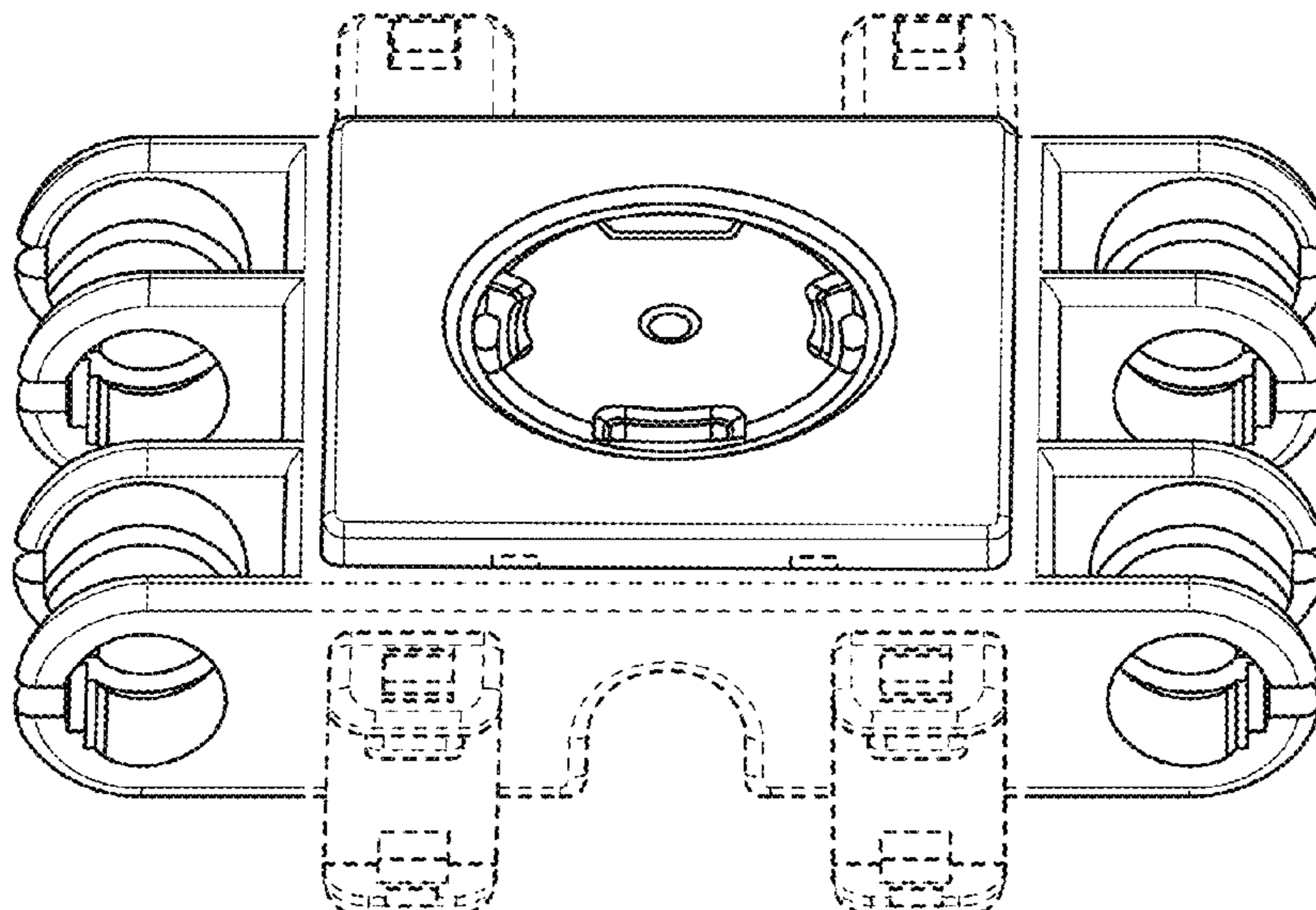
USPC D21/483, 484, 485, 489, 490, 491, 493, D21/494, 500, 501, 502, 576, 577, 578, D21/585, 587, 595, 658, 659, 660, 661
CPC A63H 33/04; A63H 33/044; A63H 33/046; A63H 33/048; A63H 33/062; A63H 33/067; A63H 33/08; A63H 33/10; A63H 33/101; A63H 33/103; A63H 33/105–108

DESCRIPTION

FIG. 1 is a top perspective view;
FIG. 2 is a bottom perspective view;
FIG. 3 is a top and side perspective view;
FIG. 4 is a bottom and side perspective view;
FIG. 5 is a top view; and,
FIG. 6 is a bottom view.
The broken lines shown in the figures form no part of the claimed design.

See application file for complete search history.

1 Claim, 6 Drawing Sheets



(56)

References Cited

U.S. PATENT DOCUMENTS

7,267,598 B2 * 9/2007 Glickman A63H 33/101
446/124
D557,352 S 12/2007 Parein
D577,776 S 9/2008 Tremblay et al.
D588,208 S 3/2009 Sinisi et al.
D597,149 S 7/2009 Sinisi et al.
D641,803 S 7/2011 Kichijo et al.
D645,912 S 9/2011 Hardstaff
D657,826 S 4/2012 Mimlitch, III et al.
D657,827 S 4/2012 Mimlitch, III et al.
D740,893 S 10/2015 Simonds et al.
D790,638 S 6/2017 Kuo
D817,411 S 5/2018 Simonds
D834,104 S * 11/2018 Bilodeau D21/484
D845,399 S * 4/2019 Kahl A63H 33/101
D21/495
D857,115 S * 8/2019 Bilodeau A63H 33/062
D21/500
D861,800 S * 10/2019 Park D21/484
2016/0332088 A1 11/2016 Rakhsha
2017/0340981 A1 11/2017 Iliovits
2018/0099232 A1 4/2018 Choi

OTHER PUBLICATIONS

Notice of Allowance dated Nov. 30, 2018, pertaining to Design U.S.
Appl. 35/503,950 filed May 15, 2017 (CNV 0002 DA).

* cited by examiner

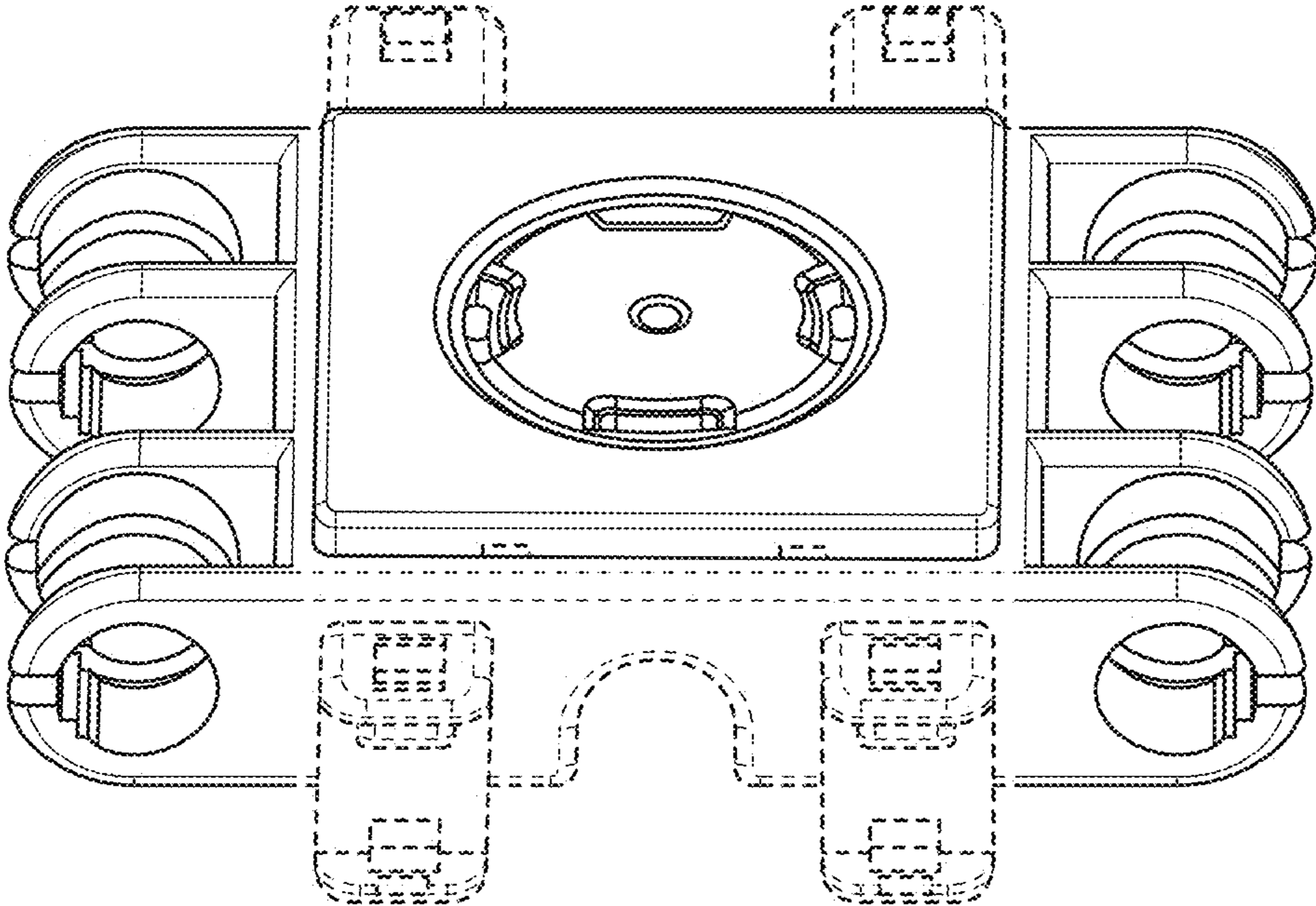


FIG. 1

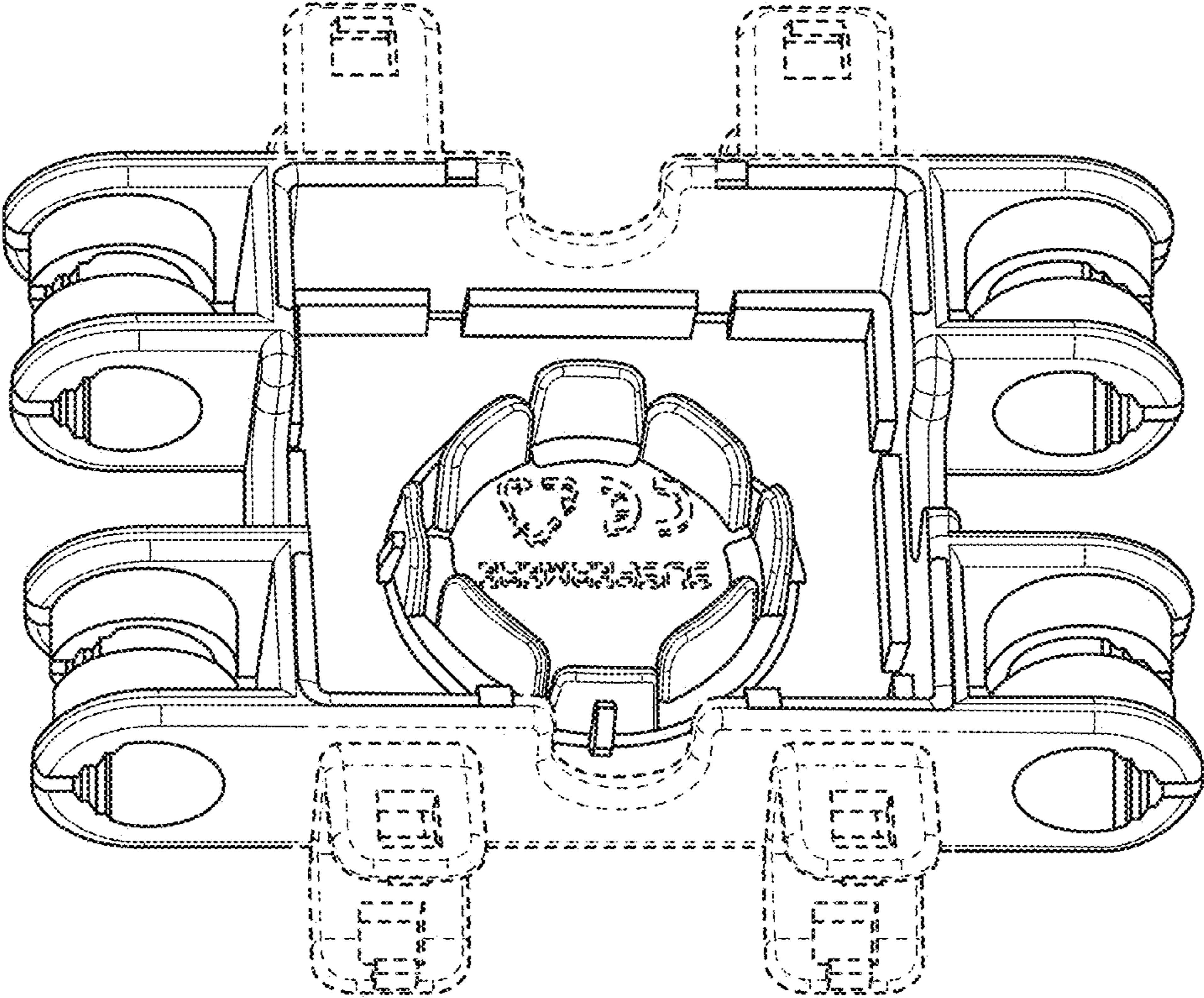


FIG. 2

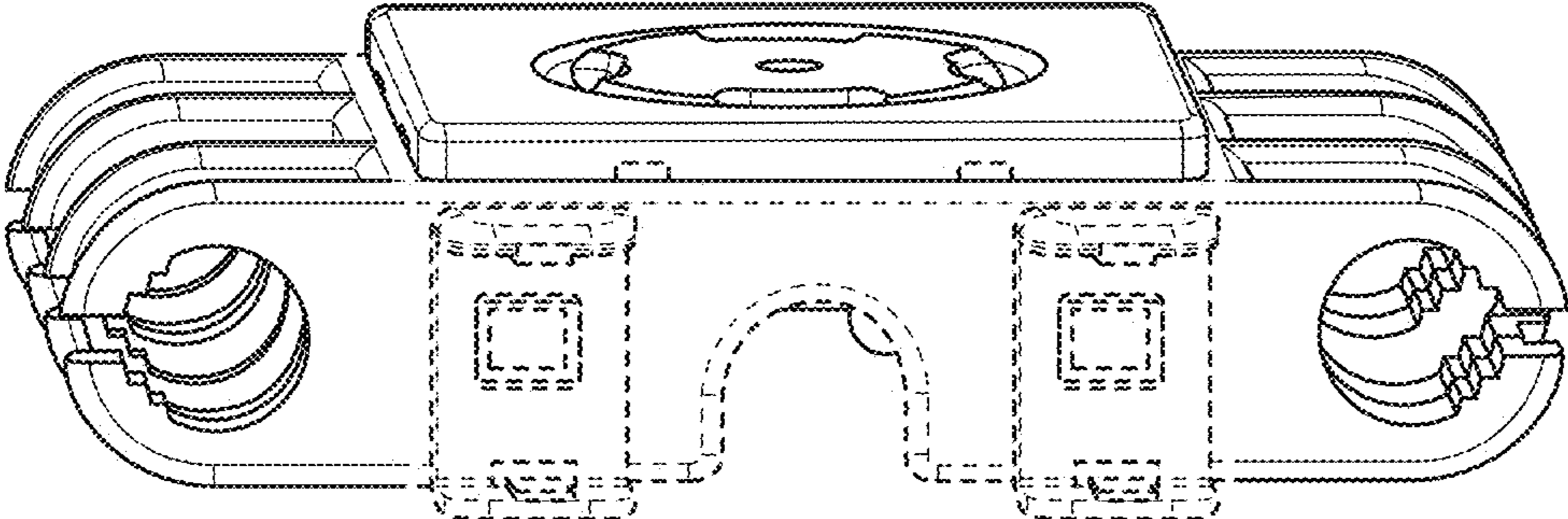


FIG. 3

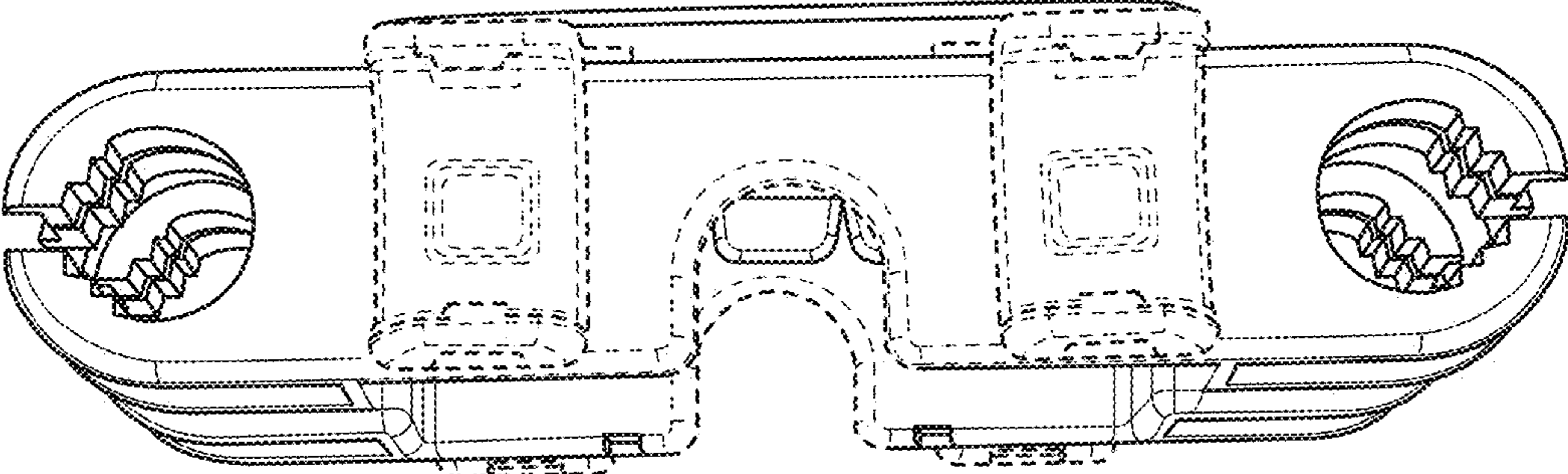


FIG. 4

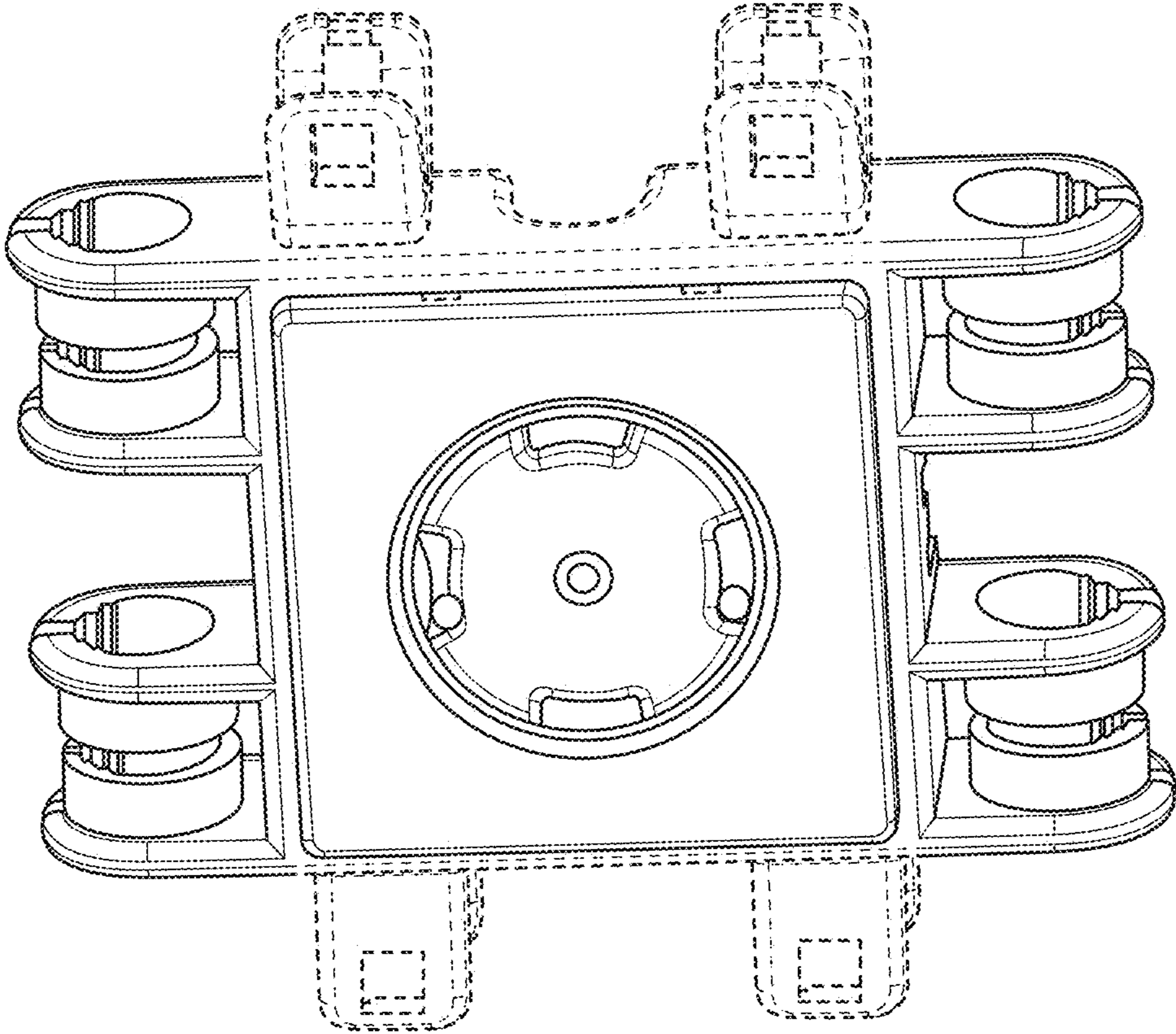


FIG. 5

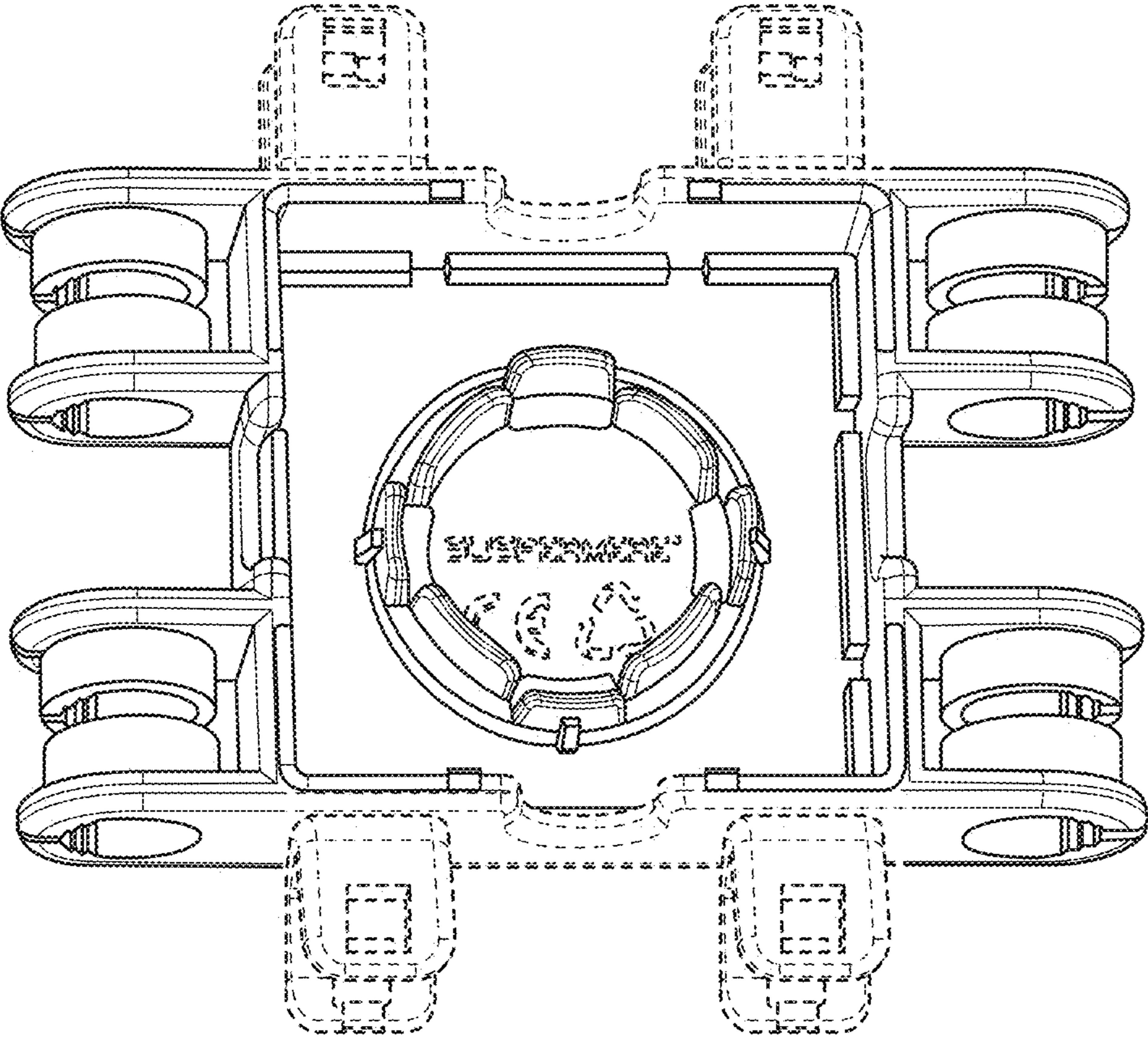


FIG. 6