



US00D921112S

(12) **United States Design Patent** (10) **Patent No.:** **US D921,112 S**  
**Asano** (45) **Date of Patent:** **\*\* Jun. 1, 2021**

(54) **LUGGAGE TAG**  
(71) Applicant: **DELTA KOGYO CO., LTD.**,  
Hiroshima (JP)  
(72) Inventor: **Akihito Asano**, Hiroshima (JP)  
(73) Assignee: **DELTA KOGYO CO., LTD.**,  
Hiroshima (JP)  
(\*\*) Term: **15 Years**

D42,782 S \* 7/1912 Steffens, Jr. .... D20/23  
D42,788 S \* 7/1912 Steffens, Jr. .... D20/23  
D43,282 S \* 11/1912 Jones ..... D20/23  
D43,283 S \* 11/1912 Jones ..... D20/23  
D61,332 S \* 8/1922 Shoemaker ..... D19/5  
D685,853 S \* 7/2013 Wajs, Jr. .... D20/23  
D722,115 S \* 2/2015 Wajs, Jr. .... D20/23  
D775,690 S \* 1/2017 Scarborough ..... D20/23  
D775,691 S \* 1/2017 Scarborough ..... D20/23  
D776,199 S \* 1/2017 Scarborough ..... D20/23  
9,569,987 B2 \* 2/2017 de Jong ..... G09F 3/0295

\* cited by examiner

(21) Appl. No.: **29/691,420**  
(22) Filed: **May 16, 2019**

*Primary Examiner* — Mary Ann Calabrese  
*Assistant Examiner* — Catherine Ho  
(74) *Attorney, Agent, or Firm* — Maier & Maier, PLLC

(30) **Foreign Application Priority Data**

Nov. 16, 2018 (JP) ..... 2018-025126

(51) **LOC (13) Cl.** ..... **19-08**  
(52) **U.S. Cl.**  
USPC ..... **D20/23**

(58) **Field of Classification Search**  
USPC ..... D7/387, 624.2; D9/550, 563; D10/46,  
D10/47, 52, 104.1, 104.2; D14/490, 491;  
D19/1-12; D20/10, 11, 18, 22-29, 49  
CPC ..... G09F 1/00; G09F 1/04; G09F 3/00; G09F  
3/005; G09F 3/0288; G09F 3/0289; G09F  
3/02; G09F 3/04; G09F 3/06; G09F 3/08;  
G09F 3/10; G06K 19/0776  
See application file for complete search history.

(56) **References Cited**

**U.S. PATENT DOCUMENTS**

D29,079 S \* 7/1898 Plunkett ..... D19/3  
D39,929 S \* 4/1909 Weigang ..... D20/23

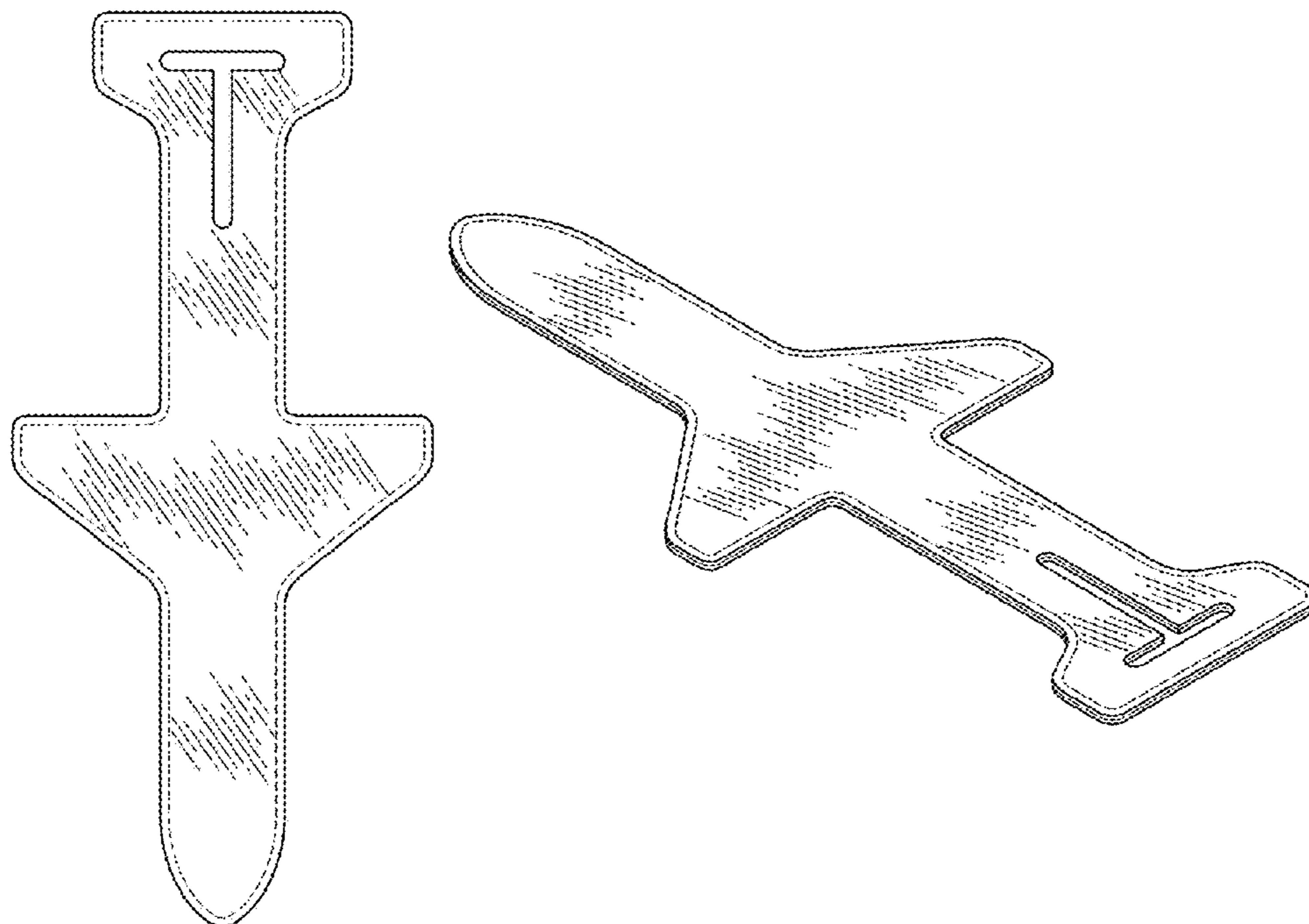
(57) **CLAIM**

The ornamental design for a luggage tag, as shown and described.

**DESCRIPTION**

FIG. 1 is a top view of a luggage tag, showing my new design;  
FIG. 2 is a bottom view thereof;  
FIG. 3 is a front view thereof;  
FIG. 4 is a rear view thereof;  
FIG. 5 is a right side view thereof;  
FIG. 6 is a left side view thereof; and,  
FIG. 7 is a perspective view thereof.  
The broken lines in FIGS. 1, 2, and 7 represent stitching.

**1 Claim, 3 Drawing Sheets**



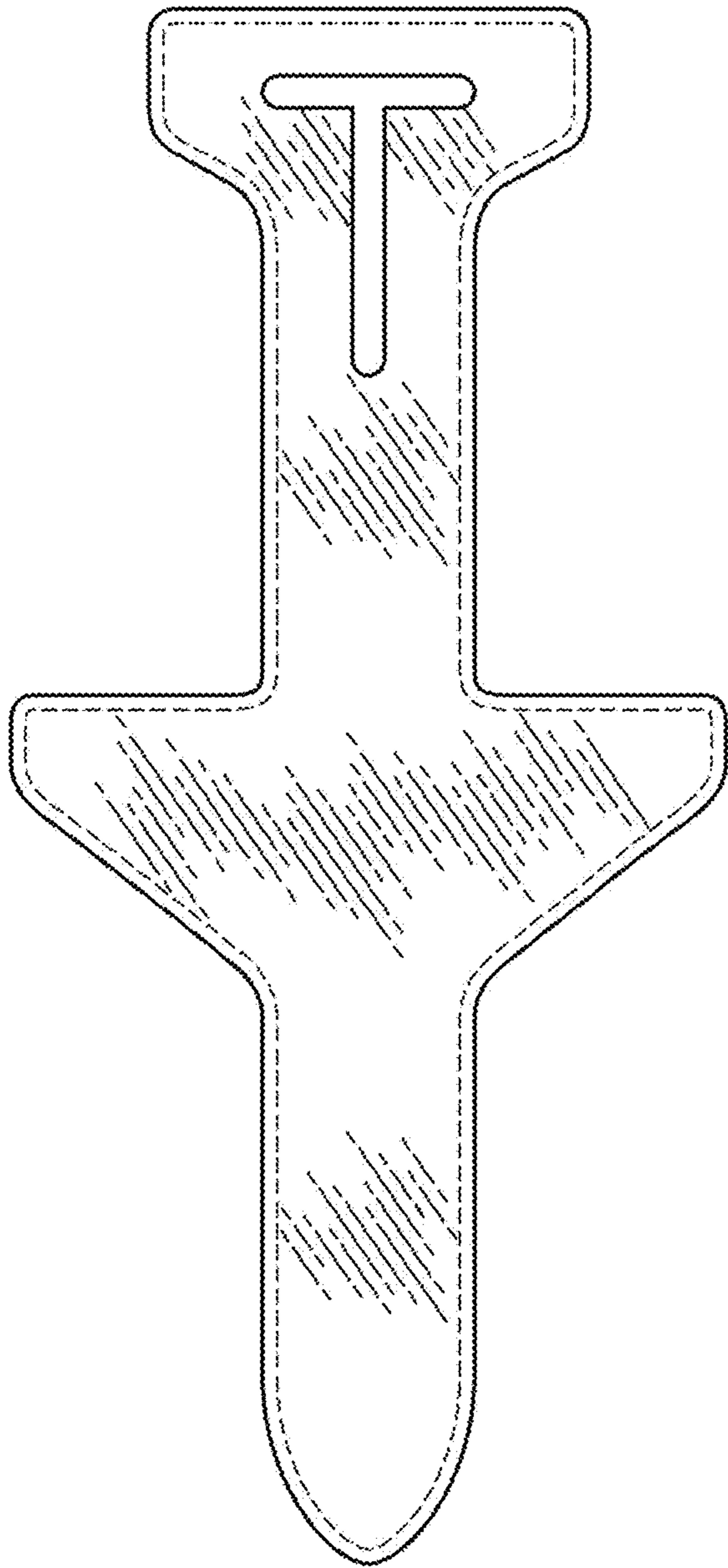


Fig. 1

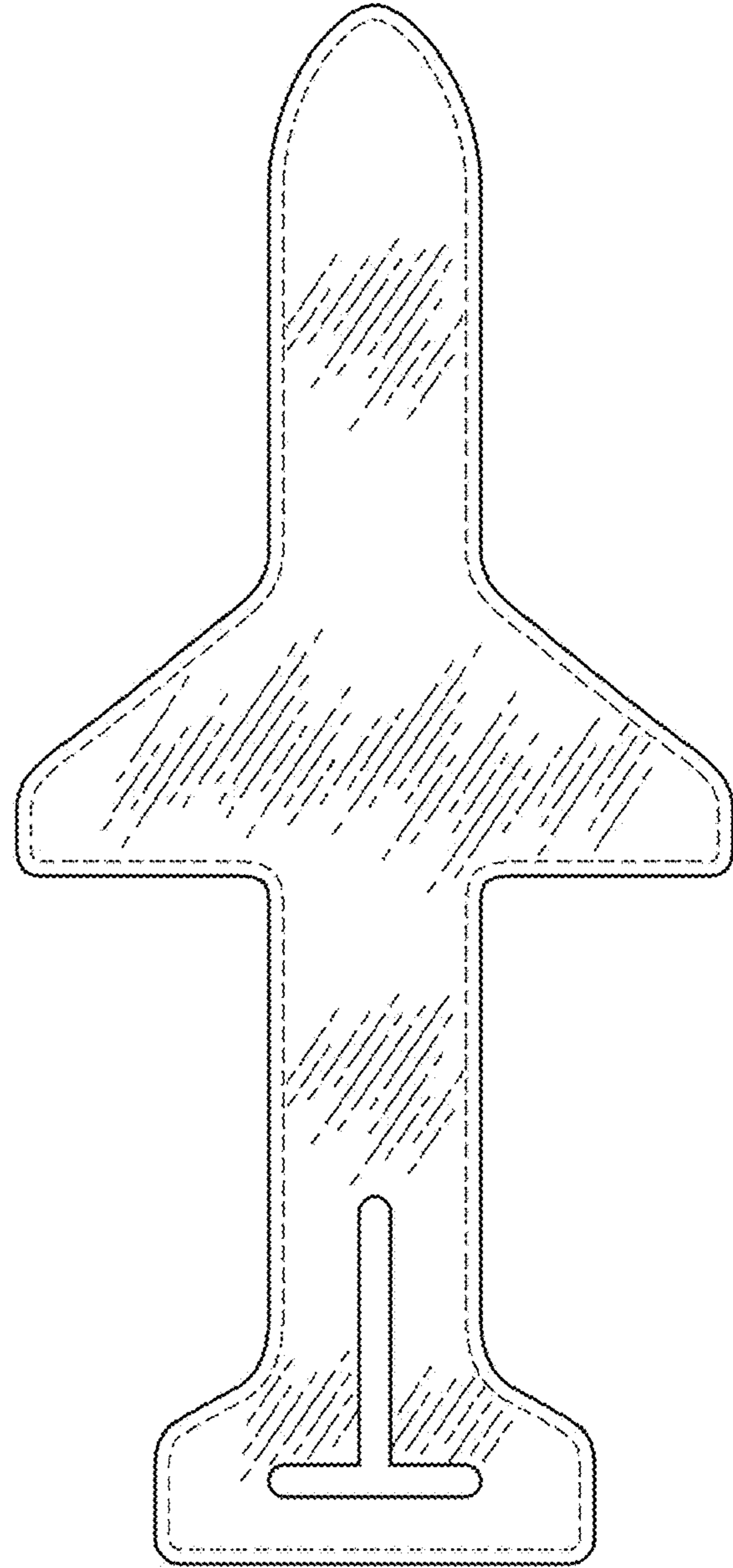


Fig. 2




Fig. 3

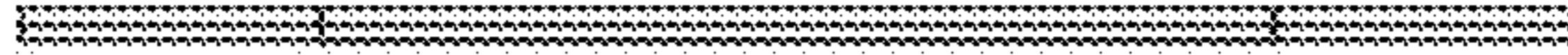


Fig. 4




Fig. 5




Fig. 6

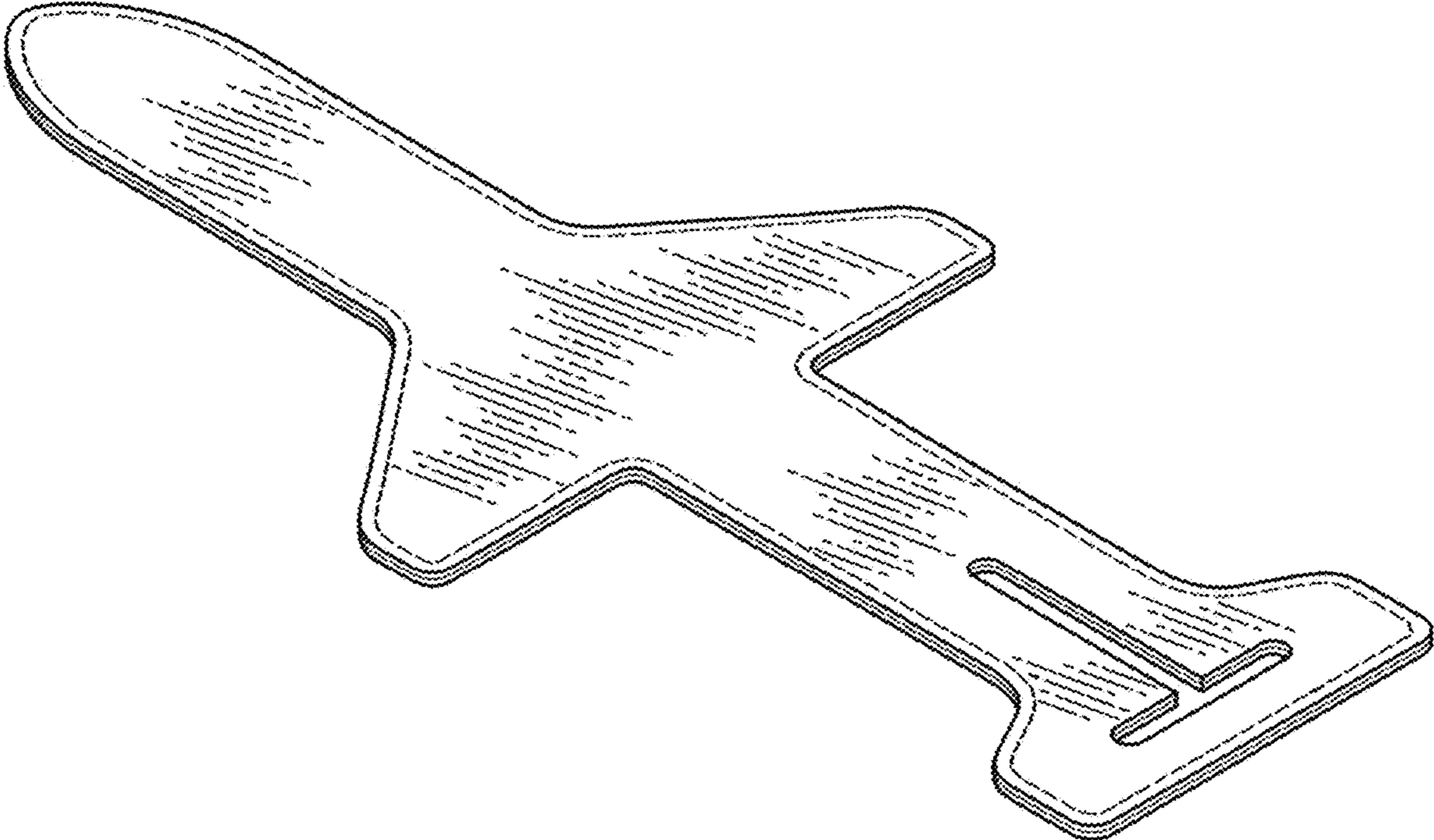


Fig. 7