



US00D921111S

(12) **United States Design Patent** (10) **Patent No.:** **US D921,111 S**
Fish et al. (45) **Date of Patent:** **** Jun. 1, 2021**

(54) **WRITING INSTRUMENT**

(71) Applicant: **WORKLIFE BRANDS LLC**,
Framingham, MA (US)

(72) Inventors: **Robert Fish**, Framingham, MA (US);
Logan Steinfeld, Boston, MA (US);
Evan Hutker, Boston, MA (US);
Aniket Warade, Boston, MA (US);
Rory McGarry, Boston, MA (US);
Albert King, Boston, MA (US);
Richard Watson, Boston, MA (US)

(73) Assignee: **WORKLIFE BRANDS LLC**,
Framingham, MA (US)

(**) Term: **15 Years**

(21) Appl. No.: **29/697,865**

(22) Filed: **Jul. 11, 2019**

(51) **LOC (13) Cl.** **19-06**

(52) **U.S. Cl.**
USPC **D19/117; D19/926**

(58) **Field of Classification Search**
USPC D19/115-204; D14/411; D9/723-727,
D9/504
CPC . B43K 5/005; B43K 7/12; B43K 8/00; B43K
8/02; B43K 8/04; B43K 8/06; B43K
8/14; B43K 8/145; B43K 8/16; B43K
21/003; B43K 21/006; B43K 21/06;
B43K 23/004

See application file for complete search history.

(56) **References Cited**

U.S. PATENT DOCUMENTS

D94,375 S * 1/1935 Back D19/163
D279,992 S * 8/1985 Gribb 401/199
D295,537 S * 5/1988 Davidson D19/117
D306,316 S * 2/1990 Shintani D19/117
D448,407 S * 9/2001 Huang D19/169

D453,588 S * 2/2002 Breidenbach D28/76
D460,485 S * 7/2002 Keda D19/163
D470,885 S * 2/2003 Tahara D19/117
D566,174 S * 4/2008 Silverstein D19/165
D585,489 S * 1/2009 Han D19/117

(Continued)

Primary Examiner — Elizabeth A. Albert
(74) *Attorney, Agent, or Firm* — Sheridan Ross P.C.

(57) **CLAIM**

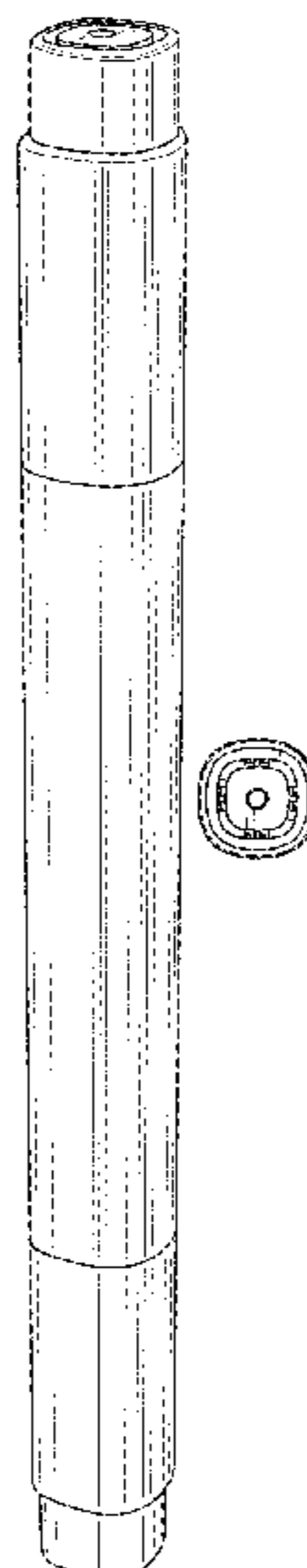
The ornamental design for the writing instrument, as shown and described.

DESCRIPTION

FIG. 1 is a perspective view of a writing instrument;
FIG. 2 is a front elevation view thereof;
FIG. 3 is a rear elevation view thereof;
FIG. 4 is a left elevation view thereof;
FIG. 5 is a right elevation view thereof;
FIG. 6 is a top plan view thereof;
FIG. 7 is a bottom plan view thereof;
FIG. 8 is a perspective view thereof having one end uncapped and shown without the cap for convenience;
FIG. 9 is a front elevation view thereof;
FIG. 10 is a rear elevation view thereof;
FIG. 11 is a left elevation view thereof;
FIG. 12 is a right elevation view thereof;
FIG. 13 is a top plan view thereof;
FIG. 14 is a bottom plan view thereof;
FIG. 15 is a perspective view thereof having both ends uncapped and shown without both caps for convenience;
FIG. 16 is a front elevation view thereof;
FIG. 17 is a rear elevation view thereof;
FIG. 18 is a left elevation view thereof;
FIG. 19 is a right elevation view thereof;
FIG. 20 is a top plan view thereof; and,
FIG. 21 is a bottom plan view thereof.

The broken lines in the drawings illustrate portions of the writing instrument which form no part of the claimed design.

1 Claim, 12 Drawing Sheets



(56)

References Cited

U.S. PATENT DOCUMENTS

D589,555	S *	3/2009	Li	D19/117
D590,876	S *	4/2009	Shi	D19/117
D592,245	S *	5/2009	Yu	D19/166
D616,935	S *	6/2010	Zhang	D19/166
D626,994	S *	11/2010	Gerules	D19/117
D628,636	S *	12/2010	Wang	D19/169
D638,061	S *	5/2011	Wang	D19/169
D639,337	S *	6/2011	Hung	D19/117
D648,786	S *	11/2011	Jianjie	D19/117
D654,537	S *	2/2012	Hung	D19/117
D656,545	S *	3/2012	Hung	D19/117
D711,469	S *	8/2014	Tam	D19/163
D750,766	S *	3/2016	Cheika	D23/366
D761,123	S *	7/2016	Breidenbach	D9/726
D775,279	S *	12/2016	Shen	D19/117
D789,452	S *	6/2017	Matsumura	D19/163
9,725,607	B2 *	8/2017	Wu	C09D 5/00
D837,297	S *	1/2019	Muroi	D19/117
D846,639	S *	4/2019	Fan	D19/164
D851,333	S *	6/2019	Nagata	D28/89
D851,703	S *	6/2019	Hung	D19/163
D857,095	S *	8/2019	Kopp	D19/169
D858,636	S *	9/2019	Noyori	D19/163
D883,382	S *	5/2020	King	D19/163
D884,788	S *	5/2020	Bohrer	D19/163
10,787,023	B2 *	9/2020	Brand	B43K 23/02

* cited by examiner

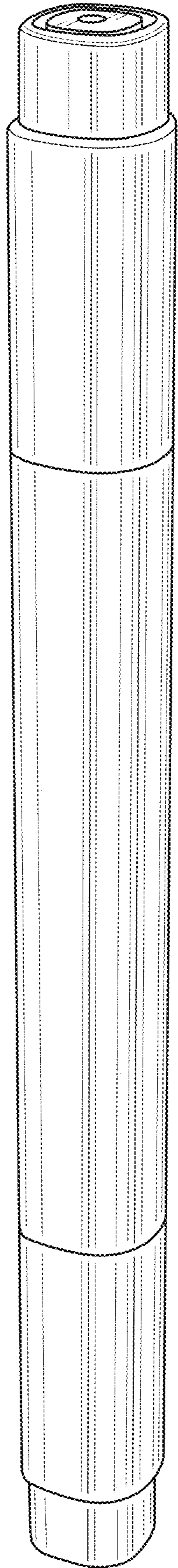


FIG. 1




FIG. 2




FIG. 3




FIG. 4




FIG. 5

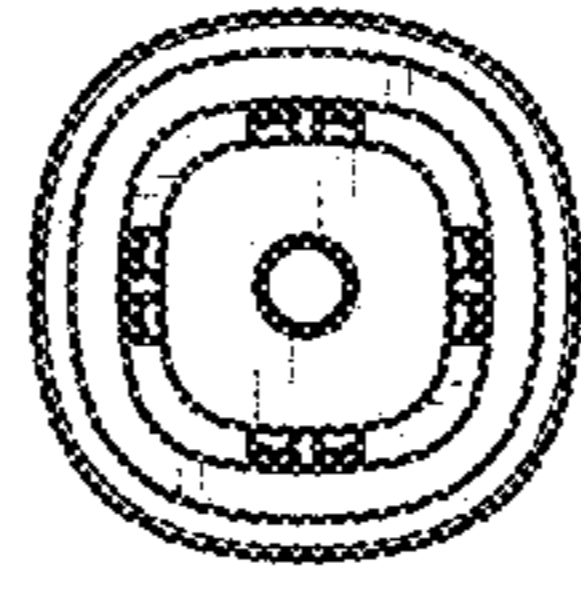


FIG. 6

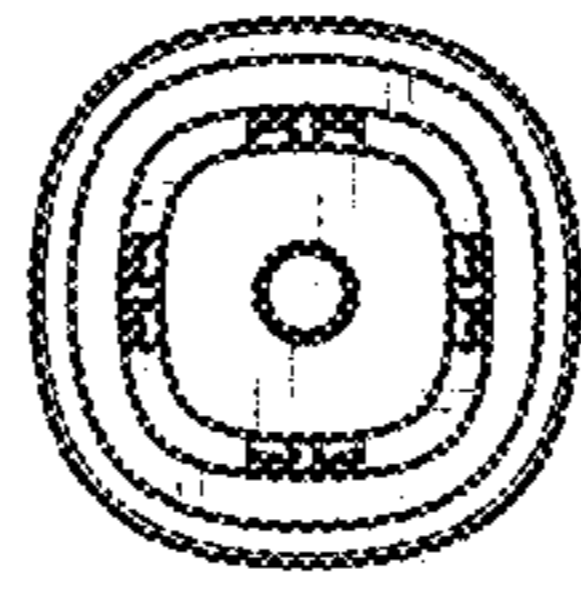


FIG. 7




FIG. 8




FIG. 9




FIG. 10




FIG. 11




FIG. 12

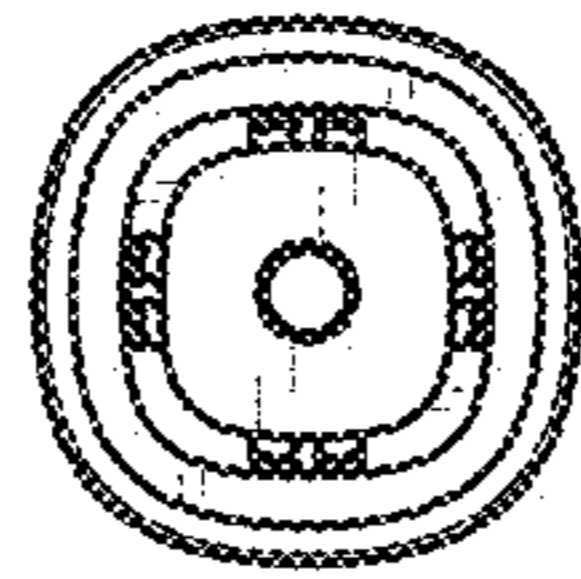


FIG. 13

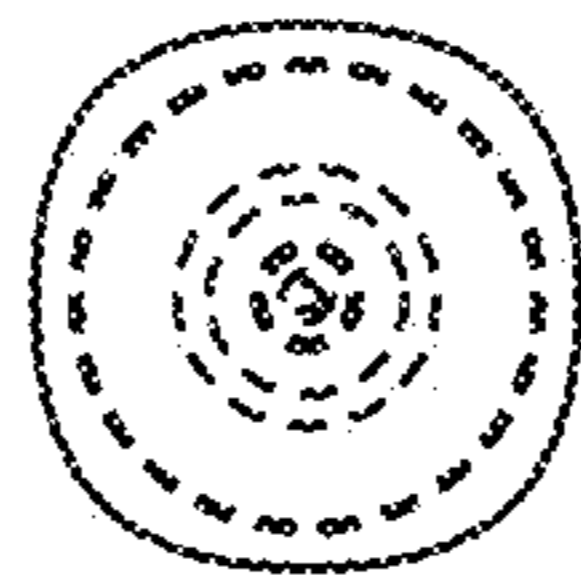


FIG. 14

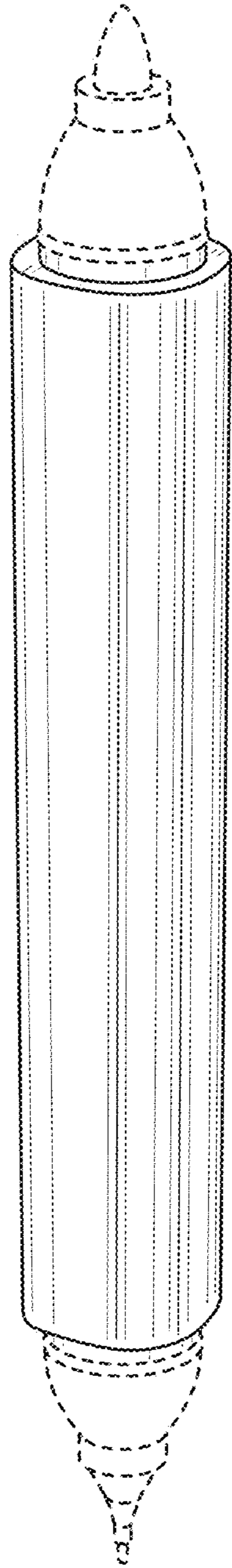


FIG. 15




FIG. 16




FIG. 17




FIG. 18




FIG. 19

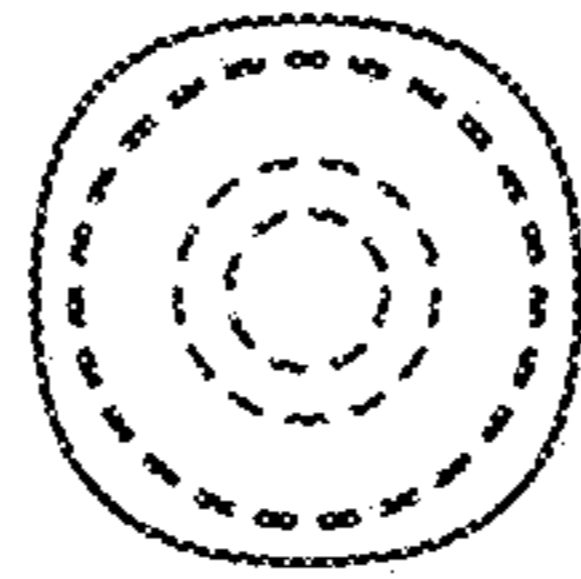


FIG. 20

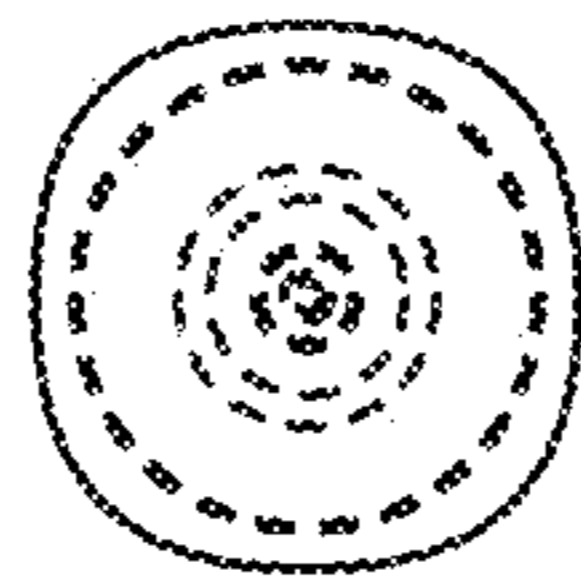


FIG. 21