

US00D921105S

(12) **United States Design Patent** (10) **Patent No.:** **US D921,105 S**
Jiao et al. (45) **Date of Patent:** **** Jun. 1, 2021**

(54) **CARD**

(71) Applicant: **LovePop, Inc.**, Boston, MA (US)

(72) Inventors: **Xinzhi Jiao**, Boston, MA (US); **Melissa Otis**, Boston, MA (US); **Robin Rose**, Boston, MA (US)

(73) Assignee: **LovePop, Inc.**, Boston, MA (US)

(**) Term: **15 Years**

(21) Appl. No.: **29/744,841**

(22) Filed: **Jul. 31, 2020**

(51) **LOC (13) Cl.** **19-01**

(52) **U.S. Cl.**
USPC **D19/1**

(58) **Field of Classification Search**

USPC D19/1-8, 82, 100; 40/124.01-124.15, 40/582, 540, 443, 442, 902, 672, 617, 40/599, 331, 359, 360, 625, 717, 455, 40/124.191, 493, 501; 446/147, 215, 217, 446/227, 228, 236, 238; 362/806, 808; 428/42.1, 203-204, 913.3, 7-11, 15-18, 428/542.2; 283/2-4, 74-75, 91, 103, 283/105-106; D20/10, 22, 42, 27, 40; 229/92, 92.1, 92.8, 300-303; D11/131, D11/117, 141, 157-158, 164, 184; 206/449, 308.3; D21/660, 476, 467, 465
CPC B42D 25/00; B42D 25/20; B42D 25/23; B42D 25/26; B42D 25/29; B42D 25/30; B42D 25/285; B42D 15/022; B42D 15/027; B42D 15/045; B42D 15/042; B42D 2033/00; B42D 2033/02; B42D 2033/04; B42D 2033/08; B42D 2033/10; B42D 2033/16; B42D 2033/18; B42D 2033/20; B42D 2033/22; B42D 2033/28; B42D 2033/30; G09F 1/00; G09F 1/06; G09F 1/08; G09F 19/02; G09F 19/08
See application file for complete search history.

(56) **References Cited**

U.S. PATENT DOCUMENTS

930,108 A	8/1909	Walcutt	
1,052,187 A	2/1913	Stranders	
1,194,678 A	8/1916	Stranders	
1,541,002 A	6/1925	Shramek	
1,854,225 A	4/1932	Rosenthal	
1,891,011 A	12/1932	Purdy	
D332,808 S	1/1993	Neuroth	
D352,308 S	11/1994	Reh	
D368,276 S	3/1996	Buzby	
D662,543 S	6/2012	Dennis	
9,434,202 B2 *	9/2016	Mayer H01L 27/2454
9,475,333 B2	10/2016	Yeh	
9,524,658 B1	12/2016	Wise	
9,601,033 B2	3/2017	Wise	
9,842,516 B2	12/2017	Yeh	
9,873,280 B1	1/2018	Nelson	
D815,201 S	4/2018	Larson	

(Continued)

Primary Examiner — Abraham Bahta

(74) *Attorney, Agent, or Firm* — Polsinelli PC

(57) **CLAIM**

The ornamental design for a card, as shown and described.

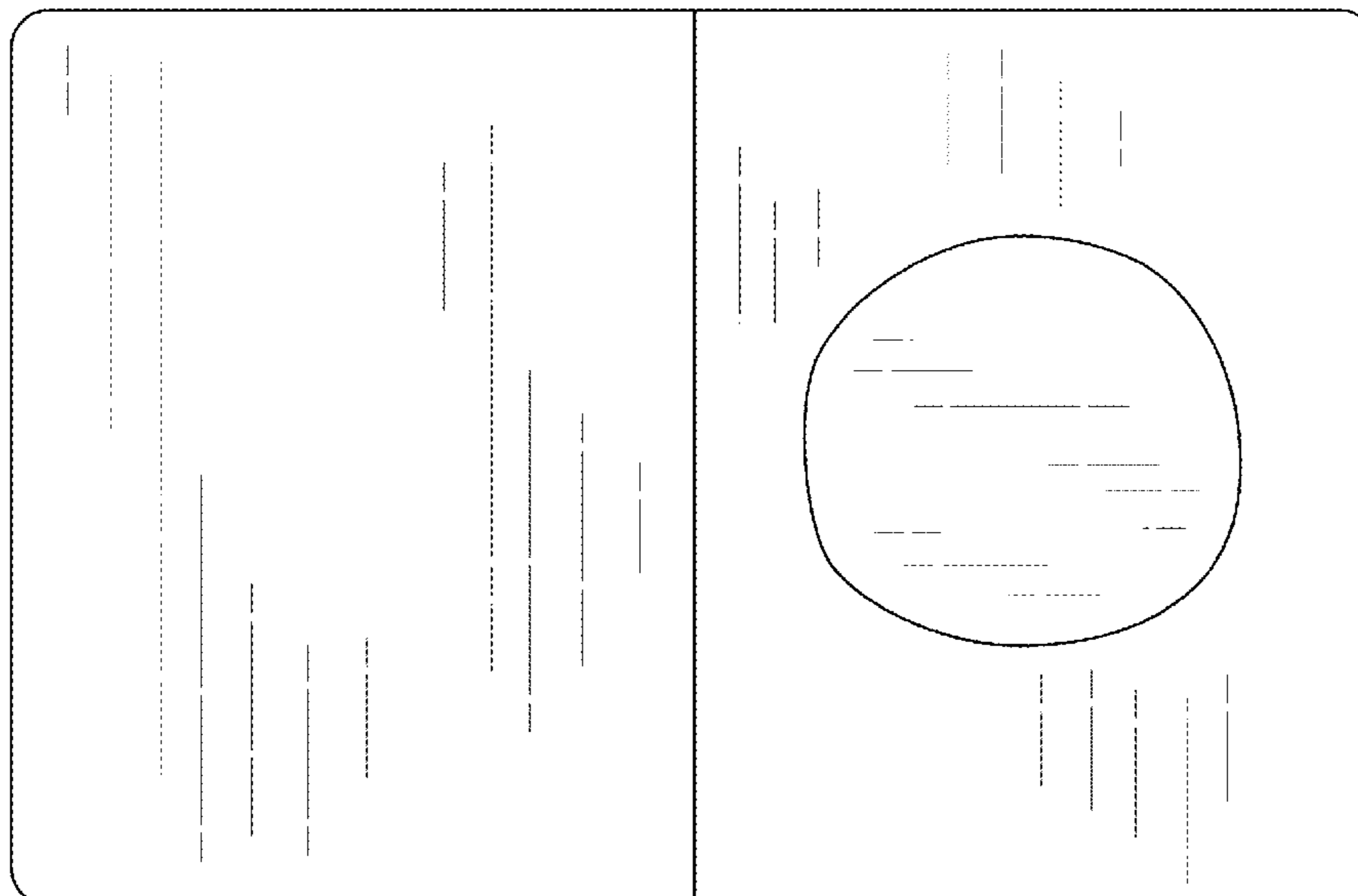
DESCRIPTION

FIG. 1 is a front view of a card showing our new design. FIG. 2 is a back view thereof. FIG. 3 is a left side view thereof. FIG. 4 is a right side view thereof. FIG. 5 is a top view thereof; and, FIG. 6 is a bottom view thereof.

The broken lines shown in the Figures are environment or show portions of the card that form no part of the claimed design.

The shade lines in the Figures show contour and do not claim surface ornamentation or treatment.

1 Claim, 6 Drawing Sheets



(56)

References Cited

U.S. PATENT DOCUMENTS

D832,917	S	11/2018	Jiao
D852,882	S	7/2019	Rose
D853,482	S	7/2019	Jiao
D854,081	S	7/2019	Jiao
D854,082	S	7/2019	Jiao
D854,614	S	7/2019	Jiao
10,339,838	B2	7/2019	Wise
10,388,189	B2	8/2019	Rose
D867,448	S	11/2019	Yue
D867,449	S	11/2019	Yue
2020/0070562	A1	3/2020	Wise
2020/0074887	A1	3/2020	Nejad
2020/0126450	A1	4/2020	Wise

* cited by examiner

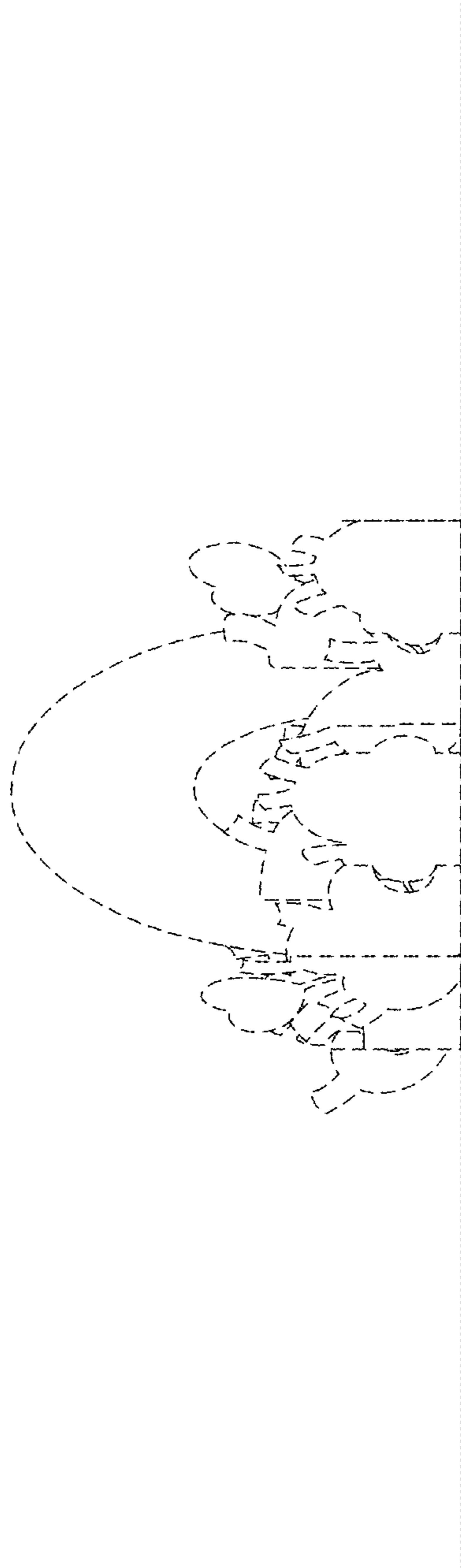


FIG.1

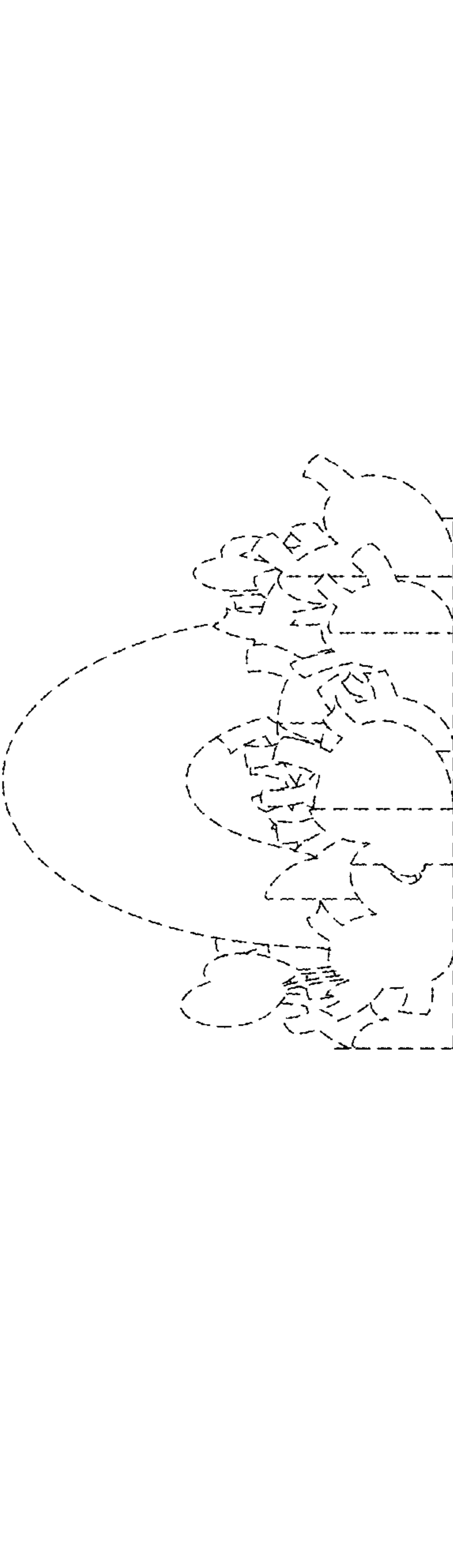


FIG.2

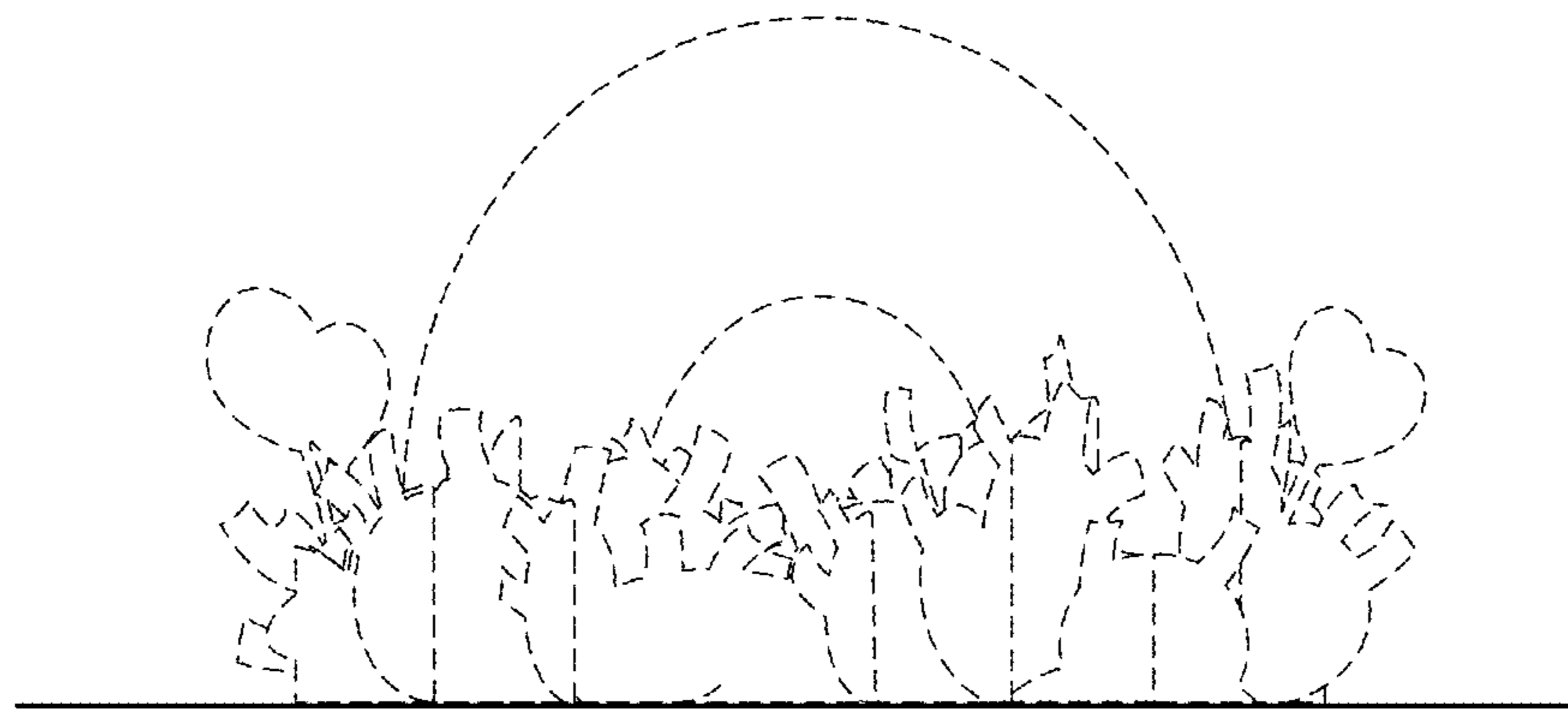


FIG.3

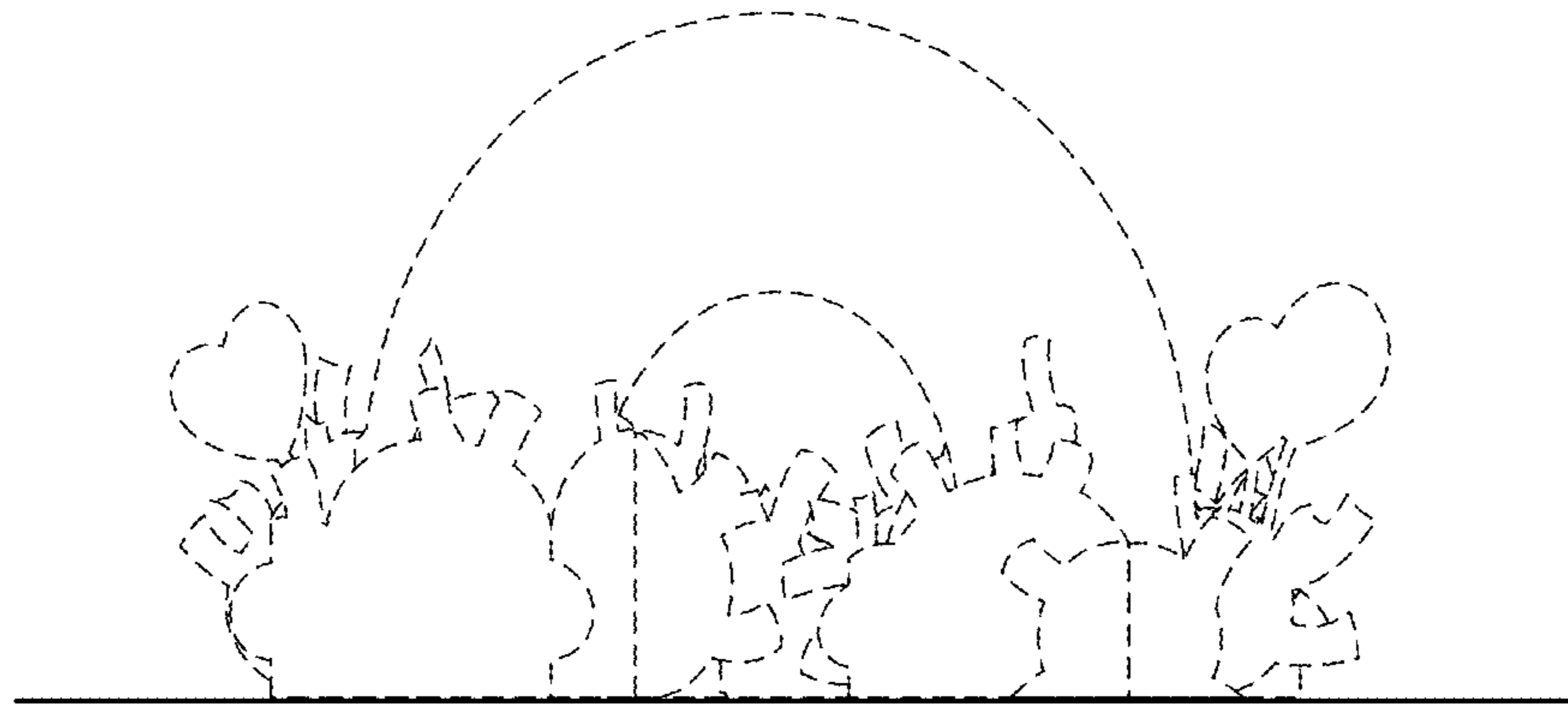


FIG.4

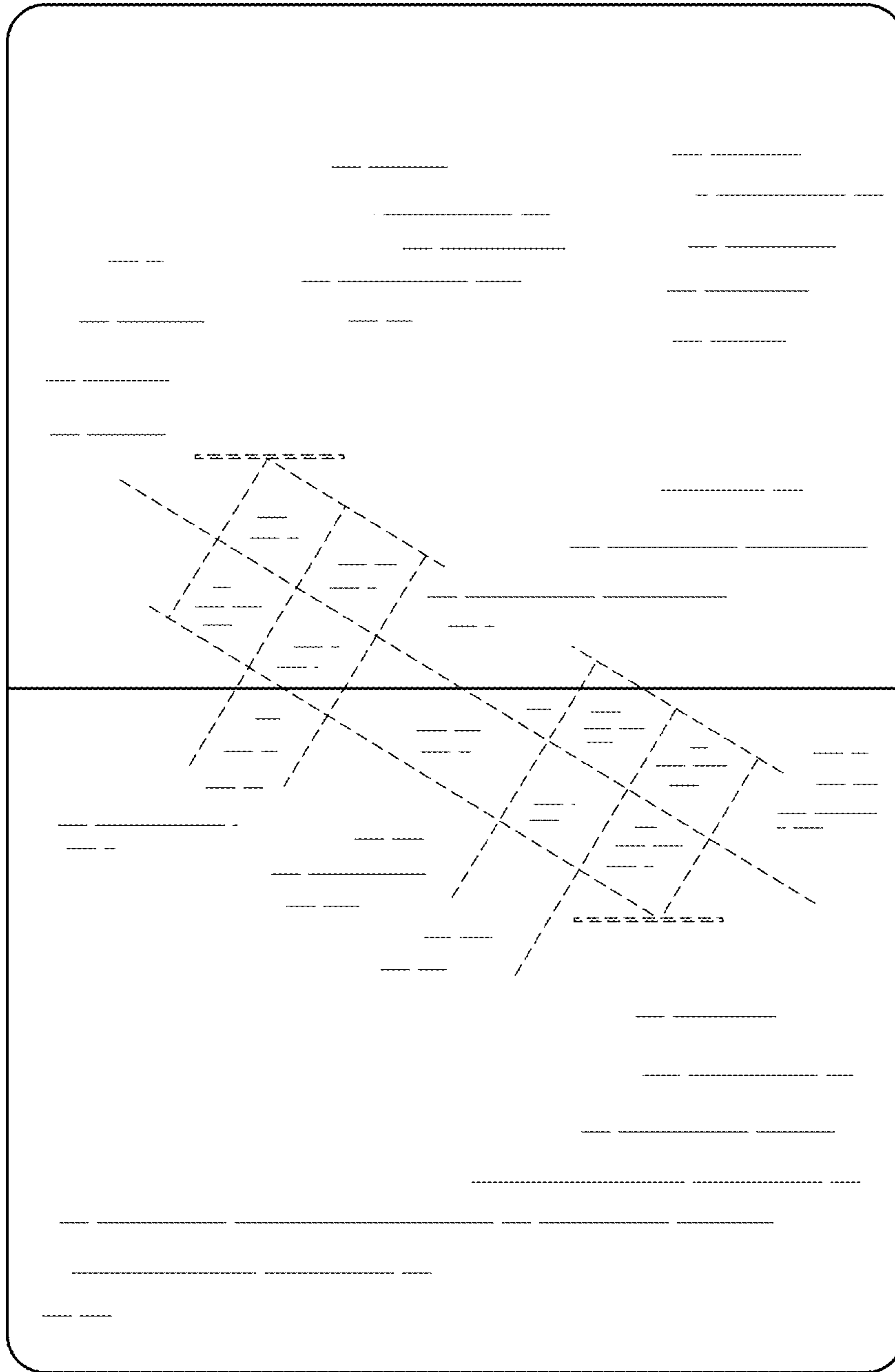


FIG.5




FIG.6