



US00D921079S

(12) **United States Design Patent** (10) **Patent No.:** **US D921,079 S**
Meziere (45) **Date of Patent:** **** Jun. 1, 2021**

(54) **COLOR DISPENSING MACHINE**
(71) Applicant: **Corob S.p.A.**, Modena (IT)
(72) Inventor: **Cyril Meziere**, Bron (FR)
(73) Assignee: **COROB S.P.A.**, Modena (IT)
(**) Term: **15 Years**
(21) Appl. No.: **29/704,914**
(22) Filed: **Sep. 9, 2019**

(30) **Foreign Application Priority Data**

Mar. 11, 2019 (EM) 006303806

(51) **LOC (13) Cl.** **15-99**
(52) **U.S. Cl.**
USPC **D15/199**
(58) **Field of Classification Search**
USPC D15/7, 122, 145, 147, 199
CPC B01F 13/1055; B01F 15/0201; B01F
15/0237; B01F 2215/005; B05C 11/1002;
B44D 3/003
See application file for complete search history.

(56) **References Cited**

U.S. PATENT DOCUMENTS

D173,685 S * 12/1954 Spilman D15/122
D184,967 S * 4/1959 Stuman D15/122
2,979,233 A * 4/1961 Smith B01F 13/1055
222/135
D241,160 S * 8/1976 Gurian et al. D15/122
4,027,785 A * 6/1977 Edstrom B01F 13/1055
222/135
D254,973 S * 5/1980 Ahrenskou-Sorensen
D15/199
D262,628 S * 1/1982 Meyer D15/199
D262,629 S * 1/1982 Meyer D15/122
D266,520 S * 10/1982 Engel D15/122
D281,612 S * 12/1985 Banner D15/122
D327,695 S * 7/1992 Edstrom D15/147

5,328,057 A * 7/1994 Hellenberg B01F 13/1055
222/135
D349,506 S * 8/1994 Caruso D15/147
D446,796 S * 8/2001 Rose B23K 3/08
D15/144
D472,253 S * 3/2003 Reedy D15/199
D494,988 S * 8/2004 Tanaka D15/122
D512,084 S * 11/2005 Kaufhold D15/199
D621,426 S * 8/2010 Fusejima D15/122
D674,420 S * 1/2013 Ueberschlag D15/122
D684,614 S * 6/2013 Bergamini D15/199
D684,615 S * 6/2013 Bergamini D15/199
D684,616 S * 6/2013 Bergamini D15/199
D695,324 S * 12/2013 Ballweg D15/122
D732,590 S * 6/2015 Bedeschi D15/199
D759,736 S * 6/2016 Huang D15/122

(Continued)

OTHER PUBLICATIONS

<https://www.tradeindia.com/fp253043/Automatic-Color-Dispenser-Machine.html>—Apr. 28, 2009 (Year: 2009).*

Primary Examiner — Patricia A Palasik
(74) *Attorney, Agent, or Firm* — Panitch Schwarze
Belisario & Nadel LLP

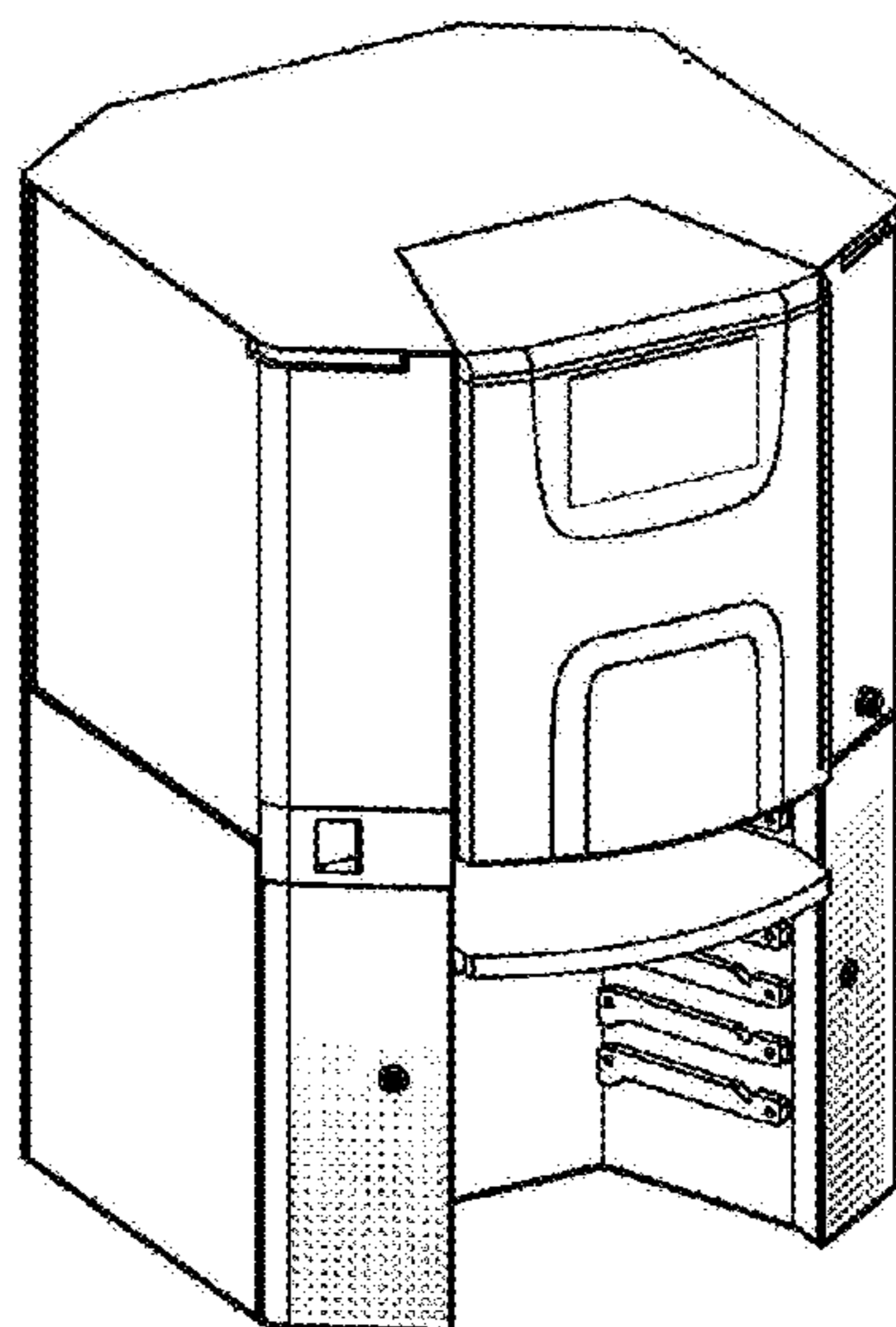
(57) **CLAIM**

The ornamental design for a color dispensing machine, as shown and described.

DESCRIPTION

FIG. 1 is a front, top and left side perspective view of the color dispensing machine in accordance with my new design;
FIG. 2 is a front elevational view thereof;
FIG. 3 is a rear elevational view thereof;
FIG. 4 is a top plan view thereof;
FIG. 5 is a bottom plan view thereof;
FIG. 6 is a right side elevational view thereof; and,
FIG. 7 is a left side elevational view thereof.

1 Claim, 7 Drawing Sheets



(56)

References Cited

U.S. PATENT DOCUMENTS

D795,319 S	*	8/2017	Bedeschi	D15/199
D799,569 S	*	10/2017	Cesar	D15/122
D858,590 S	*	9/2019	Kazaoka	D15/122
D873,314 S	*	1/2020	Gauthier	D15/122
D873,873 S	*	1/2020	Sollberger	D15/122

* cited by examiner

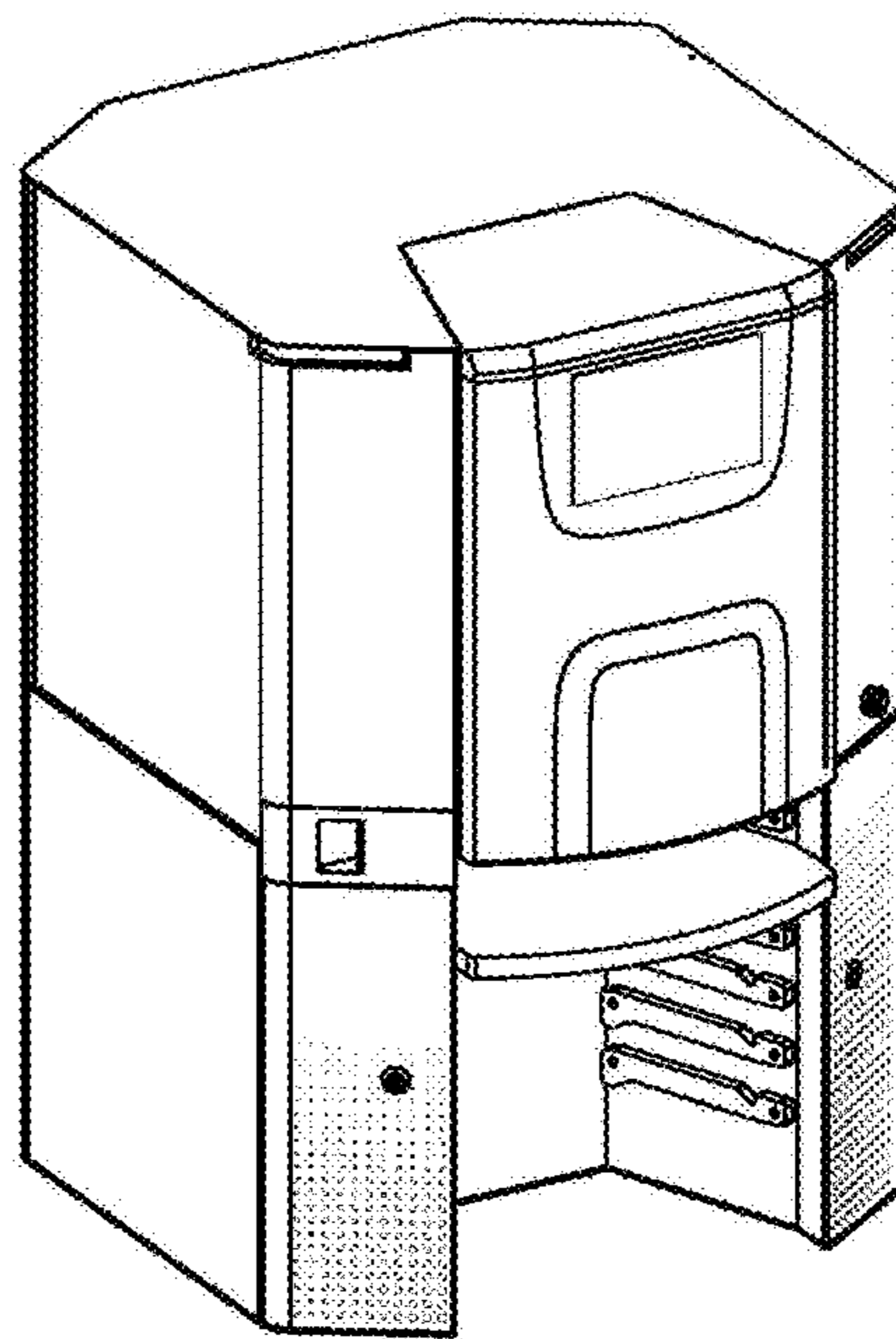


Fig. 1

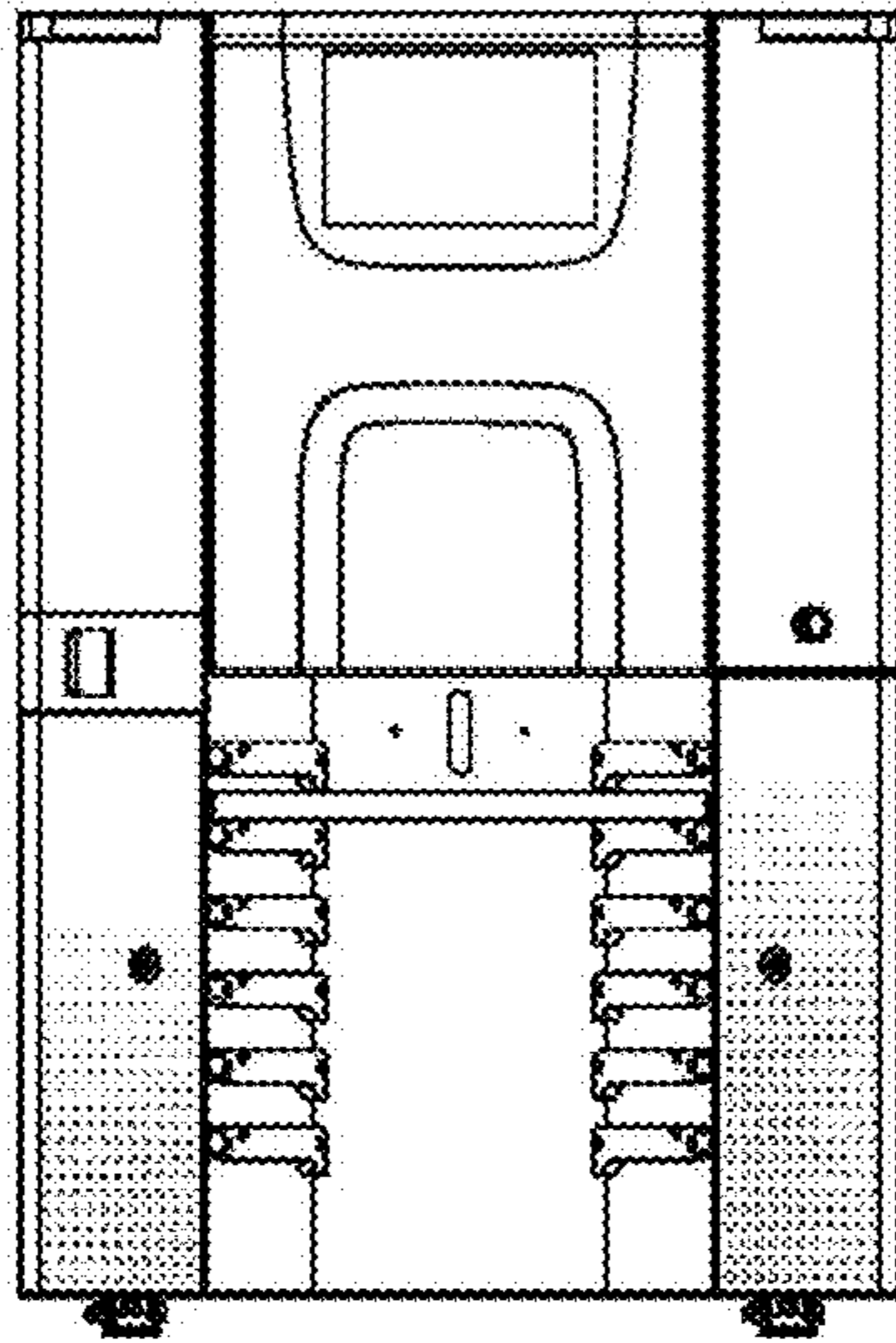


Fig. 2




Fig. 3

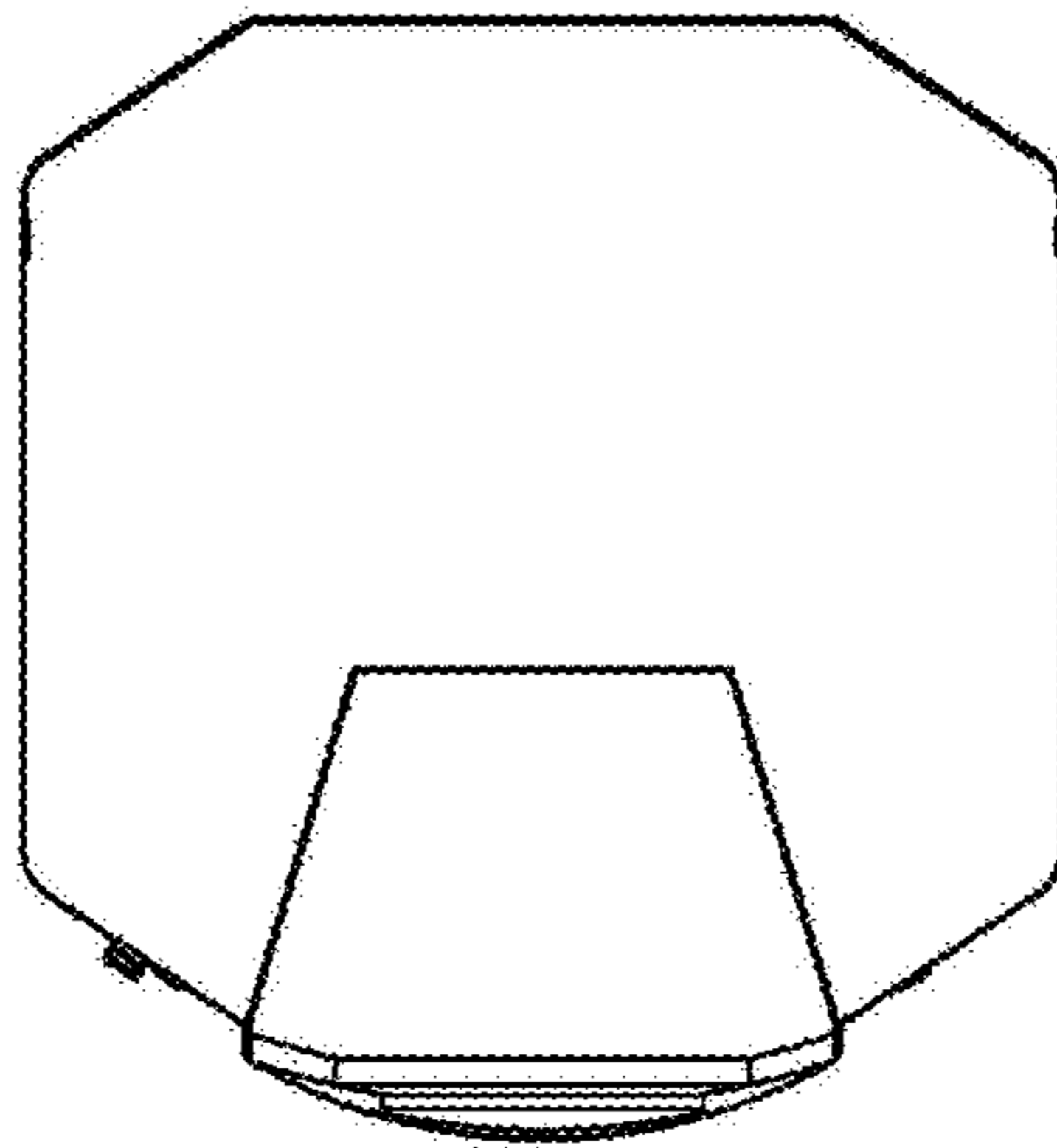


Fig. 4

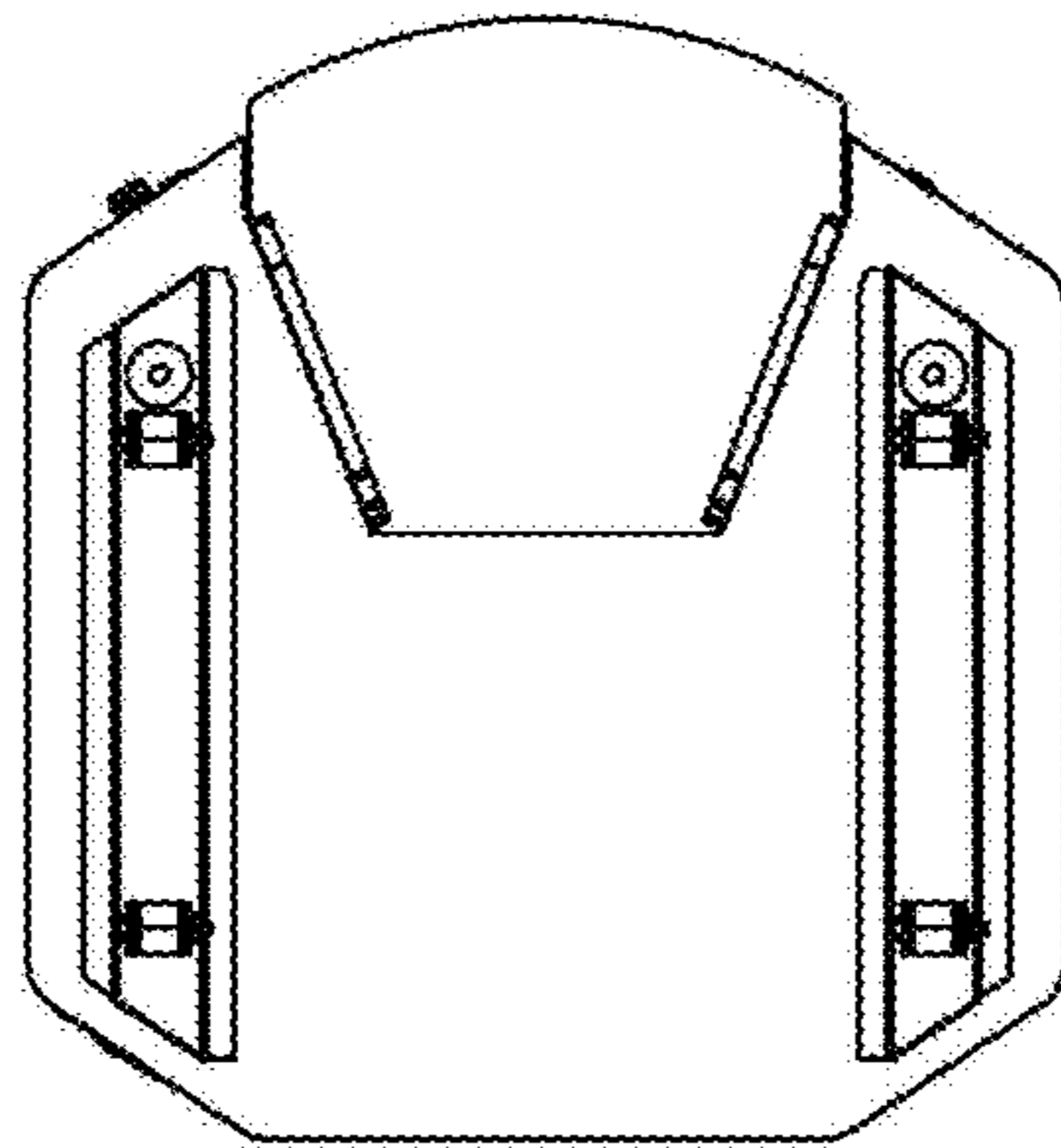


Fig. 5

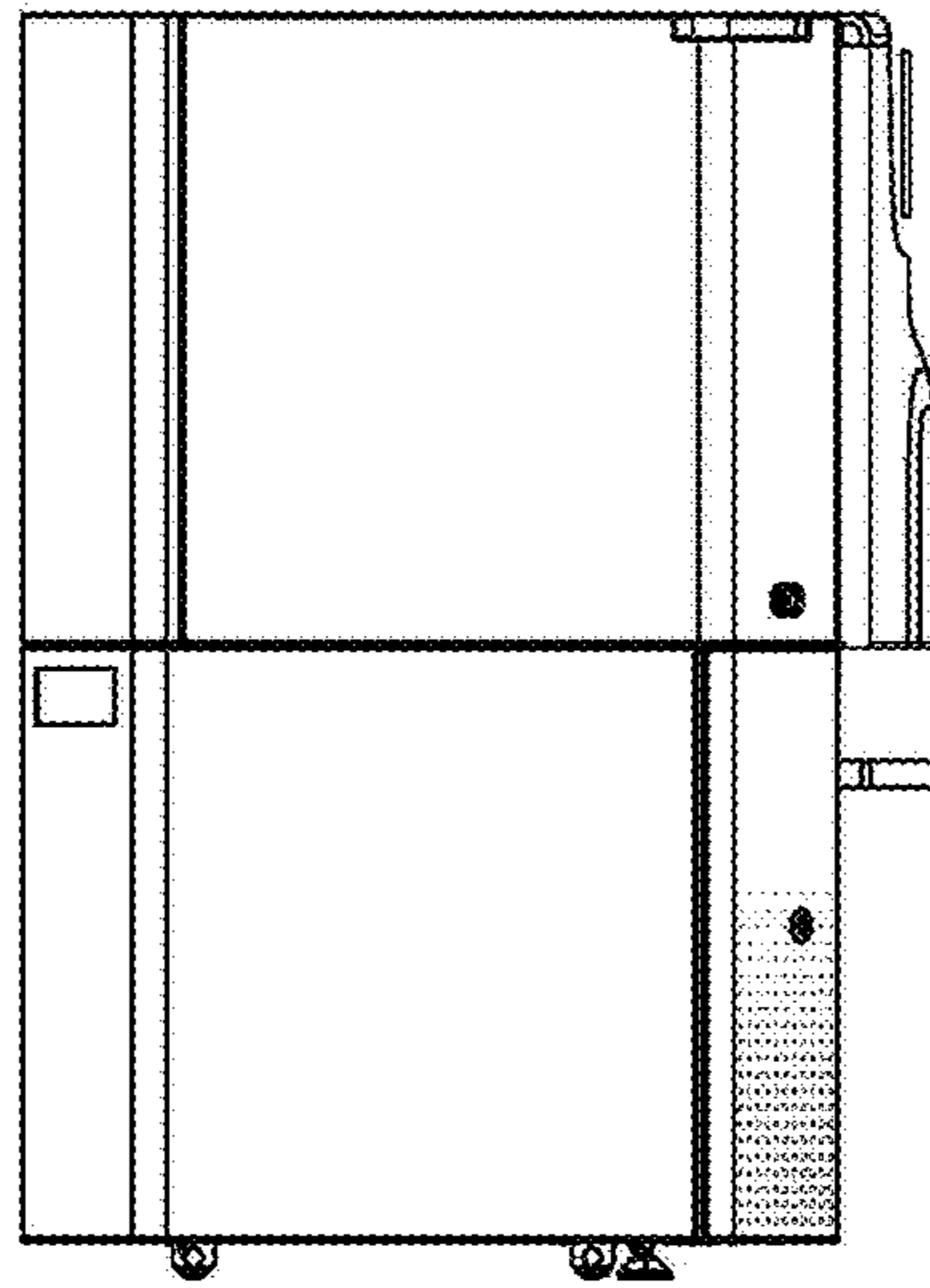


Fig. 6

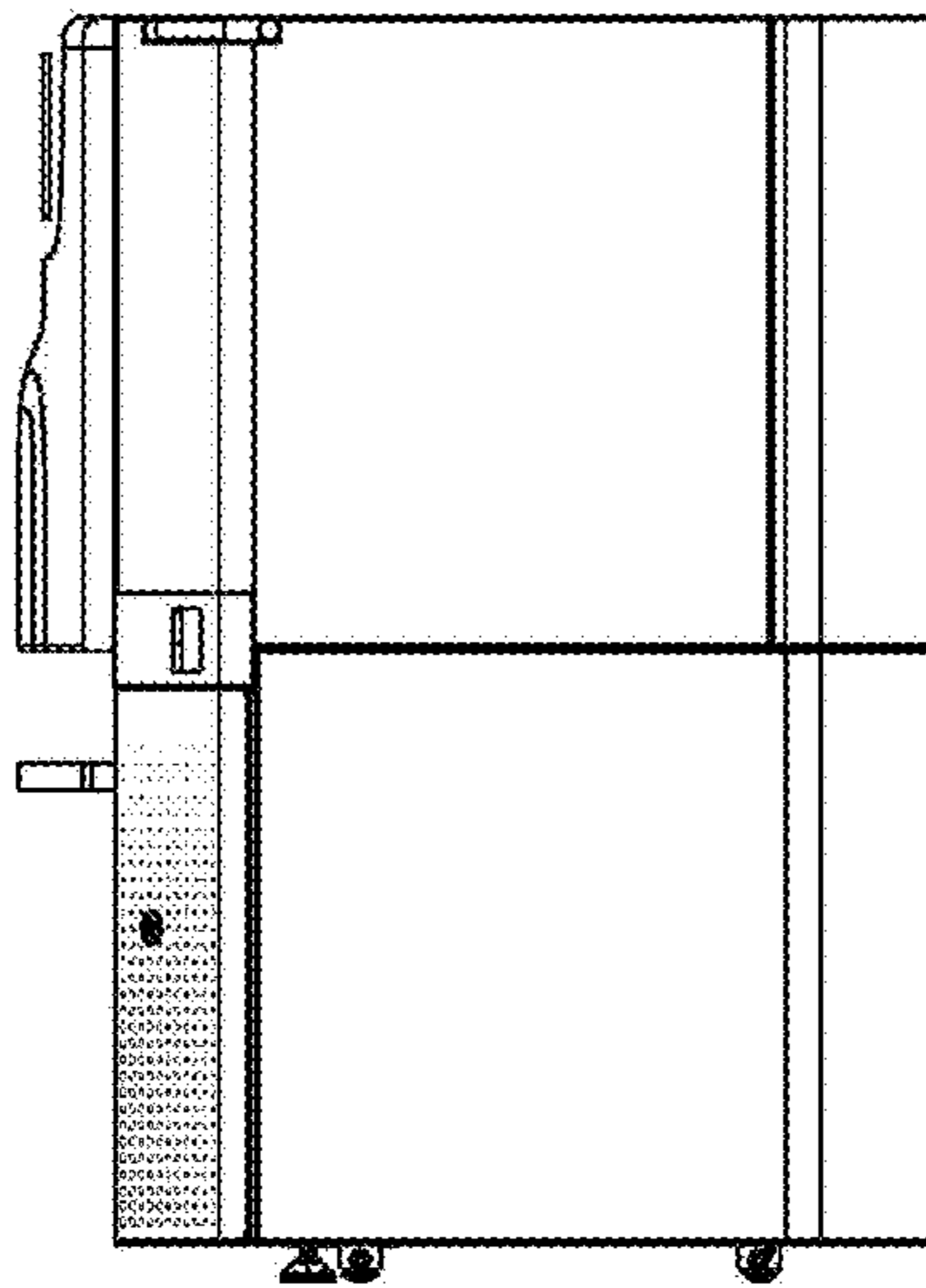


Fig. 7