



US00D921075S

(12) **United States Design Patent**  
**Park et al.**

(10) **Patent No.: US D921,075 S**

(45) **Date of Patent: \*\* Jun. 1, 2021**

(54) **CUTTING INSERT**

(71) Applicant: **TaeguTec Ltd.**, Daegu (KR)

(72) Inventors: **Chang Gyu Park**, Daegu (KR); **Su-Jin Ryu**, Daegu (KR)

(73) Assignee: **TaeguTec Ltd.**, Daegu (KR)

(\*\*) Term: **15 Years**

(21) Appl. No.: **29/685,669**

(22) Filed: **Mar. 29, 2019**

(51) **LOC (13) Cl.** ..... **15-03**

(52) **U.S. Cl.**  
USPC ..... **D15/139**

(58) **Field of Classification Search**

USPC ..... D15/131, 138, 139, 140; D8/70  
CPC ..... B23C 5/207; B23C 5/06; B23C 2200/125;  
B23C 5/202; B23C 2200/203; B23C  
2200/208; B23C 2210/168; B23C 5/109;  
B23C 2200/128; B23C 2200/205; B23C  
2200/367; B23C 5/20; B23C 5/2221;  
B23C 2200/286; B23C 2200/0461; B23C  
2200/0494; B23C 2200/085; B23C  
2200/165; B23C 2200/201; B23C  
2210/045; B23C 5/10; B23C 2200/0411;  
B23C 2200/0416; B23C 2200/0455;  
B23C 2200/123; B23C 2210/0457; B23C  
5/006; B23C 5/2247; B23C 5/28; B23C  
2200/0422; B23C 2200/0433; B23C  
2200/0444; B23C 2200/045; B23C  
2200/0477; B23C 2200/0483; B23C  
2200/08; B23C 2200/086; B23C  
2200/126; B23C 2200/164; B23C  
2200/168; B23C 2200/28; B23C  
2200/366; B23C 2210/16; B23C  
2210/161; B23C 2220/16; B23C 2228/10;  
B23C 2250/12; B23C 5/08; B23C 5/16;  
B23C 5/205; B23C 5/2213; B23C 5/2273;  
B23C 2200/0466; B23C 2200/12; B23C  
2200/16; B23C 2200/161; B23C  
2200/167; B23C 2200/206; B23C

2200/243; B23C 2200/246; B23C  
2200/283; B23C 2200/326; B23C  
2200/361; B23C 2200/368; B23C  
2210/02; B23C 2210/03; B23C  
2210/0414; B23C 2210/0428; B23C  
2210/163; B23C 2210/202; B23C  
2210/244; B23C 2210/28; B23C 2210/66;  
B23C 2220/44; B23C 2220/56; B23C  
2220/60; B23C 2222/28; B23C 2222/32;  
B23C 2224/04; B23C 2224/28; B23C  
2224/36; B23C 2226/125; B23C 2226/18;  
B23C 2228/04; B23C 2240/24; B23C  
2240/245; B23C 2240/32;

(Continued)

(56) **References Cited**

U.S. PATENT DOCUMENTS

D872,145 S \* 1/2020 Maeno ..... D15/139  
D872,784 S \* 1/2020 Inagaki ..... D15/139

(Continued)

*Primary Examiner* — Khawaja Anwar

(74) *Attorney, Agent, or Firm* — Hamre, Schumann,  
Mueller & Larson, P.C.

(57) **CLAIM**

The ornamental design for a cutting insert, as shown.

**DESCRIPTION**

FIG. 1 is a perspective view a cutting insert showing our new design;

FIG. 2 is a front elevational view thereof;

FIG. 3 is a rear elevational view thereof;

FIG. 4 is left side view thereof;

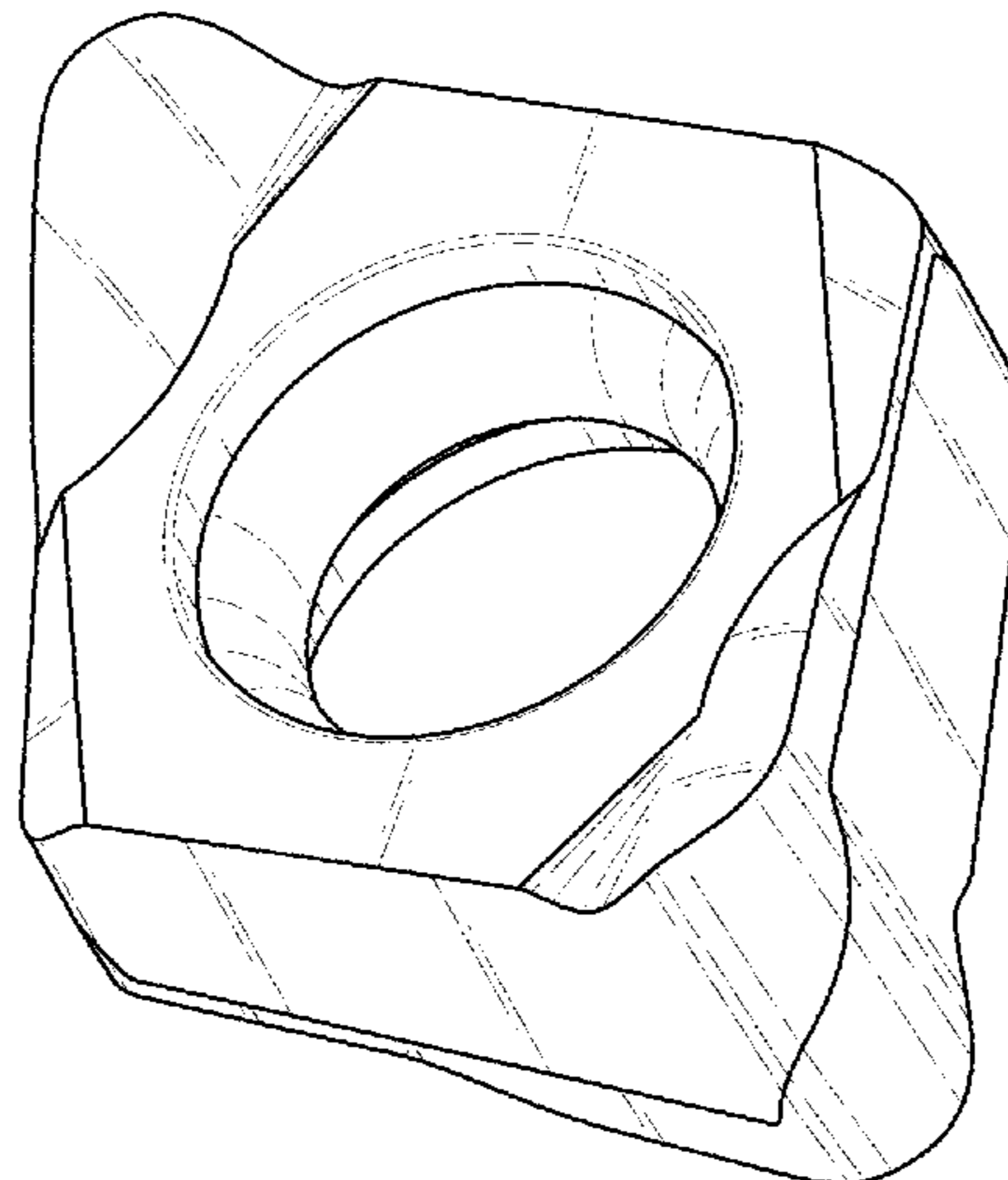
FIG. 5 is a right side view thereof;

FIG. 6 is a top plan view thereof;

FIG. 7 is a bottom plan view thereof; and,

FIG. 8 is a cross sectional view taken along line 8-8 in FIG. 2.

**1 Claim, 4 Drawing Sheets**



(58) **Field of Classification Search**

CPC ..... B23C 2250/04; B23C 2260/28; B23C  
2265/08; B23C 3/12; B23C 5/003; B23C  
5/1027; B23C 5/1045; B23C 5/18; B23C  
5/22; B23C 5/2204; B23C 5/2208; B23C  
5/2239; B23C 5/2269; B23C 5/2406;  
B23C 5/241; B23C 5/242; B23C 5/2462;  
B23C 5/2472

See application file for complete search history.

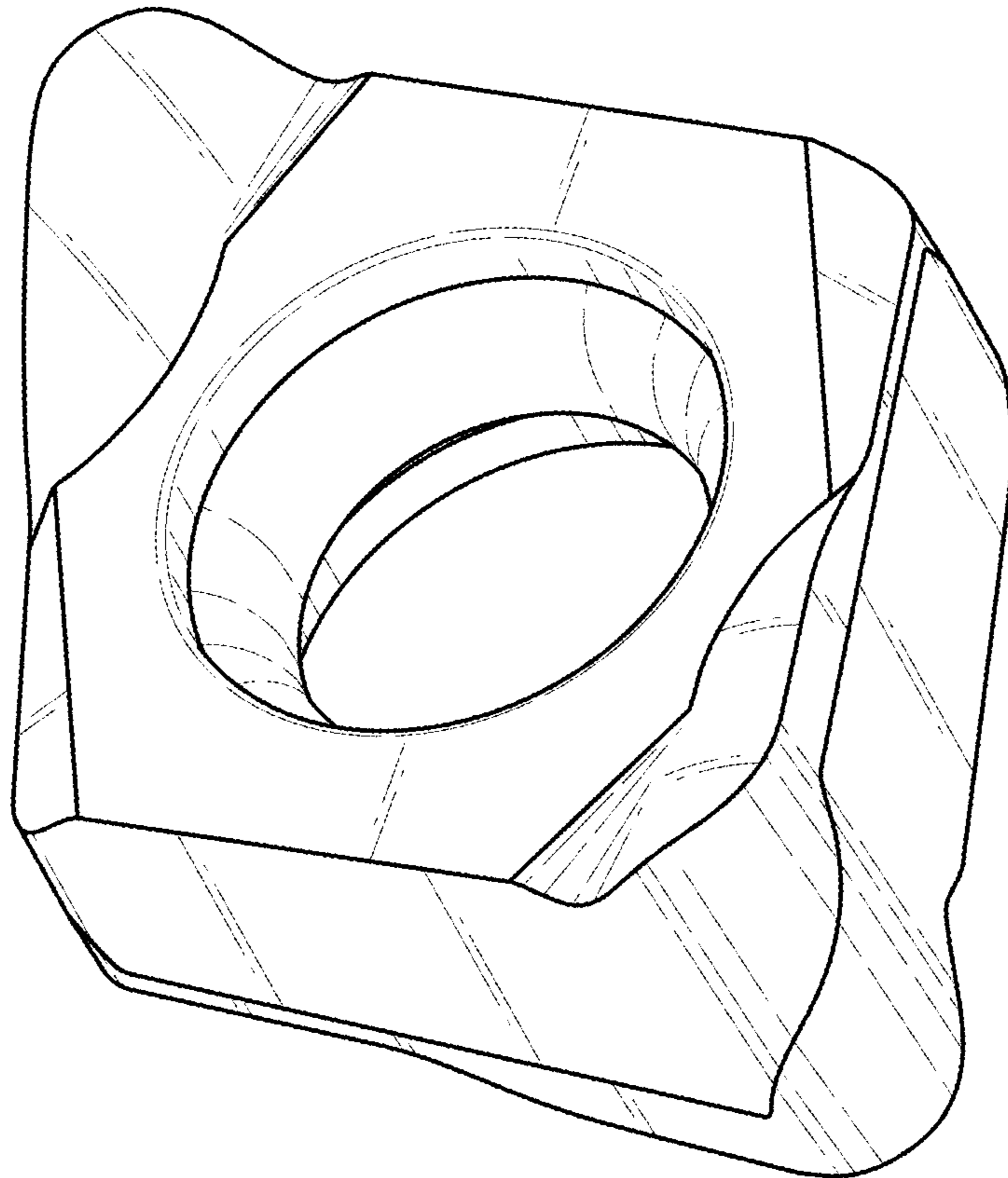
(56) **References Cited**

U.S. PATENT DOCUMENTS

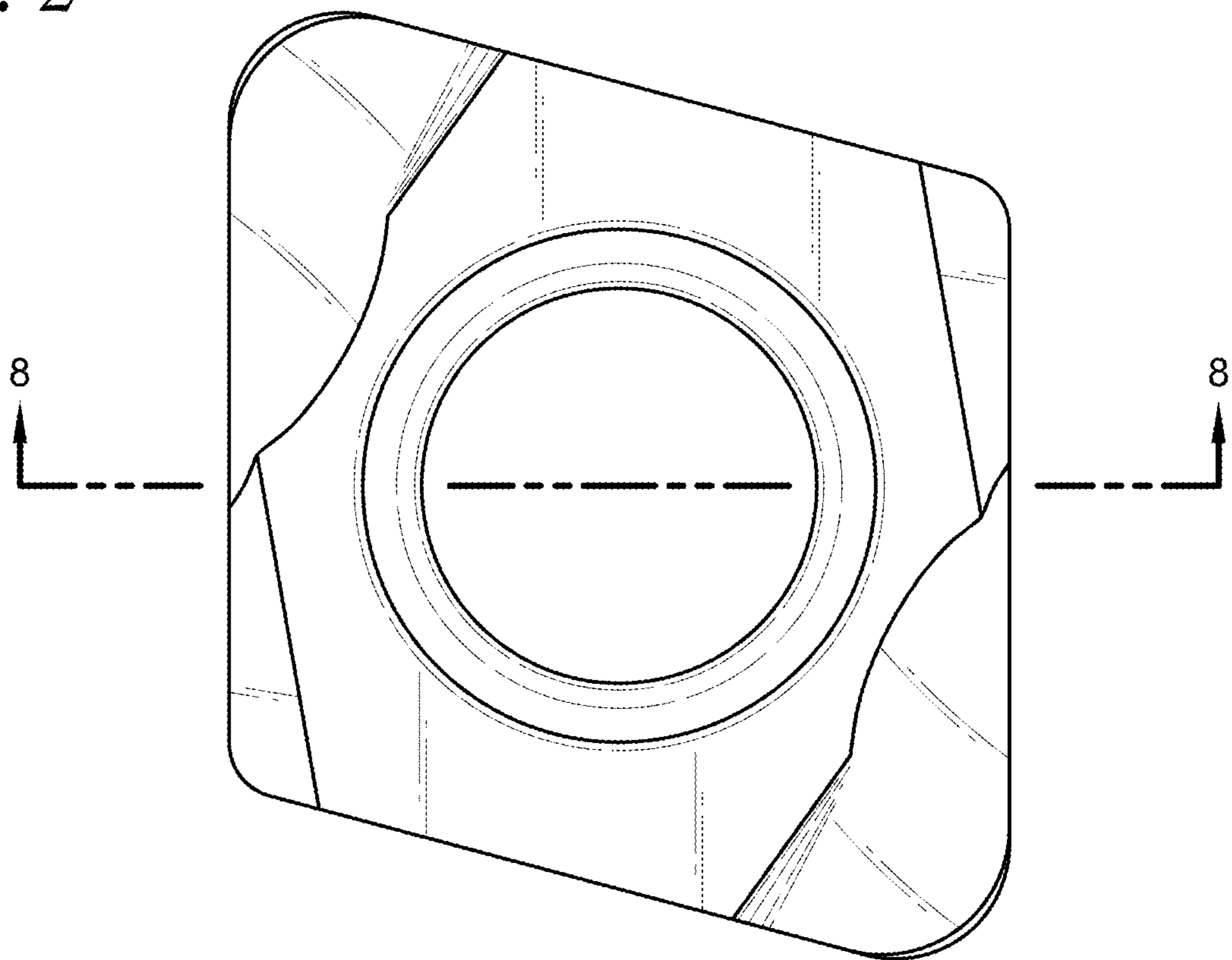
D890,233 S *	7/2020	Maeno	.....	D15/139
D890,235 S *	7/2020	Maeno	.....	D15/139
D891,490 S *	7/2020	Maeno	.....	D15/139
D898,085 S *	10/2020	Kim	.....	D15/139

\* cited by examiner

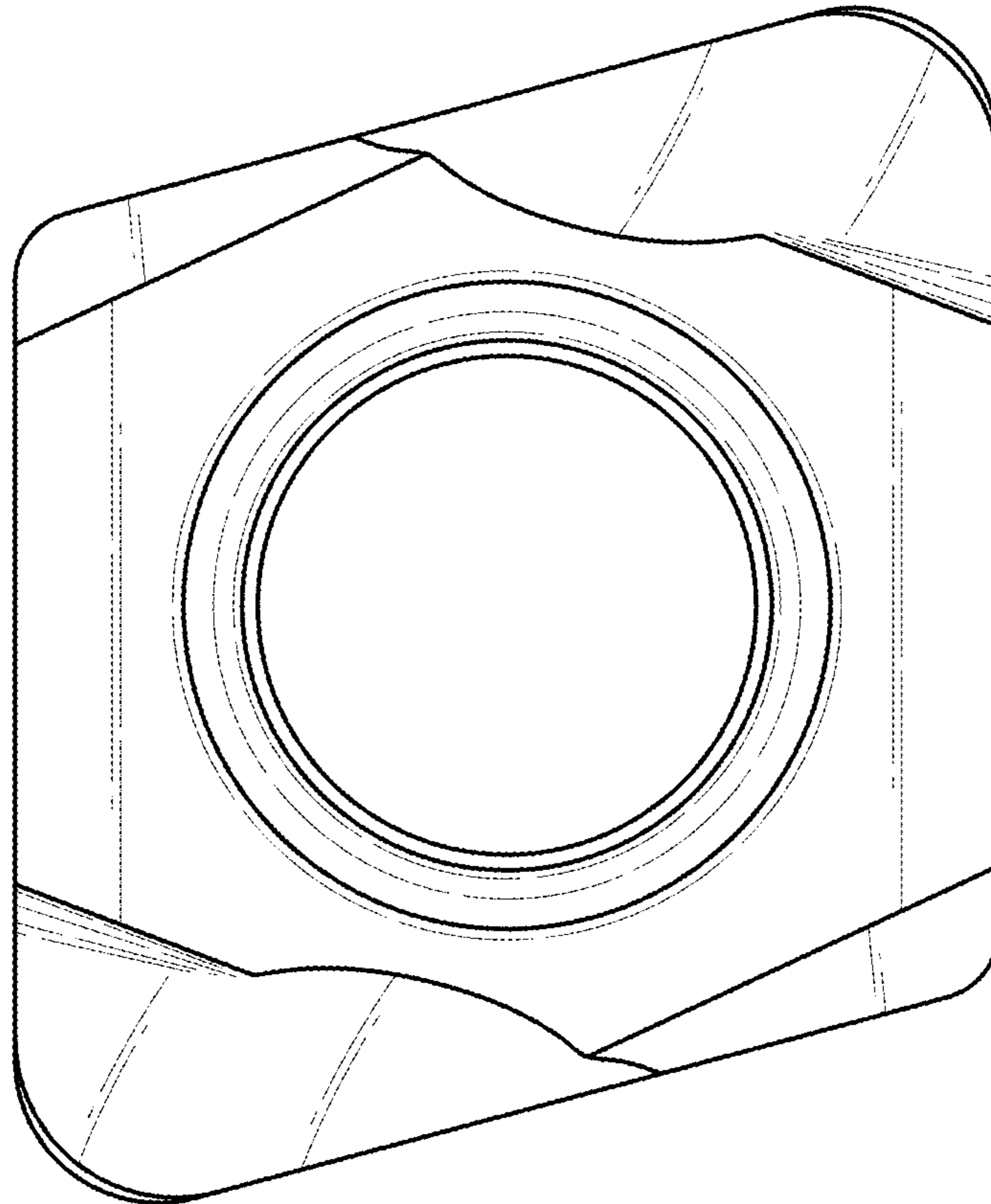
*Fig. 1*



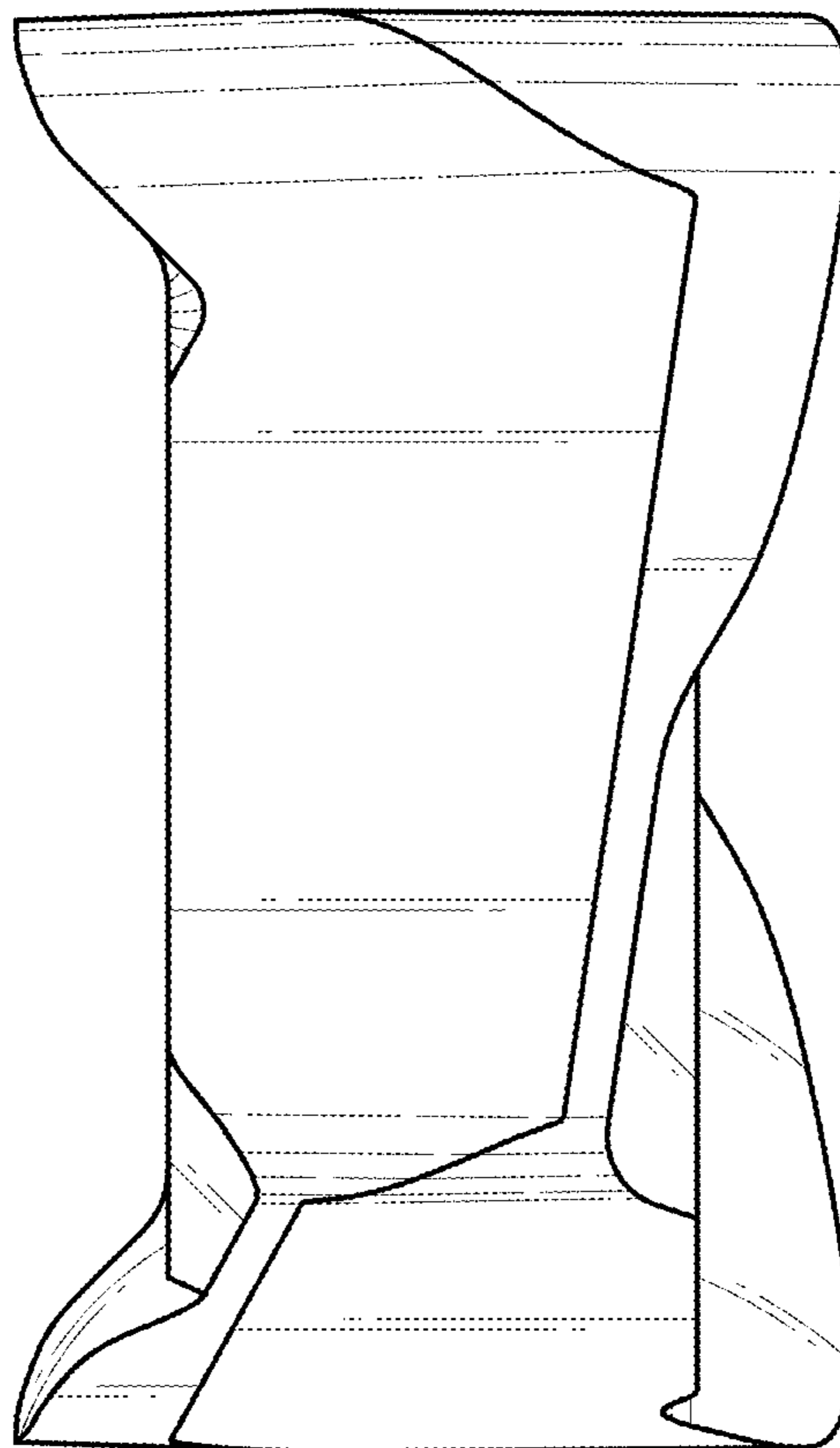
*Fig. 2*



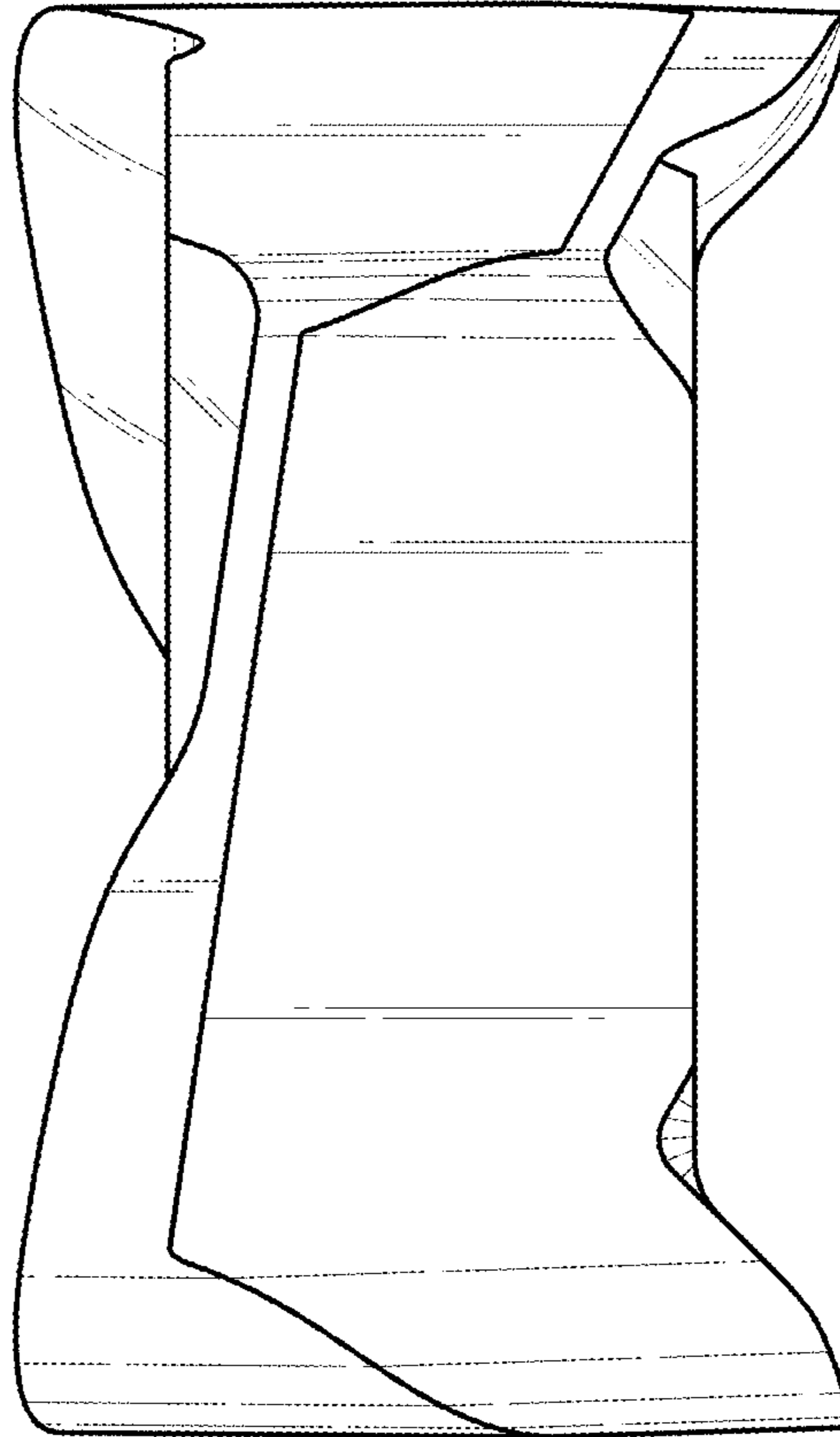
*Fig. 3*



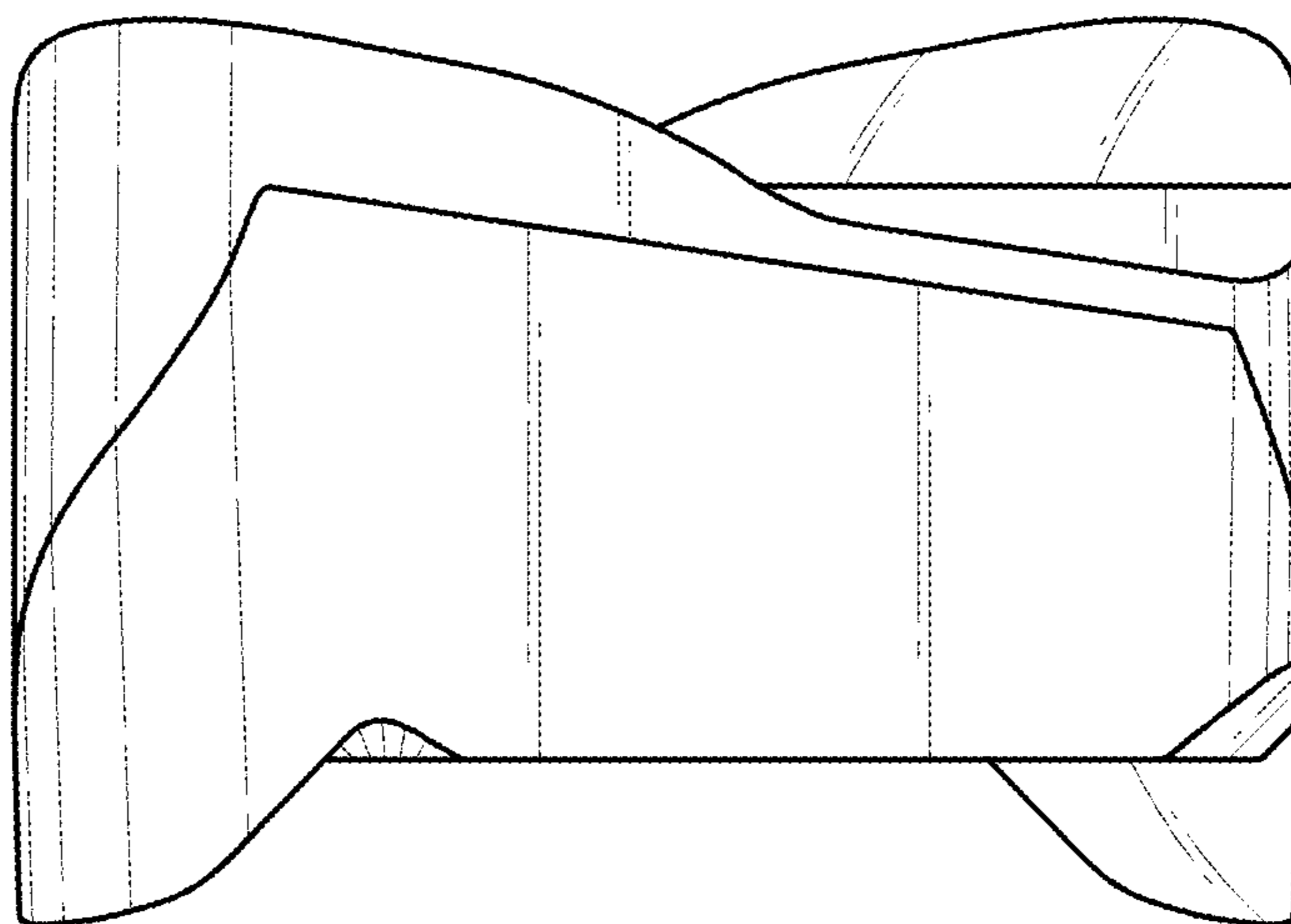
*Fig. 4*



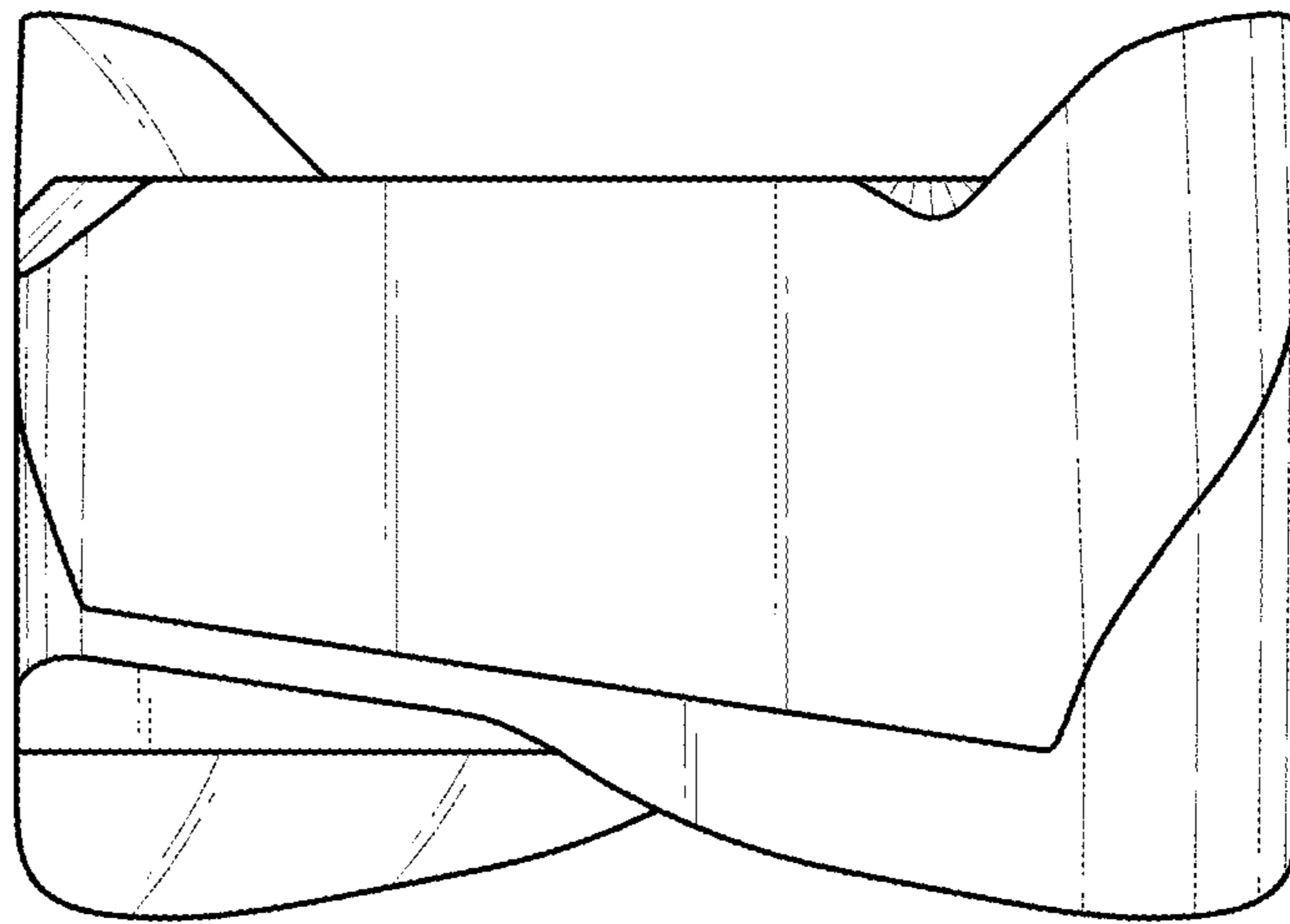
*Fig. 5*



*Fig. 6*



*Fig. 7*



*Fig. 8*

