



US00D921070S

(12) **United States Design Patent**  
**Baker**

(10) **Patent No.:** **US D921,070 S**  
(45) **Date of Patent:** **\*\* Jun. 1, 2021**

(54) **ABRASIVE WHEEL**

(71) Applicant: **BLACK & DECKER INC.**, New Britain, CT (US)

(72) Inventor: **Julia S. Baker**, Baltimore, MD (US)

(73) Assignee: **Black & Decker, Inc.**, New Britain, CT (US)

(\*\*) Term: **15 Years**

(21) Appl. No.: **29/703,387**

(22) Filed: **Aug. 27, 2019**

(51) **LOC (13) Cl.** ..... **15-09**

(52) **U.S. Cl.**  
USPC ..... **D15/126**

(58) **Field of Classification Search**  
USPC ..... D13/118, 133, 162, 182, 184, 199;  
D15/126, 138, 139, 140, 144.1, 144.2,  
(Continued)

(56) **References Cited**

**U.S. PATENT DOCUMENTS**

2,451,295 A \* 10/1948 Metzger ..... B24D 7/14  
451/548  
D552,313 S \* 10/2007 Caruso ..... D32/40  
(Continued)

**OTHER PUBLICATIONS**

Aloxide DC Grining Wheel, Posted on indiamart.com, no posted date given, no production date given, [online]m [site visited Nov. 6, 2020], available from internet, URL: <https://www.indiamart.com/proddetail/dc-grinding-wheel-20665328948.html> (Year: 2020).\*

(Continued)

*Primary Examiner* — Michael C Stout

*Assistant Examiner* — Fitzgerald L Butac

(74) *Attorney, Agent, or Firm* — Scott B. Markow

(57) **CLAIM**

The ornamental design for an abrasive wheel, as shown and described.

**DESCRIPTION**

The patent or application file contains at least one drawing executed in color. Copies of this patent or patent application publication with color drawing(s) will be provided by the Office upon request and payment of the necessary fee.

FIG. 1 is a front perspective view of a first embodiment of an abrasive wheel.

FIG. 2 is a front elevation view of the abrasive wheel of FIG. 1.

FIG. 3 is a rear elevation view of the abrasive wheel of FIG. 1.

FIG. 4 is a left plan view of the abrasive wheel of FIG. 1.

FIG. 5 is a right plan view of the abrasive wheel of FIG. 1.

FIG. 6 is a top plan view of the abrasive wheel of FIG. 1.

FIG. 7 is a bottom plan view of the abrasive wheel of FIG. 1.

FIG. 8 is a bottom perspective view of the abrasive wheel of FIG. 1.

FIG. 9 is a front perspective view of a second embodiment of an abrasive wheel.

FIG. 10 is a front elevation view of the abrasive wheel of FIG. 9.

FIG. 11 is a rear elevation view of the abrasive wheel of FIG. 9.

FIG. 12 is a left plan view of the abrasive wheel of FIG. 9.

FIG. 13 is a right plan view of the abrasive wheel of FIG. 9.

FIG. 14 is a top plan view of the abrasive wheel of FIG. 9.

FIG. 15 is a bottom plan view of the abrasive wheel of FIG. 9.

FIG. 16 is a bottom perspective view of the abrasive wheel of FIG. 9.

FIG. 17 is a front perspective view of a third embodiment of an abrasive wheel.

FIG. 18 is a front elevation view of the abrasive wheel of FIG. 17.

FIG. 19 is a rear elevation view of the abrasive wheel of FIG. 17.

FIG. 20 is a left plan view of the abrasive wheel of FIG. 17.

(Continued)

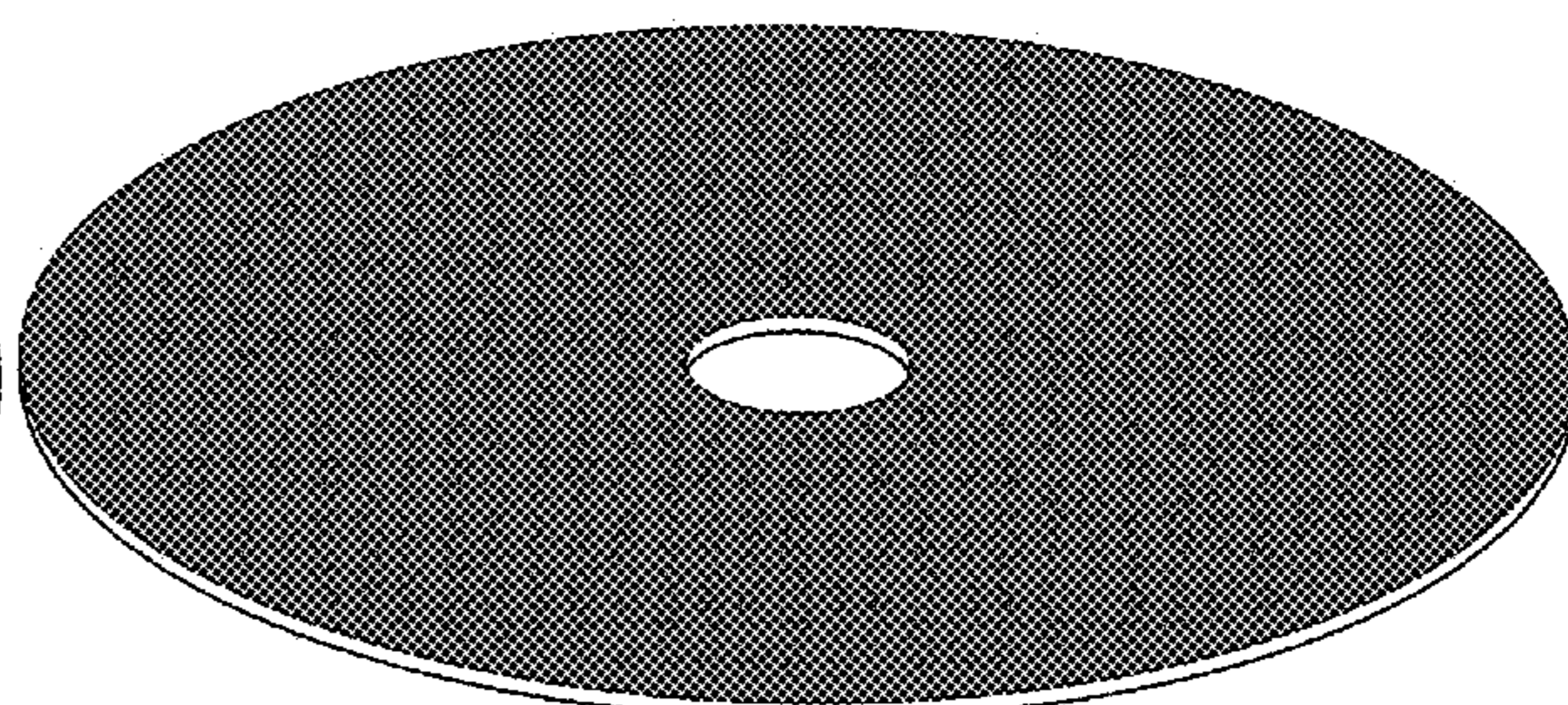
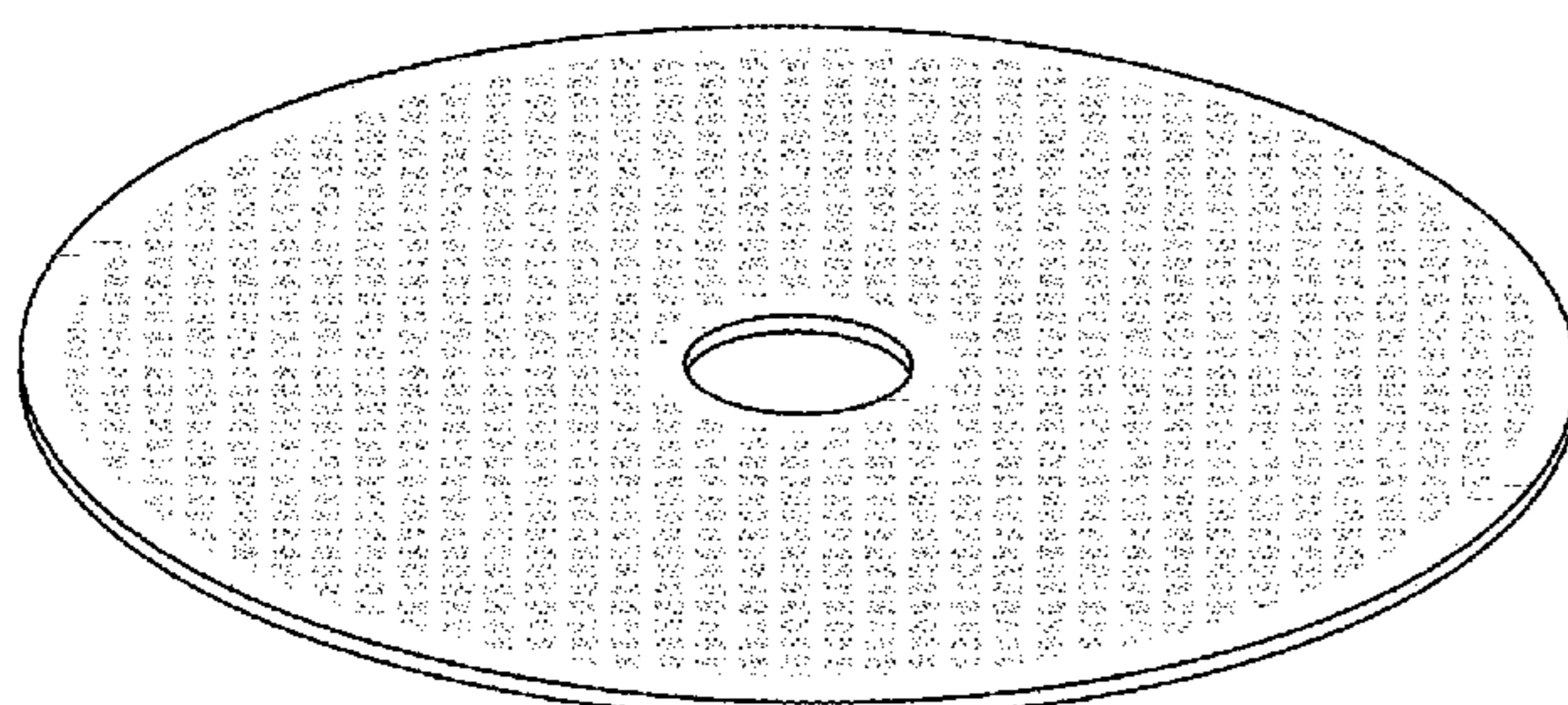


FIG. 21 is a right plan view of the abrasive wheel of FIG. 17.  
 FIG. 22 is a top plan view of the abrasive wheel of FIG. 17.  
 FIG. 23 is a bottom plan view of the abrasive wheel of FIG. 17.  
 FIG. 24 is a bottom perspective view of the abrasive wheel of FIG. 17.  
 FIG. 25 is a front perspective view of a fourth embodiment of an abrasive wheel.  
 FIG. 26 is a front elevation view of the abrasive wheel of FIG. 25.  
 FIG. 27 is a rear elevation view of the abrasive wheel of FIG. 25.  
 FIG. 28 is a left plan view of the abrasive wheel of FIG. 25.  
 FIG. 29 is a right plan view of the abrasive wheel of FIG. 25.  
 FIG. 30 is a top plan view of the abrasive wheel of FIG. 25.  
 FIG. 31 is a bottom plan view of the abrasive wheel of FIG. 25; and,  
 FIG. 32 is a bottom perspective view of the abrasive wheel of FIG. 25.  
 The broken lines show portions of an abrasive wheel that form no part of the claimed design.

**1 Claim, 24 Drawing Sheets  
 (6 of 24 Drawing Sheet(s) Filed in Color)**

(58) **Field of Classification Search**  
 USPC ..... D15/150, 199; D23/213; D24/232;  
                   D5/47, 53, 56, 58, 59, 61; D32/40;  
                   D8/14, 61, 90, 20  
 CPC ..... H01L 21/0226; H01L 21/02263; H01L  
                   21/02266; H01L 21/02269; H01L  
                   21/02271; H01L 21/67742; H01L  
                   2221/68363; H01L 2224/75186; H01L  
                   2224/76186; H01J 37/32633; H01J

37/32477; H01J 37/32623; H01J  
 37/32642; B24D 3/20; B24D 5/12; B24D  
 5/14; B24D 7/14

See application file for complete search history.

(56)

**References Cited**

U.S. PATENT DOCUMENTS

D582,618	S	*	12/2008	Caruso	.....	D32/40
D609,420	S	*	2/2010	Lafortezza	.....	D32/40
D655,469	S	*	3/2012	Millar	.....	D32/40
D657,103	S	*	4/2012	Wildeman	.....	D32/40
D657,513	S	*	4/2012	Wildeman	.....	D32/40
D843,073	S	*	3/2019	Lund	.....	D32/40
D843,672	S	*	3/2019	Hagen	.....	D32/40
D843,673	S	*	3/2019	Raithel	.....	D32/40
D854,768	S	*	7/2019	Nie	.....	D32/40
D859,767	S	*	9/2019	Wiand	.....	D32/40
D873,517	S	*	1/2020	Zu	.....	D32/40

OTHER PUBLICATIONS

Bosch Grinding Wheel, posted on indiamart.com, posted Jul. 2019, no production date given, [online], [site visited Nov. 6, 2020] available from internet, URL: <https://www.indiamart.com/proddetail/bosch-grinding-wheel-d-c-wheel-21433415597.html> (Year: 2019).\*

Cubitron Flexible Grinding Wheel, posted on sg.electgo.com, posted Jun. 11, 2020, no production date given, [online], [site visited Nov. 6, 2020], available from internet, URL: <https://sg.electgo.com/products/14437%20Cubitron%E2%84%A2%20II%20Flexible%20Grinding%20Wheel> (Year: 2020).\*

Black & Decker Abrasive Wheel, posted on overstock.com, no posted date given, no production date given, [online], [site visited Nov. 6, 2020], available from internet, URL: <https://www.overstock.com/Home-Garden/Black-Decker-DWLT-7-Mason-Abrasive-Wheel-DWA3502-Unit-EACH-Contains-25-per-case/17565025> (Year: 2020).\*

\* cited by examiner



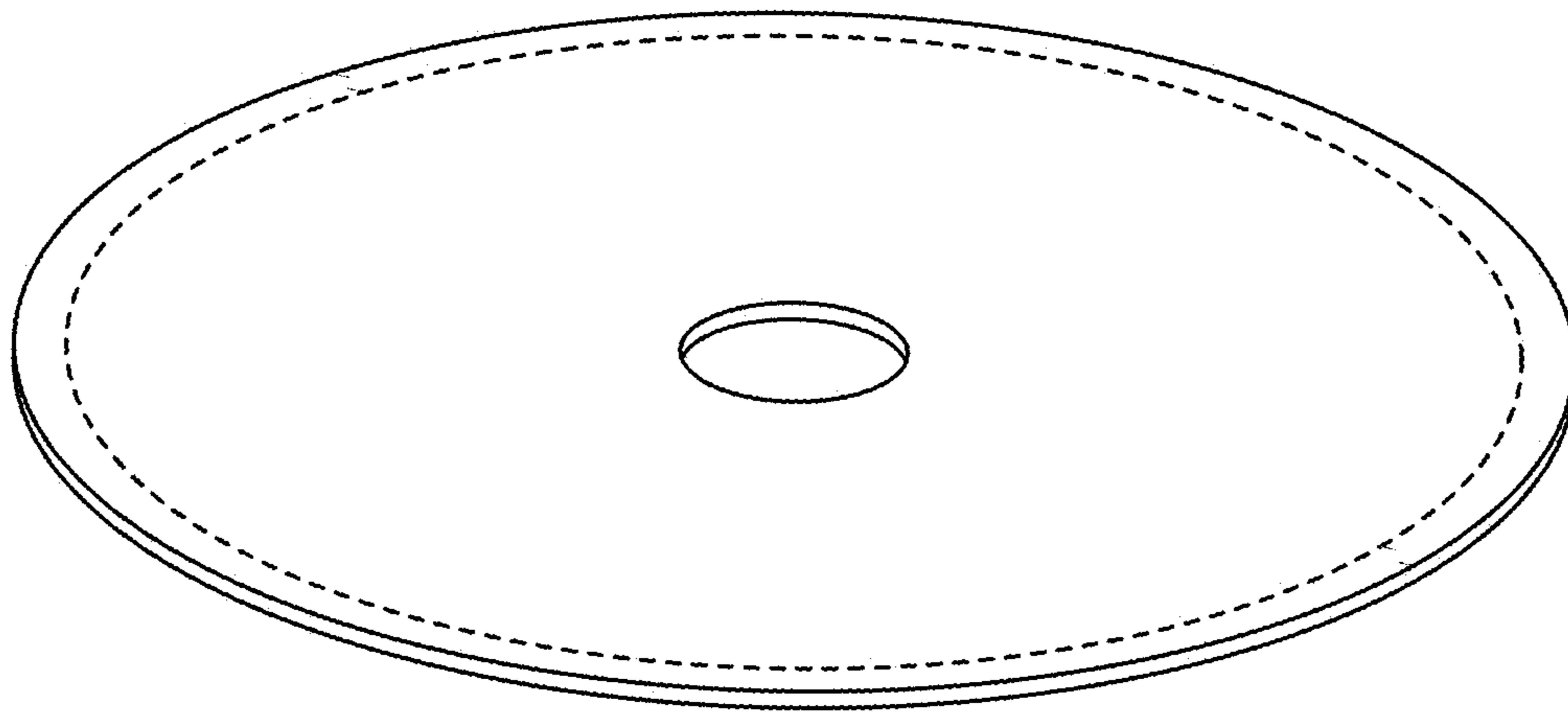


FIG. 1

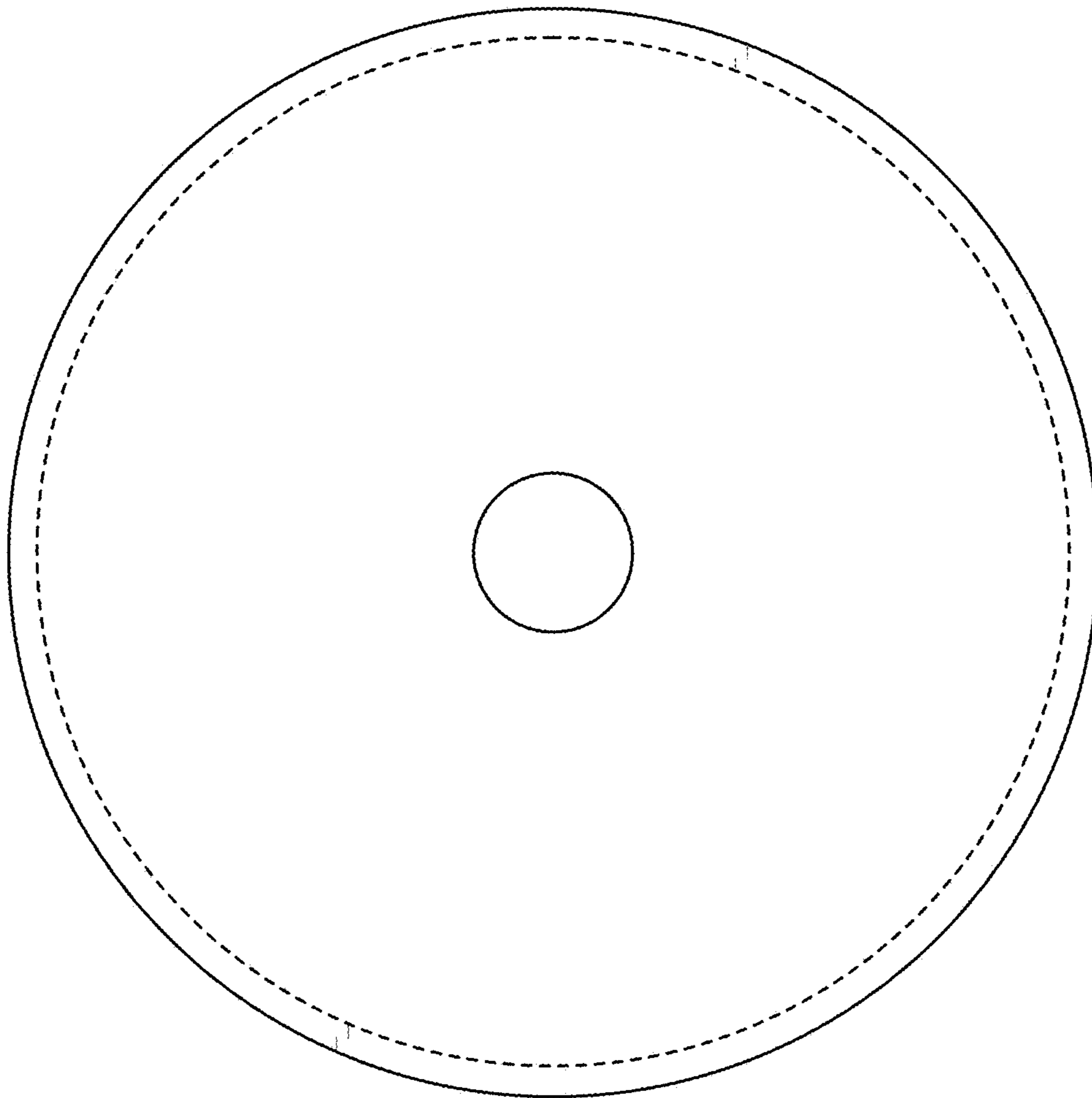


FIG. 2




FIG. 3



FIG. 4



FIG. 5




FIG. 6



FIG. 7

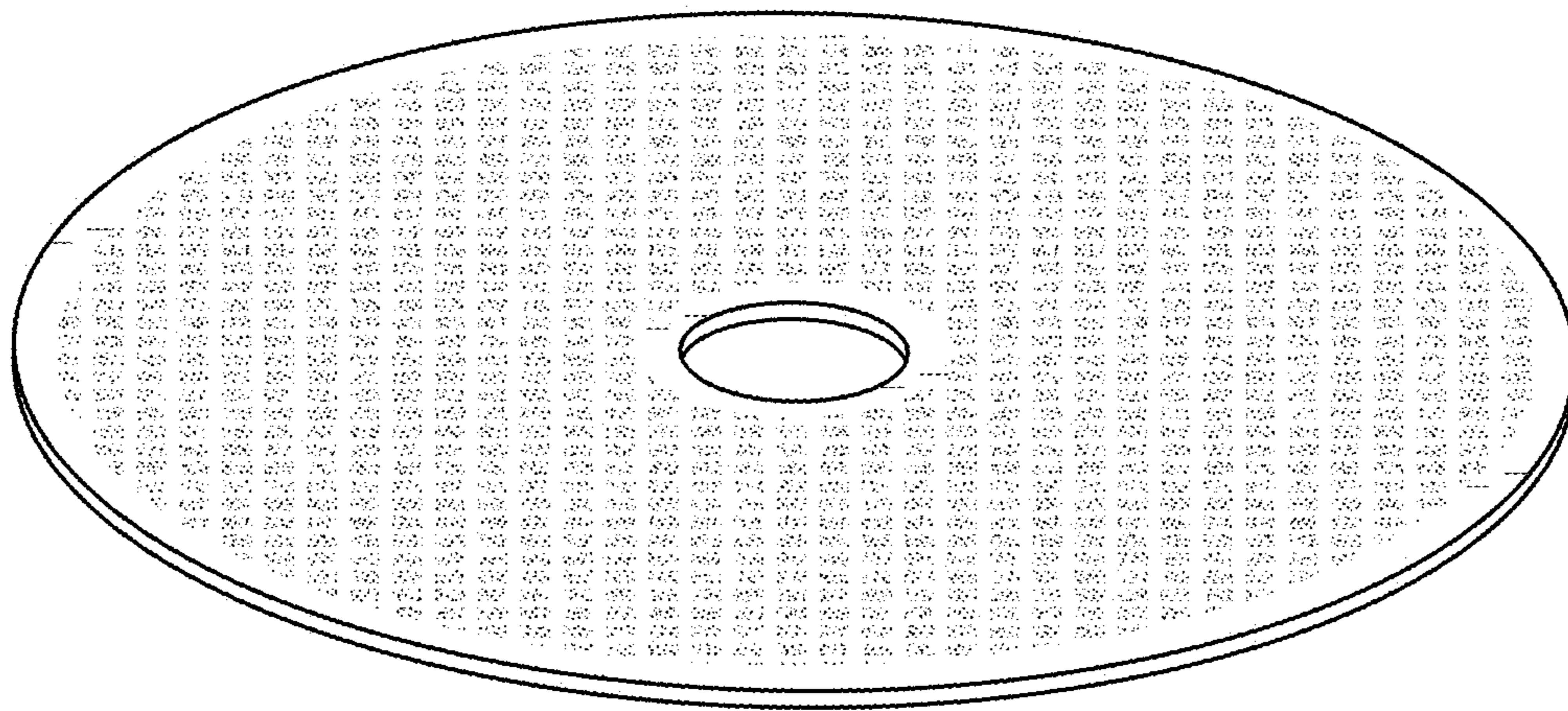


FIG. 8



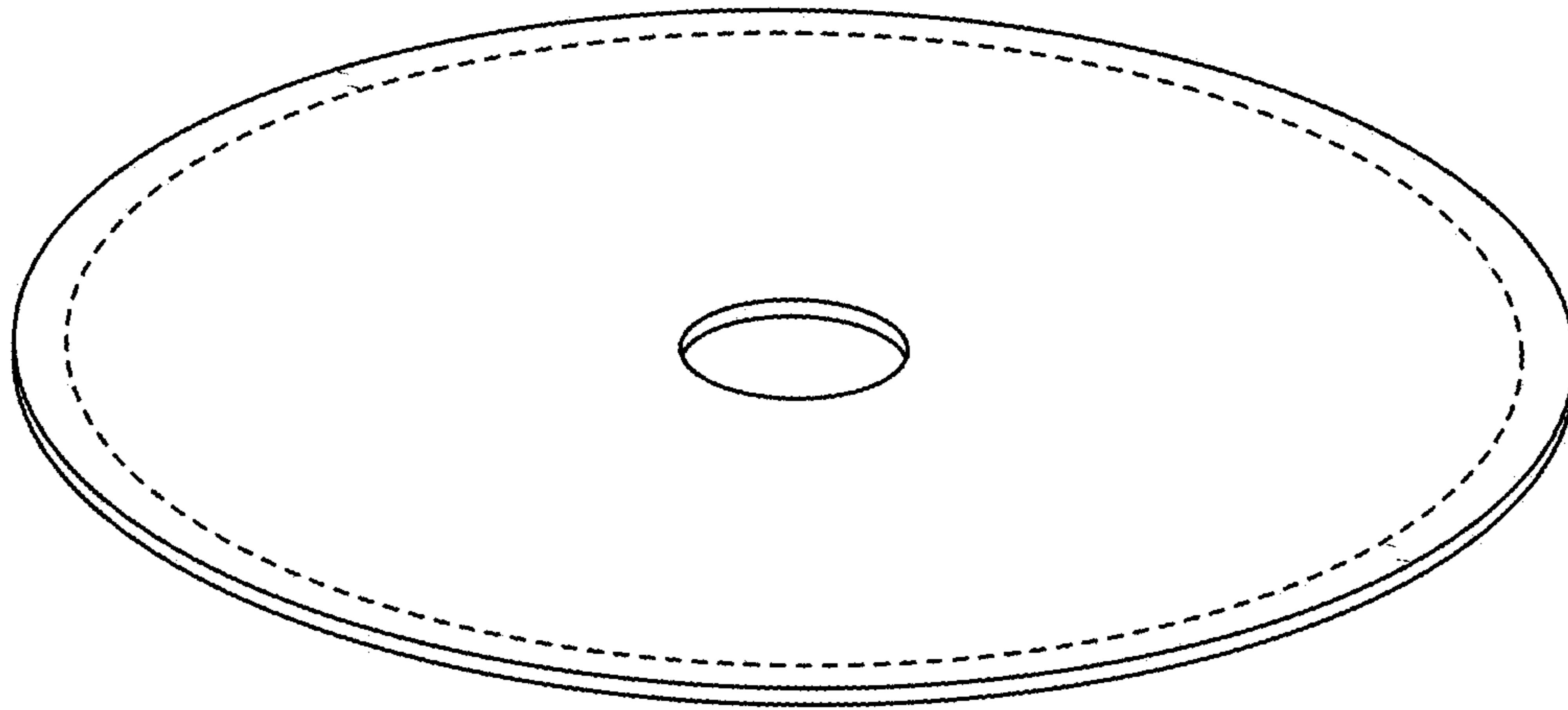


FIG. 9

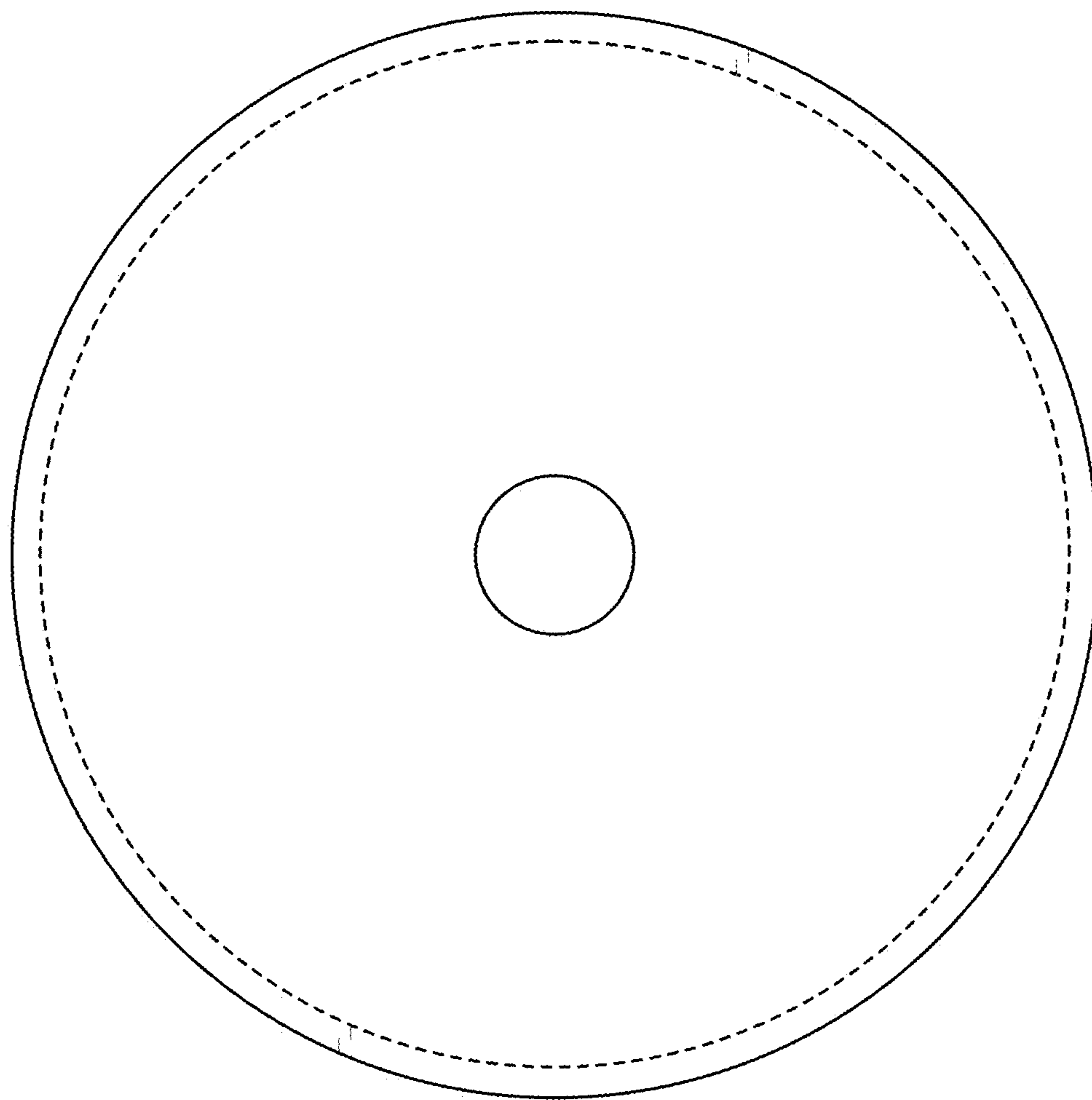


FIG. 10






FIG. 11





FIG. 12



FIG. 13






FIG. 14




FIG. 15

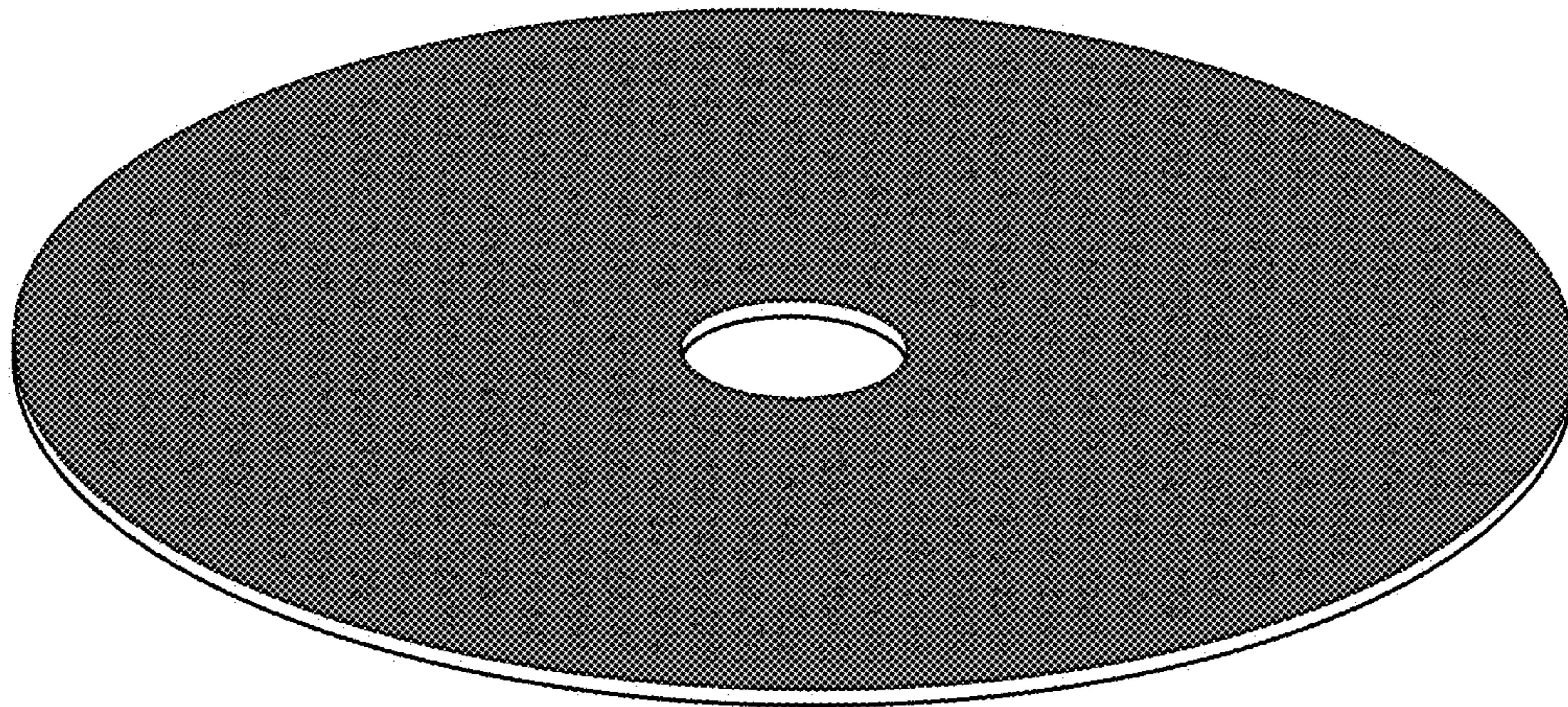


FIG. 16

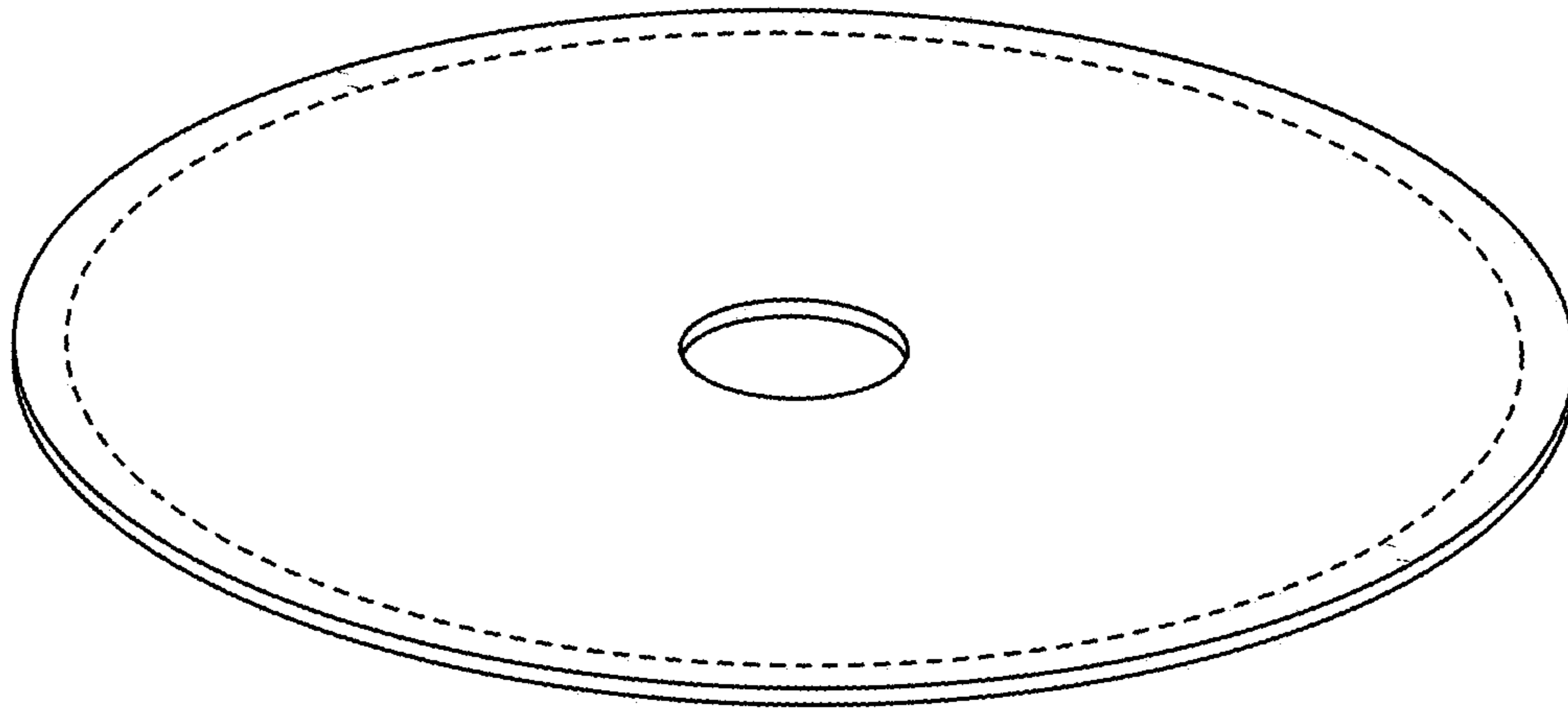


FIG. 17

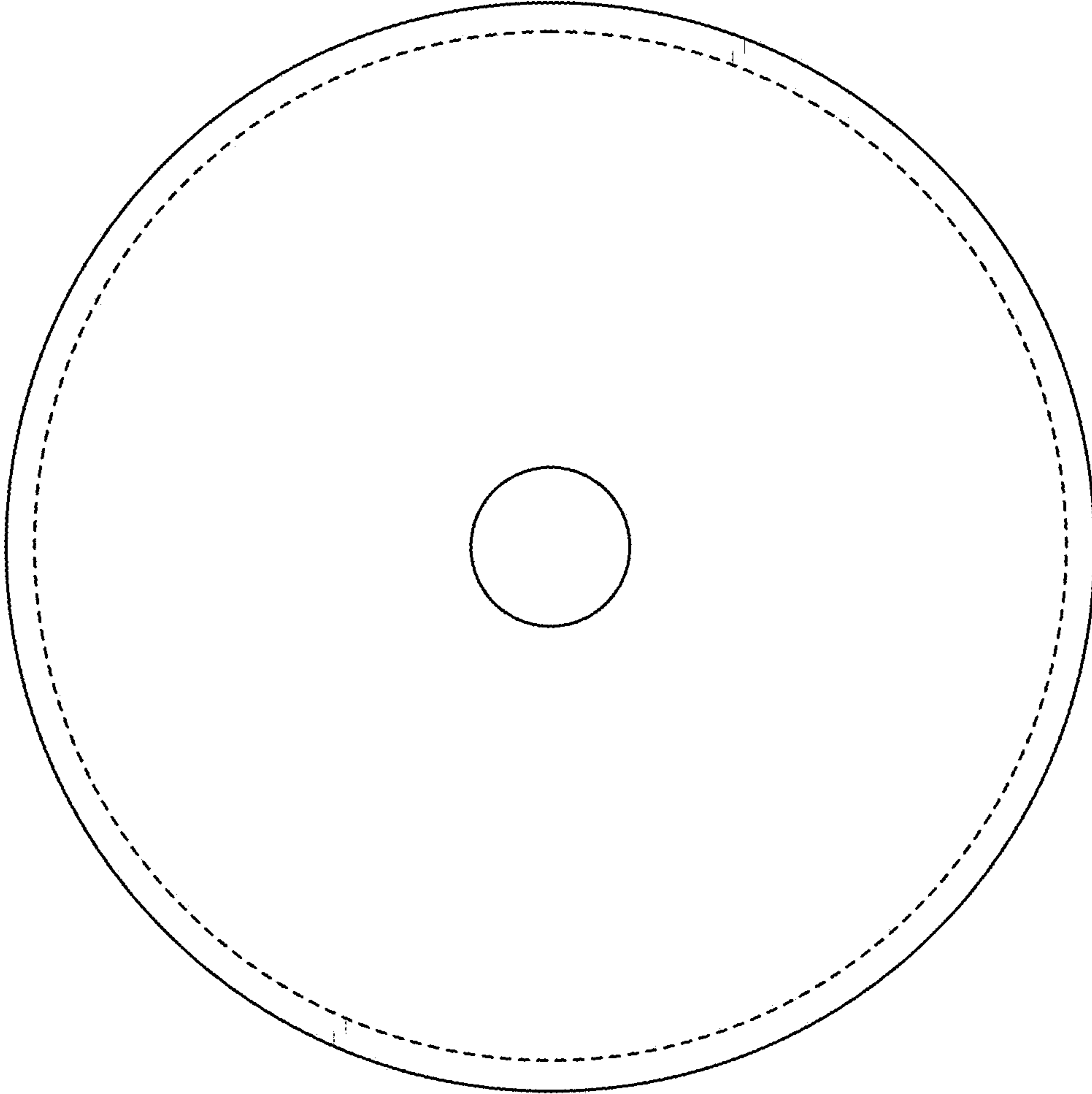


FIG. 18






FIG. 19



FIG. 20



FIG. 21




FIG. 22




FIG. 23



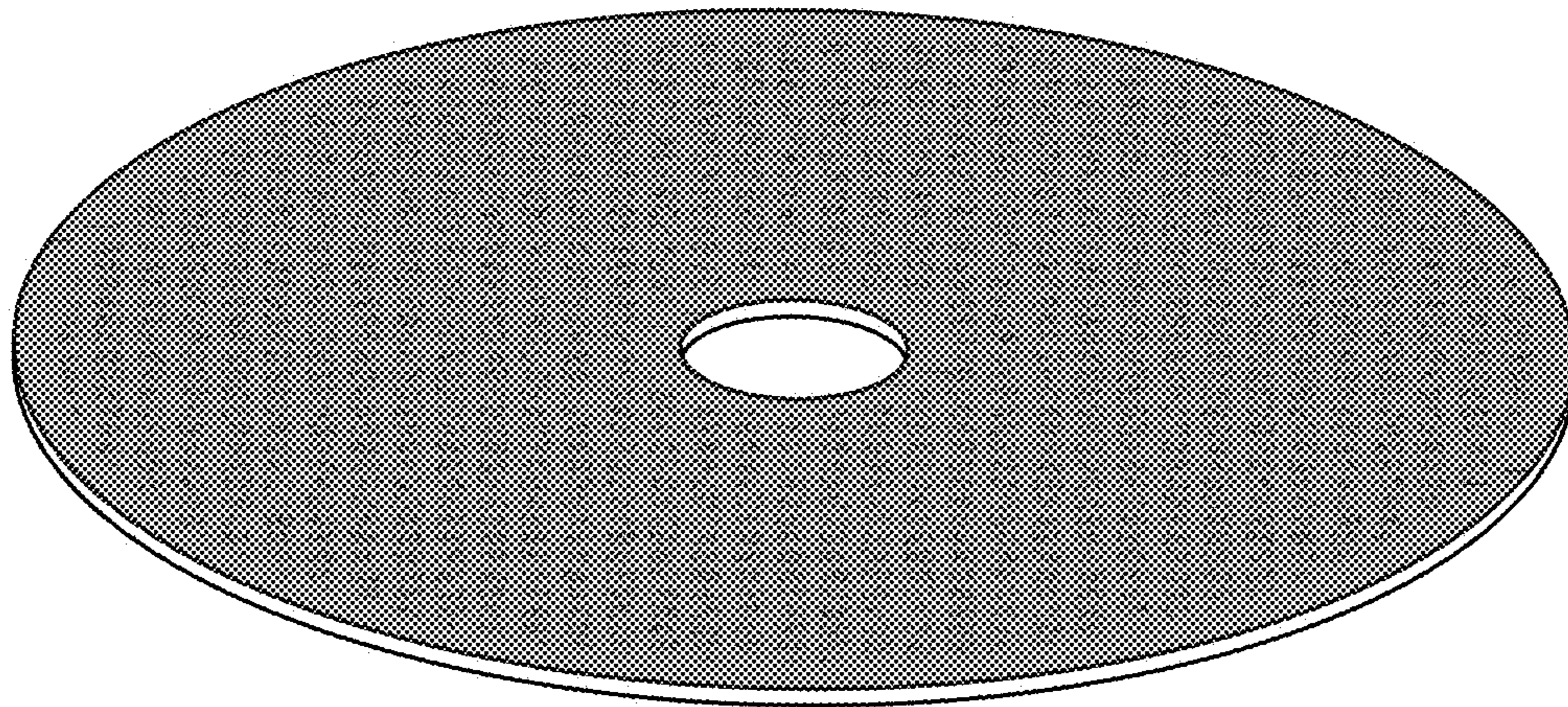


FIG. 24



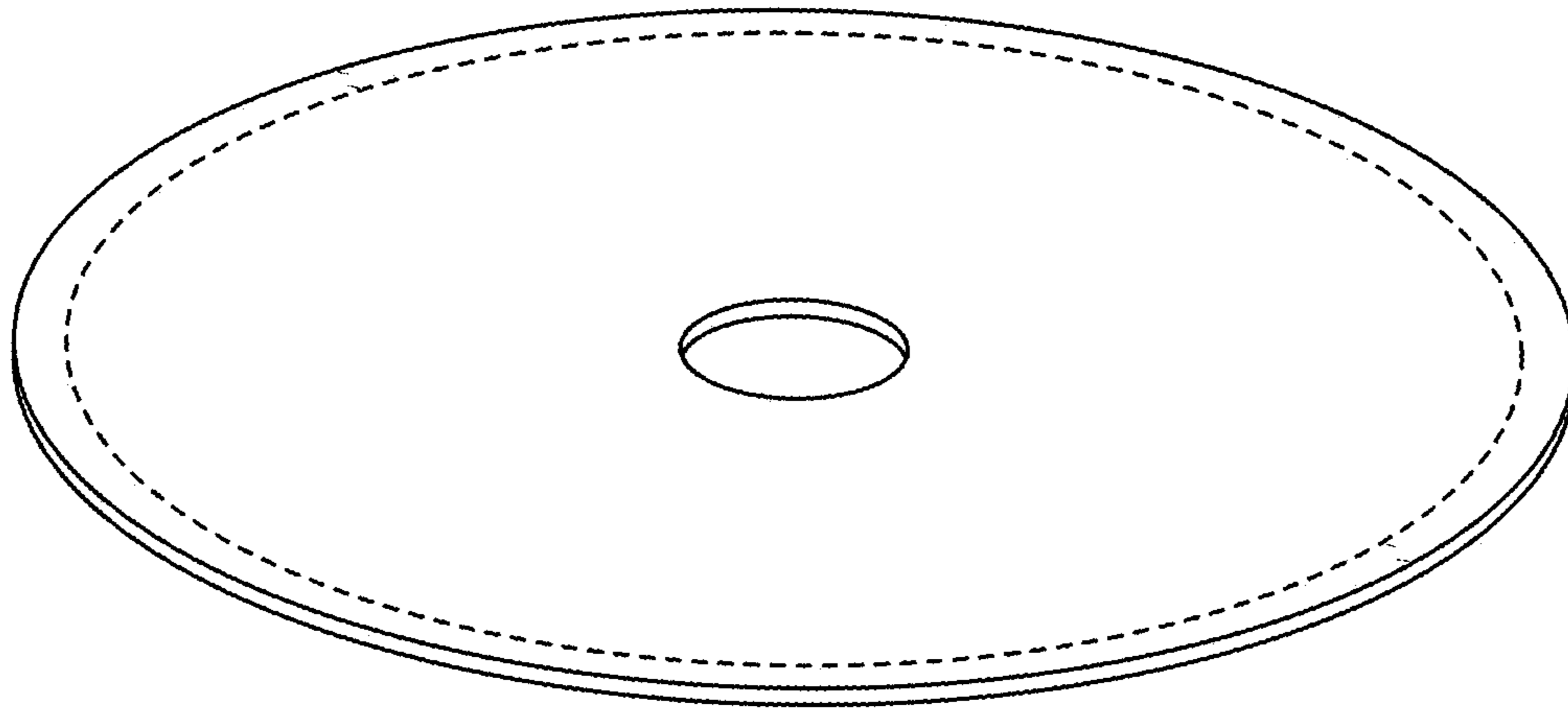


FIG. 25

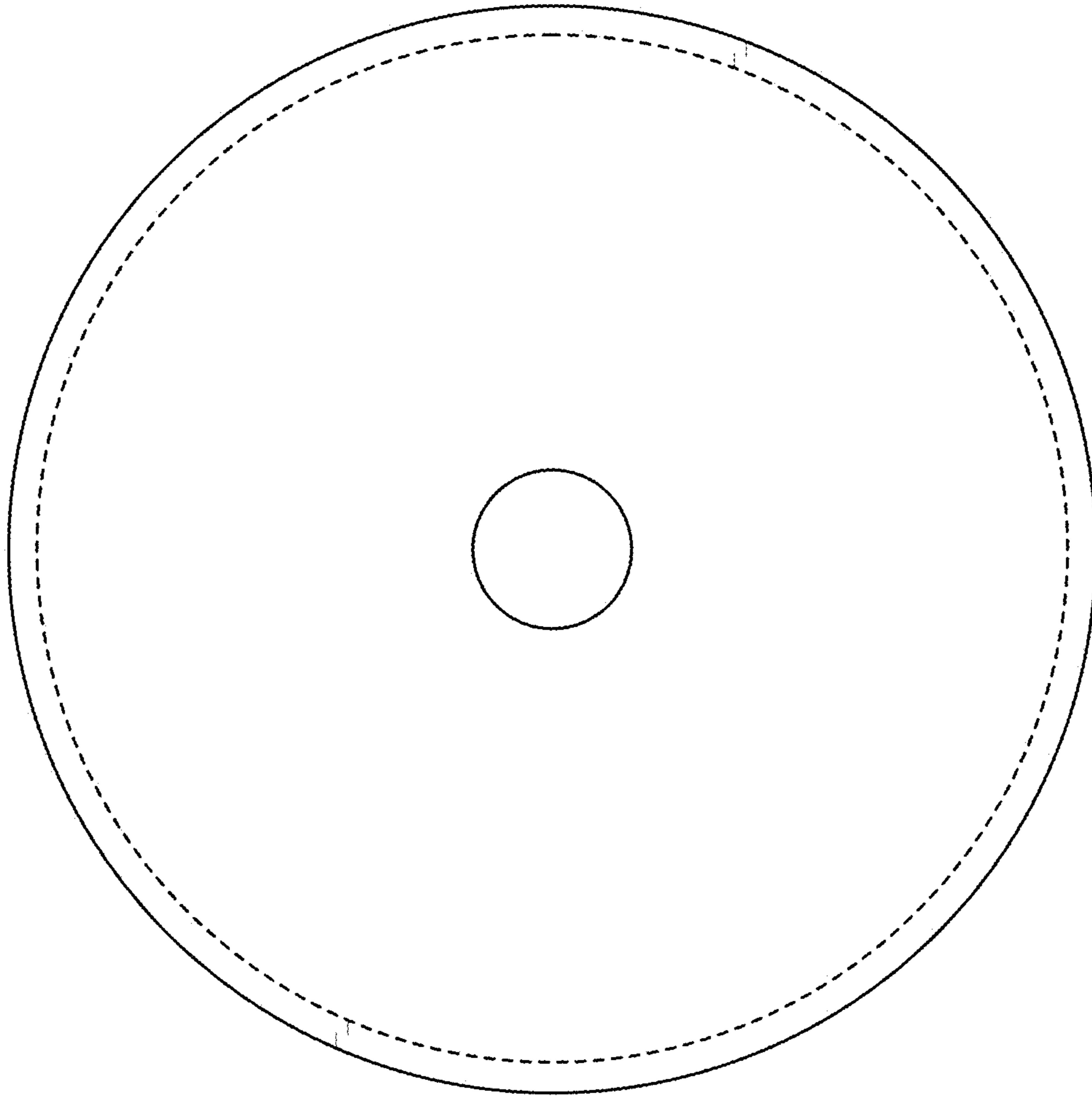


FIG. 26






FIG. 27





FIG. 28



FIG. 29






FIG. 30




FIG. 31

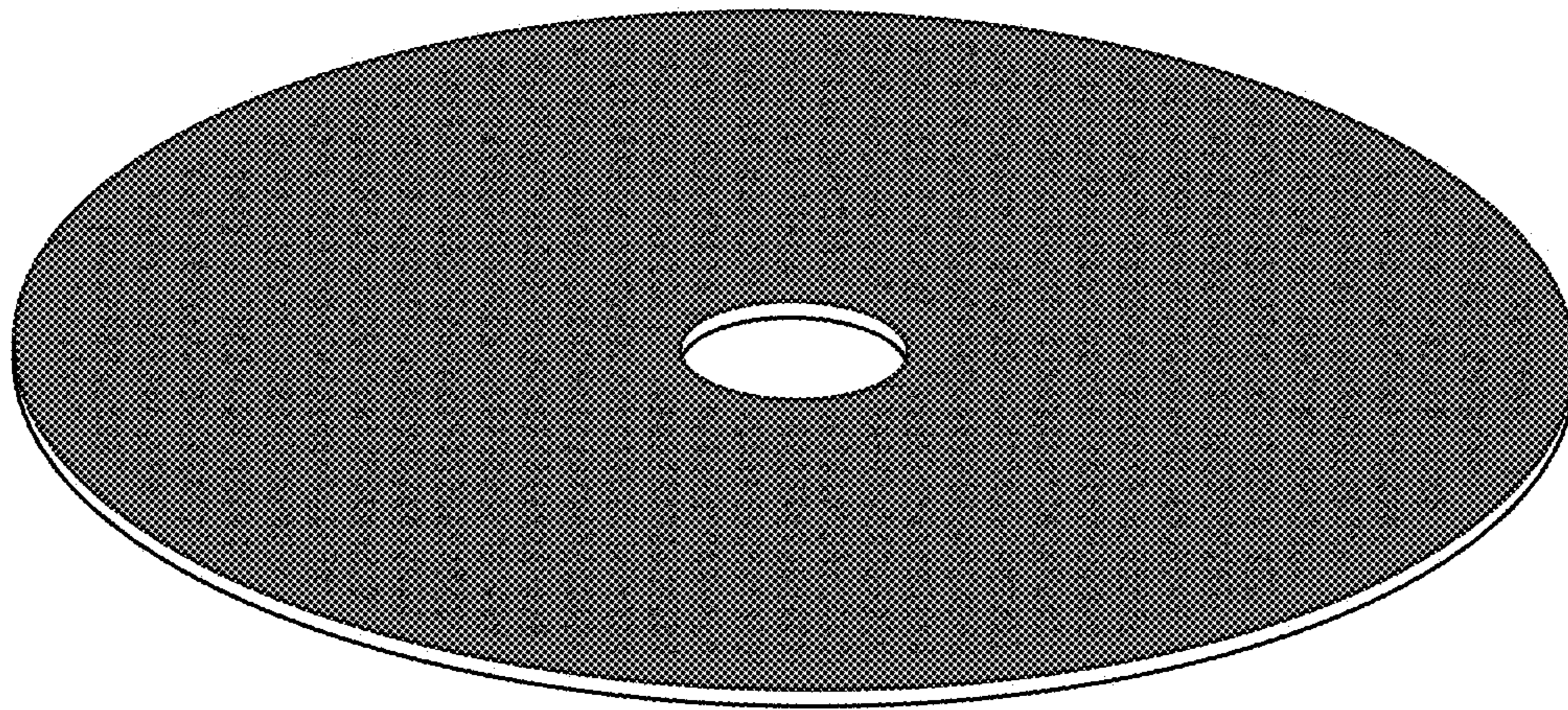


FIG. 32