



US00D921062S

(12) **United States Design Patent**
Lee et al.

(10) **Patent No.:** **US D921,062 S**
(45) **Date of Patent:** **** Jun. 1, 2021**

(54) **REFRIGERATOR**

(71) Applicant: **SAMSUNG ELECTRONICS CO., LTD.**, Suwon-si (KR)

(72) Inventors: **Seonju Lee**, Suwon-si (KR);
Cheolwoong Seo, Suwon-si (KR);
Sanghyun Lee, Suwon-si (KR)

(73) Assignee: **SAMSUNG ELECTRONICS CO., LTD.**, Gyeonggi-do (KR)

(**) Term: **15 Years**

(21) Appl. No.: **29/724,167**

(22) Filed: **Feb. 13, 2020**

(30) **Foreign Application Priority Data**

Sep. 4, 2019 (KR) 30-2019-0042720

(51) **LOC (13) Cl.** **15-07**

(52) **U.S. Cl.**
USPC **D15/85**

(58) **Field of Classification Search**
USPC D15/79, 80, 81, 82, 83, 84, 85, 86, 87,
D15/88, 89, 90, 91
CPC F25C 2400/10; F25D 2400/10; F25D
2400/12; F25D 2400/14; F25D 2400/18;
G05B 2219/2654; G09F 23/0058; Y10S
292/71

See application file for complete search history.

(56) **References Cited**

U.S. PATENT DOCUMENTS

D529,934 S * 10/2006 Becke D15/87
D529,935 S * 10/2006 Becke D15/87
D562,853 S * 2/2008 Esteve D15/87
D579,032 S * 10/2008 Nehring D15/81
D602,051 S * 10/2009 Yalcin D15/87
D614,677 S * 4/2010 Seo D15/86
D681,694 S * 5/2013 Meda D15/85
D699,767 S * 2/2014 Yoon-Jung D15/85

D715,334 S * 10/2014 Sin D15/81
D729,853 S * 5/2015 Hwang D15/85
D734,372 S * 7/2015 Hwang D15/81
(Continued)

FOREIGN PATENT DOCUMENTS

CN 304927041 S 12/2018
KR 300673693 S 12/2012
(Continued)

OTHER PUBLICATIONS

“24 in. 12.7 cu. ft. Bottom Freezer Refrigerator [. . .]” [online].
Whirlpool. [Retrieved on Jan. 30, 2021], Retrieved from the Inter-
net: <<https://www.homedepot.com/p/Whirlpool-24-in-12-7-cu-ft-Bottom-Freezer-Refrigerator-in-Fingerprint-Resistant-Stainless-Counter-Depth-WRB543CMJZ/312842804>>.*

Primary Examiner — Mojtaba Tehrani

(74) *Attorney, Agent, or Firm* — Cantor Colburn LLP

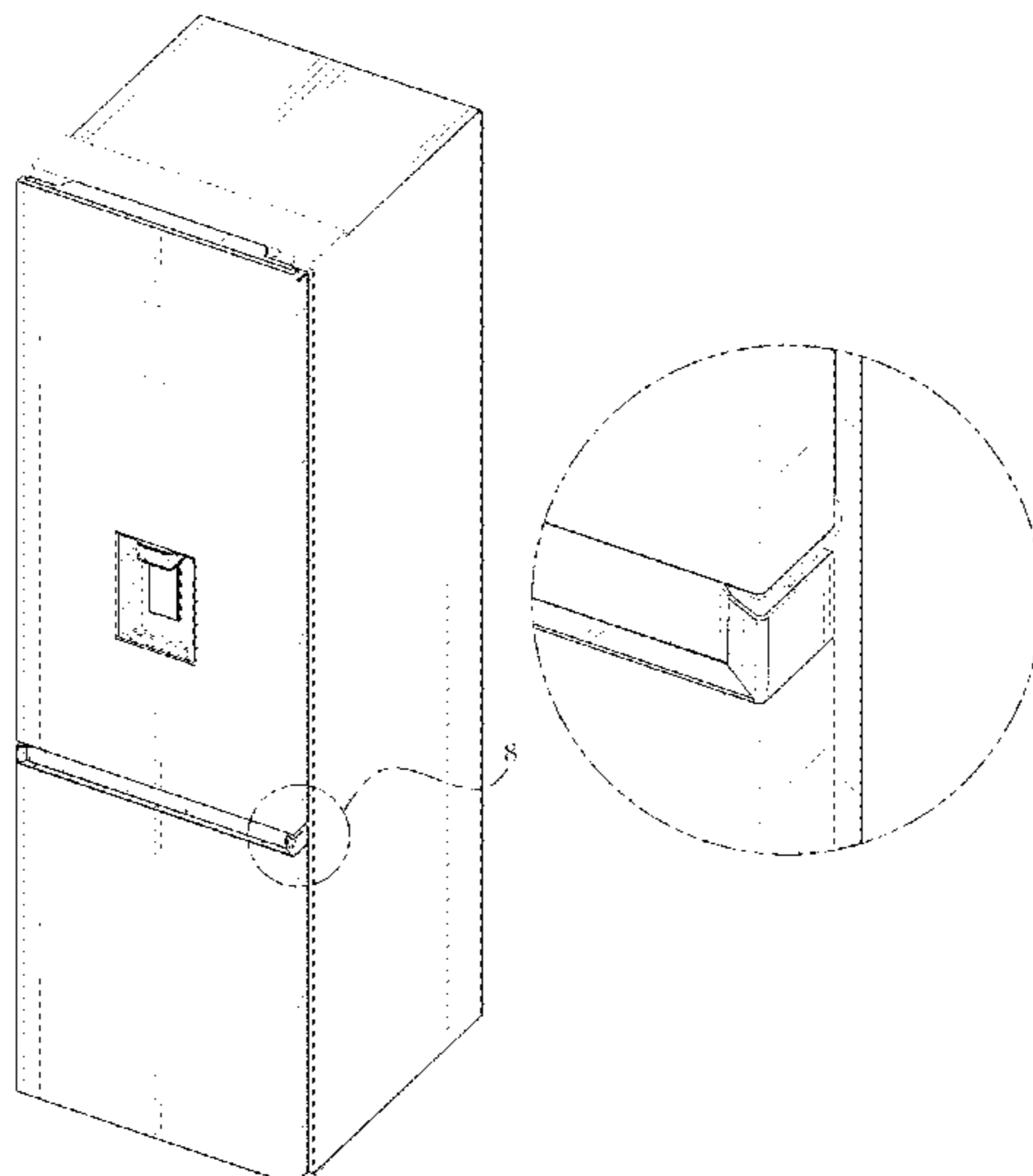
(57) **CLAIM**

The ornamental design for a refrigerator, as shown and described.

DESCRIPTION

FIG. 1 is a perspective view of a refrigerator showing our new design;
FIG. 2 is a front view thereof;
FIG. 3 is a rear view thereof;
FIG. 4 is a left side view thereof;
FIG. 5 is a right side view thereof;
FIG. 6 is a top view thereof;
FIG. 7 is a bottom view thereof; and,
FIG. 8 is an enlarged view of encircled portion 8 of FIG. 1.
The broken lines illustrating portions of the refrigerator form no part of the claimed design.
The dot-dot-dash broken lines encircling enlargement portions of the design form no part of the claimed design.

1 Claim, 8 Drawing Sheets



(56)

References Cited

U.S. PATENT DOCUMENTS

D735,779 S * 8/2015 Hwang D15/81
D735,780 S * 8/2015 Hwang D15/81
D735,781 S * 8/2015 Hwang D15/81
D807,408 S * 1/2018 Kim D15/81
D822,722 S * 7/2018 Lee D15/88
D825,619 S * 8/2018 Lee D15/81
D892,873 S * 8/2020 Park D15/85
D894,976 S * 9/2020 Park D15/85
D905,130 S * 12/2020 Yeo D15/86
D908,748 S * 1/2021 Lee D15/91
2009/0031751 A1* 2/2009 Ayvazoglu F25C 5/22
62/344

FOREIGN PATENT DOCUMENTS

KR 300691354 S 5/2013
KR 300743414 S 5/2017
WO DM074271 8/2010

* cited by examiner

FIG. 1

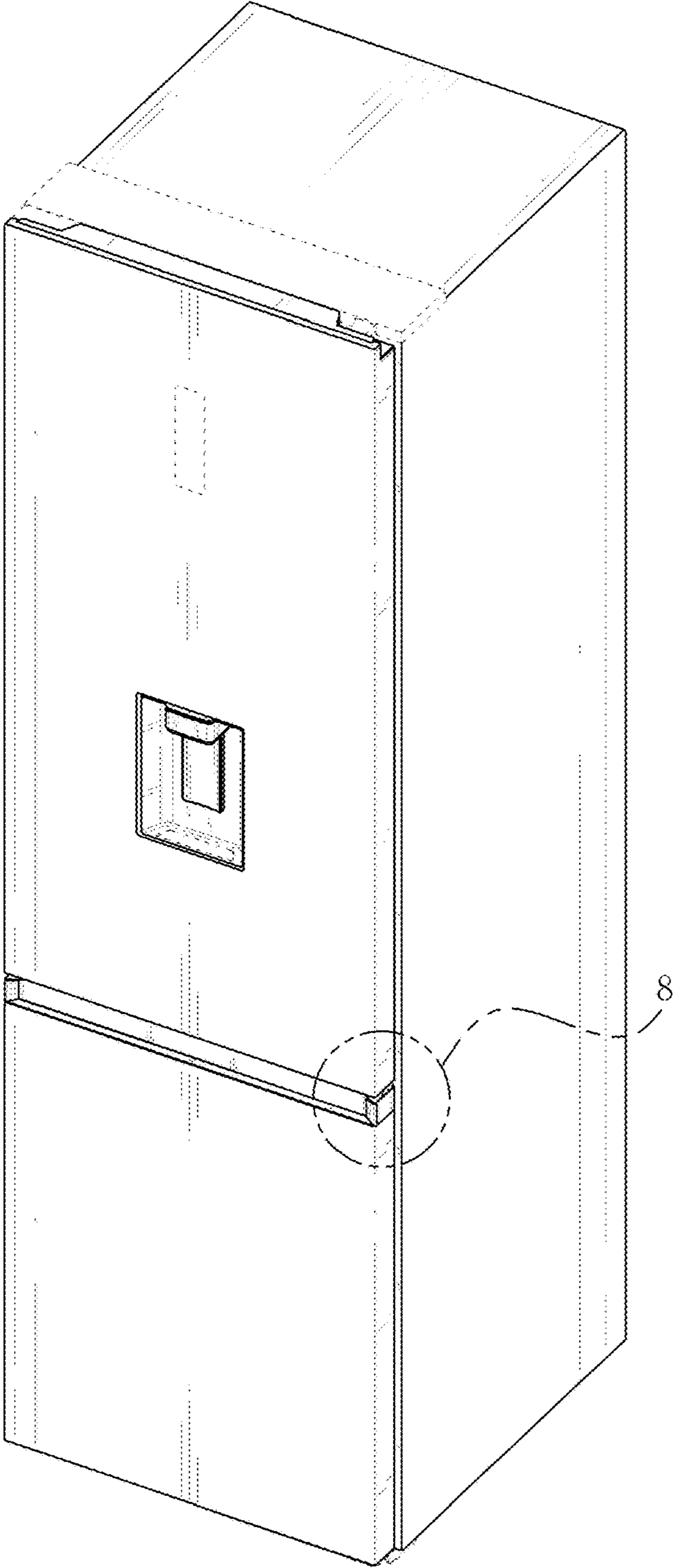


FIG. 2

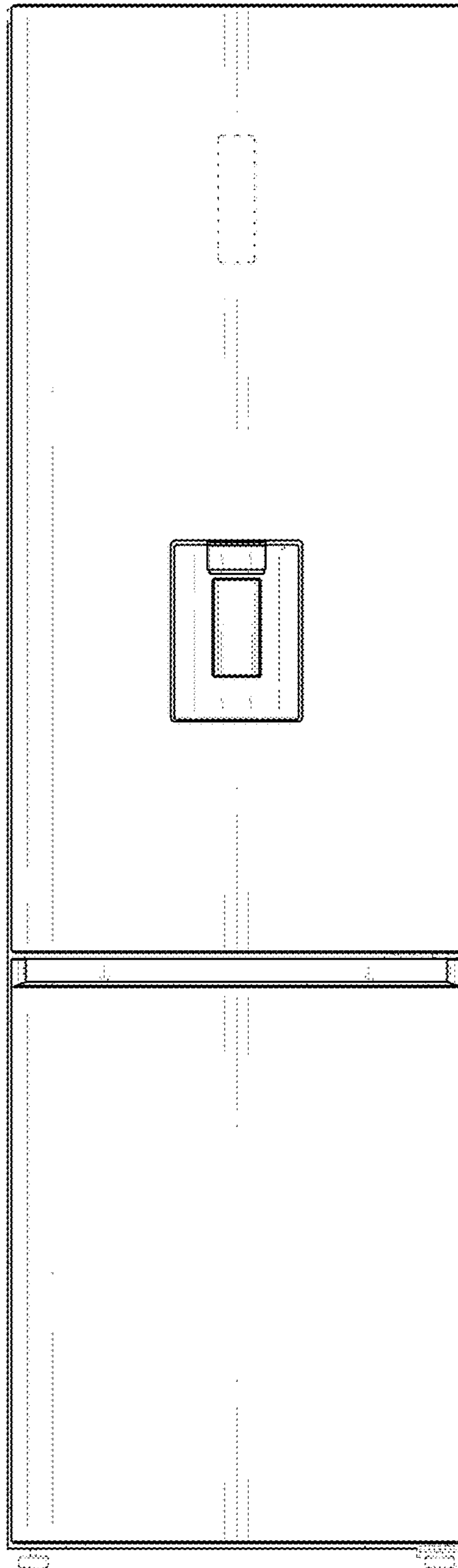


FIG. 3




FIG. 4




FIG. 5




FIG. 6

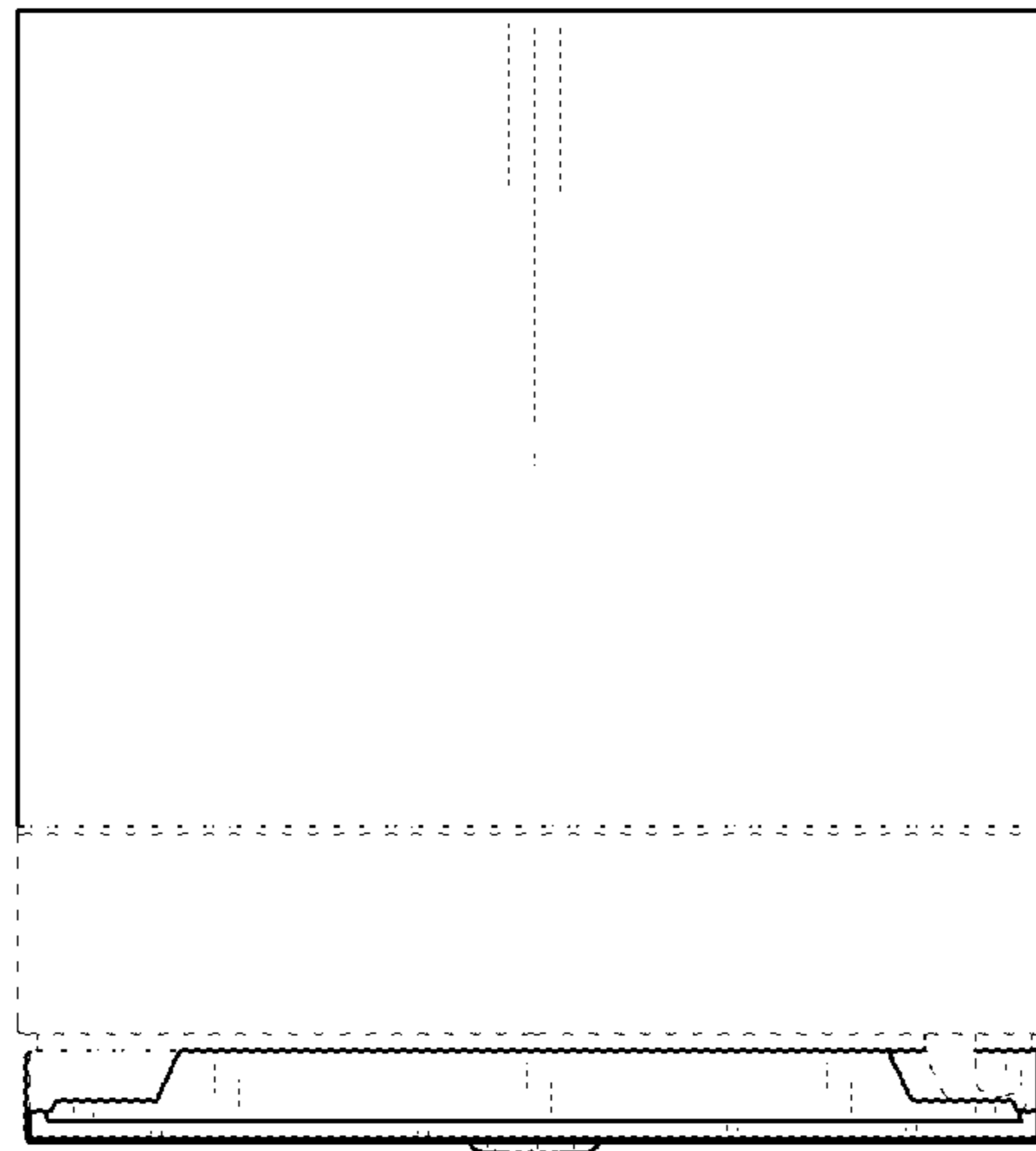


FIG. 7

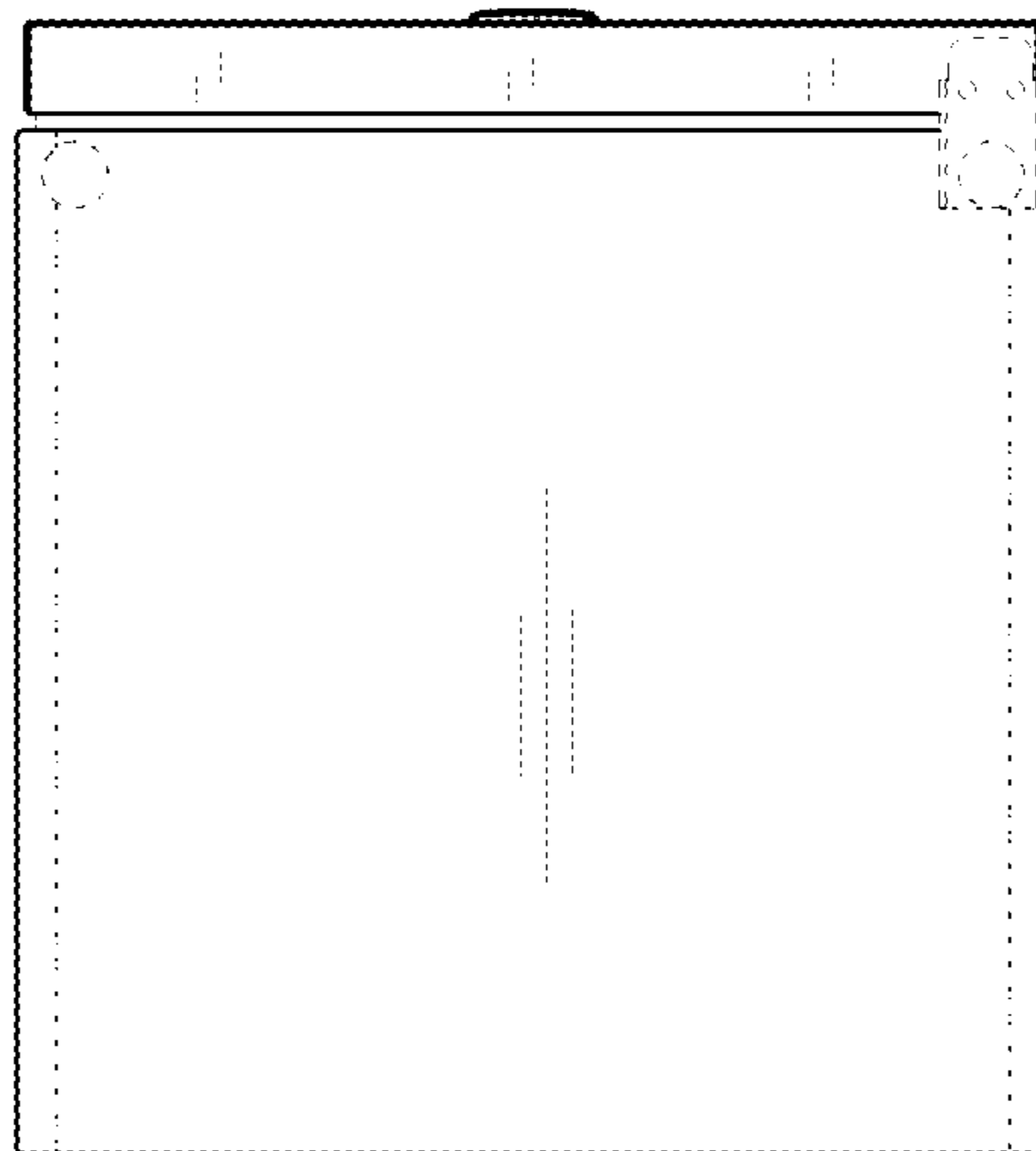


FIG. 8

