



US00D920967S

(12) **United States Design Patent**  
**Chu et al.**

(10) **Patent No.:** **US D920,967 S**  
(45) **Date of Patent:** **\*\* Jun. 1, 2021**

(54) **NOTEBOOK COMPUTER WITH  
DETACHABLE KEYBOARD**

(71) Applicants: **Shu-Hsien Chu**, Taipei (TW); **Yu-Wen Cheng**, Taipei (TW); **Ming-Chung Liu**, Taipei (TW)

(72) Inventors: **Shu-Hsien Chu**, Taipei (TW); **Yu-Wen Cheng**, Taipei (TW); **Ming-Chung Liu**, Taipei (TW)

(73) Assignee: **COMPAL ELECTRONICS, INC.**, Taipei (TW)

(\*\*) Term: **15 Years**

(21) Appl. No.: **29/627,831**

(22) Filed: **Nov. 30, 2017**

(51) **LOC (13) Cl.** ..... **14-02**

(52) **U.S. Cl.**  
USPC ..... **D14/315; D14/331**

(58) **Field of Classification Search**  
USPC ..... **D14/315-327, 333-335, 373-376, 390, D14/392, 394, 455-457**

(Continued)

(56) **References Cited**

**U.S. PATENT DOCUMENTS**

6,188,391 B1 \* 2/2001 Seely ..... G06F 3/044  
178/18.03  
8,369,075 B2 \* 2/2013 Huang ..... G09F 9/33  
248/297.21

(Continued)

**FOREIGN PATENT DOCUMENTS**

CN 104571307 4/2015  
TW 1514118 12/2015

*Primary Examiner* — Katherine Glennon

(74) *Attorney, Agent, or Firm* — JCIPRNET

(57) **CLAIM**

The ornamental design for a notebook computer with detachable keyboard, as shown and described.

**DESCRIPTION**

FIG. 1 is a front, right side and top perspective view of a notebook computer with detachable keyboard showing our new design;

FIG. 2 is a front view thereof;

FIG. 3 is a rear view thereof;

FIG. 4 is a left side view thereof;

FIG. 5 is a right side view thereof;

FIG. 6 is a top view thereof;

FIG. 7 is a bottom view thereof;

FIG. 8 is a front, left side and top perspective view thereof;

FIG. 9 is a front, left side and bottom perspective view thereof;

FIG. 10 is a front, right side and bottom perspective view thereof;

FIG. 11 is a front, right side and top perspective view thereof showing a keyboard assembled with the notebook computer;

FIG. 12 is a front, left side and top perspective view thereof;

FIG. 13 is an enlarged view of the portion indicated in FIG. 11;

FIG. 14 is an enlarged view of the portion indicated in FIG. 11;

FIG. 15 is an enlarged view of the portion indicated in FIG. 11;

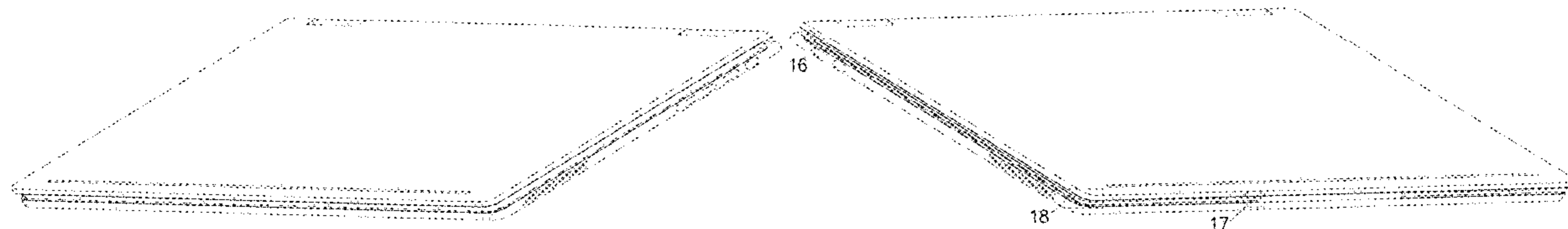
FIG. 16 is an enlarged view of the portion indicated in FIG. 12;

FIG. 17 is an enlarged view of the portion indicated in FIG. 12; and,

FIG. 18 is an enlarged view of the portion indicated in FIG. 12.

The ornamental design which is claimed is shown in the drawings as solid lines and surfaces having surface shading. The dashed broken lines are for the purpose of depicting environment and form no part of the claim design. The dot-dash broken lines define the bounds of the claimed design and form no part thereof.

**1 Claim, 14 Drawing Sheets**



# US D920,967 S

Page 2

(58) **Field of Classification Search**

CPC ..... G06F 1/1616; G06F 1/1618; G06F 1/162;  
G06F 1/1624; H05K 5/0234; H05K  
5/0017; H05K 5/0226

See application file for complete search history.

(56)

**References Cited**

U.S. PATENT DOCUMENTS

D689,055 S \* 9/2013 Snyder ..... D14/440  
D717,791 S \* 11/2014 Yun ..... D14/316  
8,976,524 B2 \* 3/2015 Wang ..... H05K 5/0213  
165/104.33  
D766,233 S \* 9/2016 Lam ..... D14/315  
D770,440 S \* 11/2016 Chou ..... D14/315  
D781,282 S \* 3/2017 Hsu ..... D14/315  
D789,925 S \* 6/2017 Browning ..... D14/341  
9,684,339 B2 \* 6/2017 Hussa ..... G06F 1/1652  
D794,010 S \* 8/2017 Smith ..... D14/315  
D802,584 S \* 11/2017 Kong ..... D14/315

D815,088 S \* 4/2018 Fujimoto ..... D14/316  
D829,709 S \* 10/2018 Chai ..... D14/315  
D907,046 S \* 1/2021 Kao ..... D14/440  
D907,047 S \* 1/2021 Kao ..... D14/440  
2013/0010405 A1 \* 1/2013 Rothkopf ..... H04M 1/0216  
361/679.01  
2013/0322026 A1 \* 12/2013 Huang ..... H05K 7/02  
361/728  
2014/0049464 A1 \* 2/2014 Kwak ..... G06F 3/0487  
345/156  
2014/0204518 A1 7/2014 Lin  
2014/0211395 A1 7/2014 Lin et al.  
2014/0285476 A1 \* 9/2014 Cho ..... G06F 1/1601  
345/204  
2015/0378397 A1 \* 12/2015 Park ..... G06F 1/1652  
361/679.27  
2017/0003793 A1 \* 1/2017 Gao ..... G06F 3/0416  
2018/0335810 A1 \* 11/2018 Wu ..... G06F 1/1681  
2019/0212778 A1 \* 7/2019 Wu ..... G06F 1/1647  
2019/0377387 A1 \* 12/2019 Kao ..... G06F 1/1654

\* cited by examiner




FIG. 1

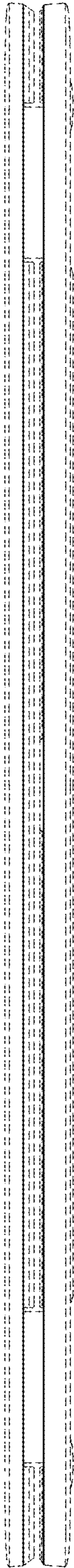


FIG. 2

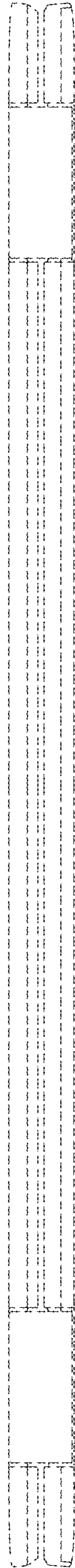


FIG. 3

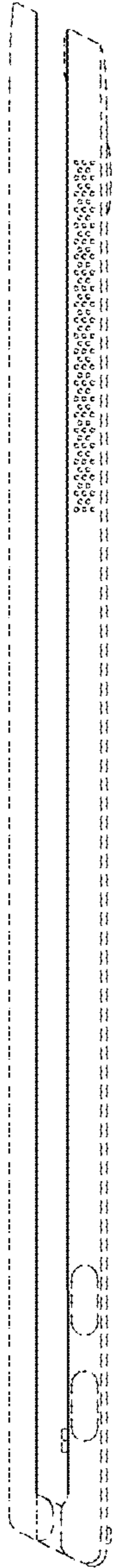


FIG. 4

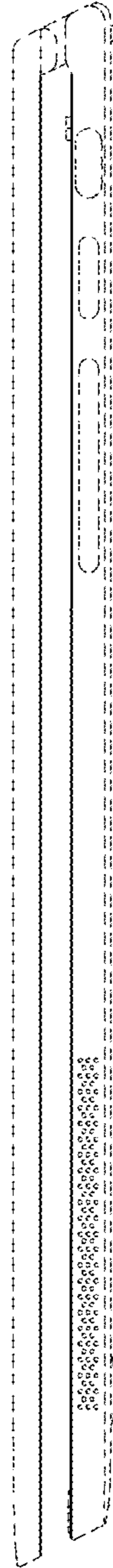


FIG. 5




FIG. 6




FIG. 7




FIG. 8



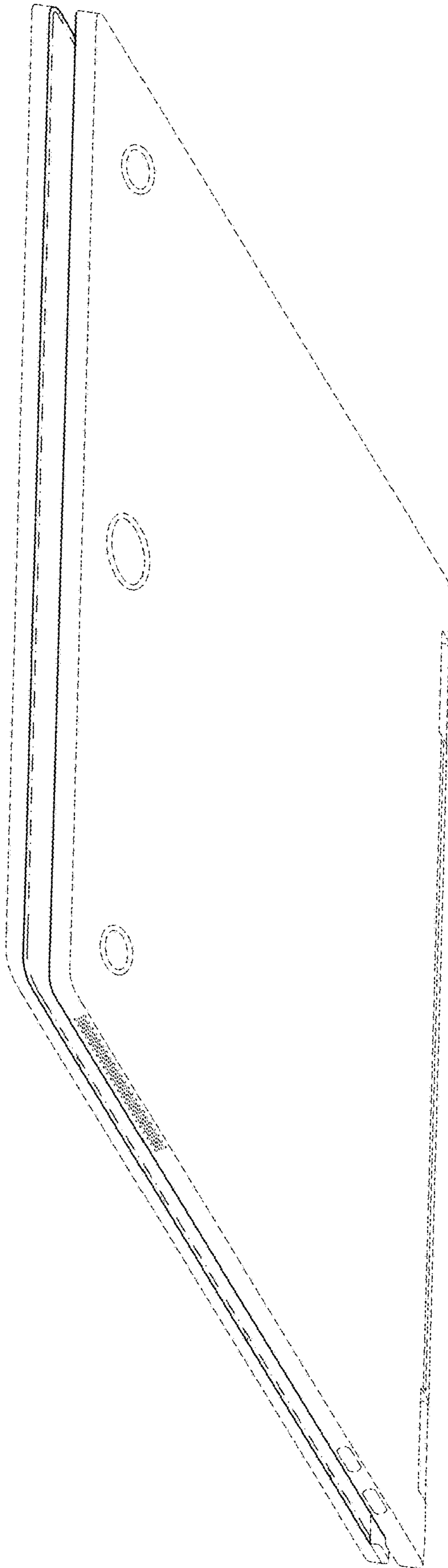


FIG. 9

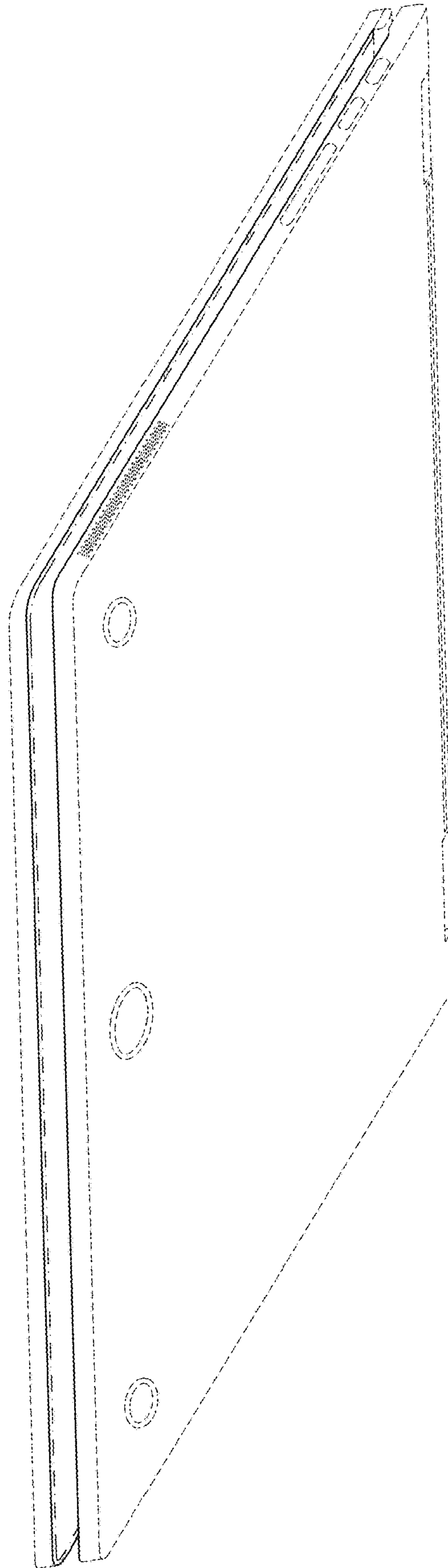


FIG. 10

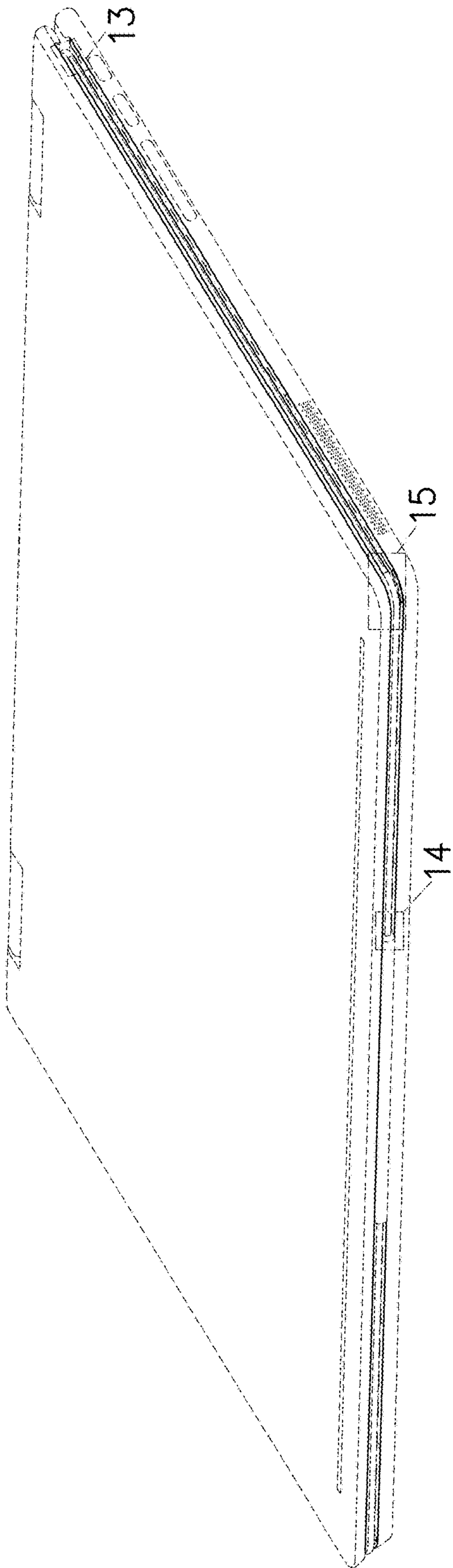


FIG. 11

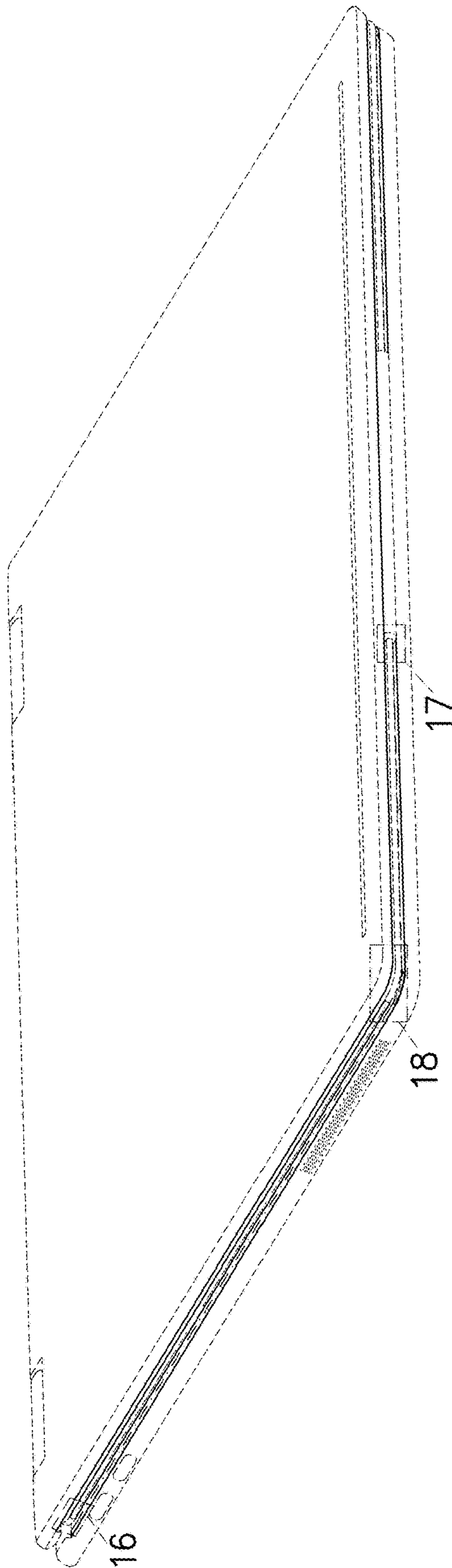


FIG. 12

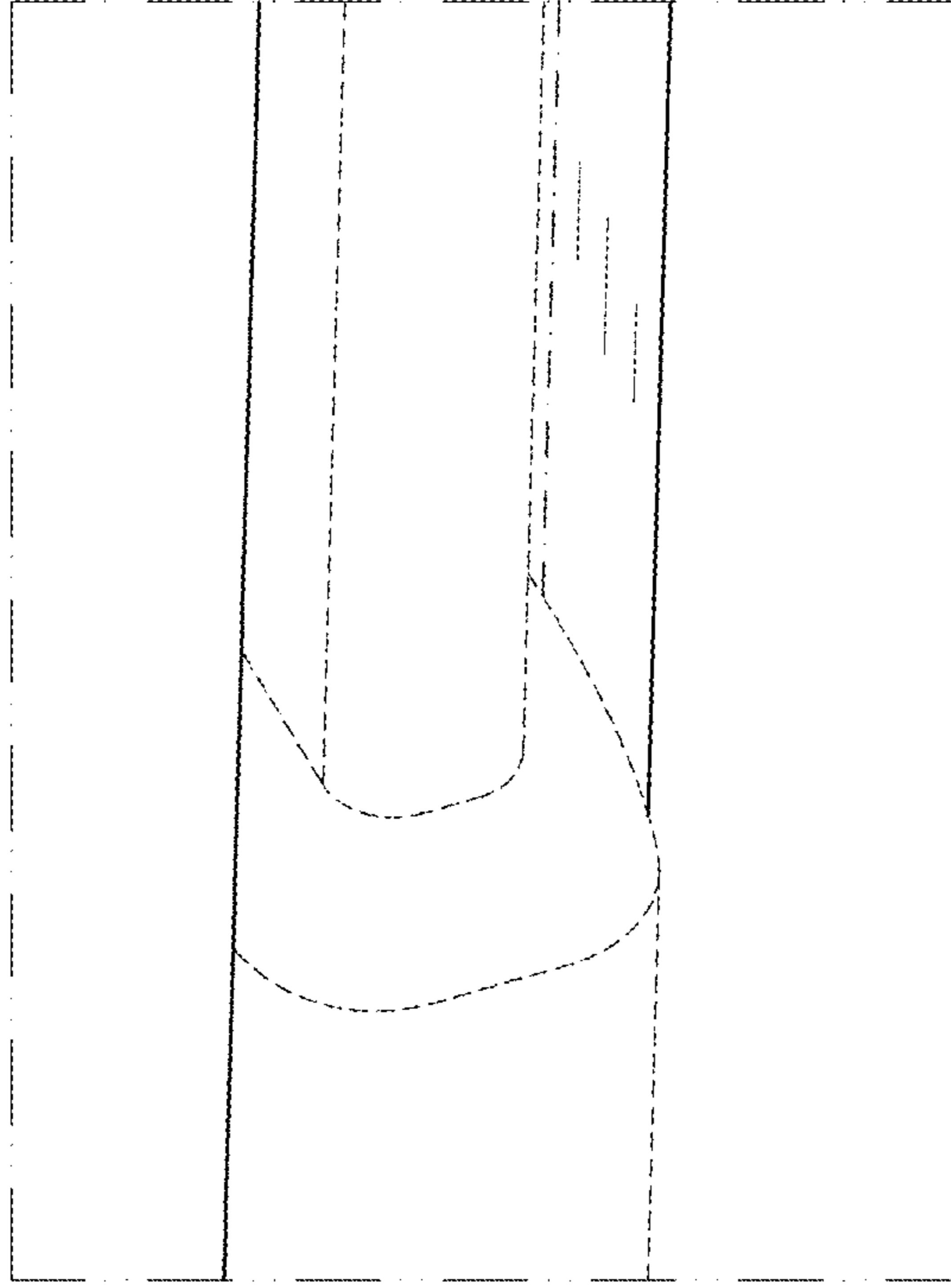


FIG. 14

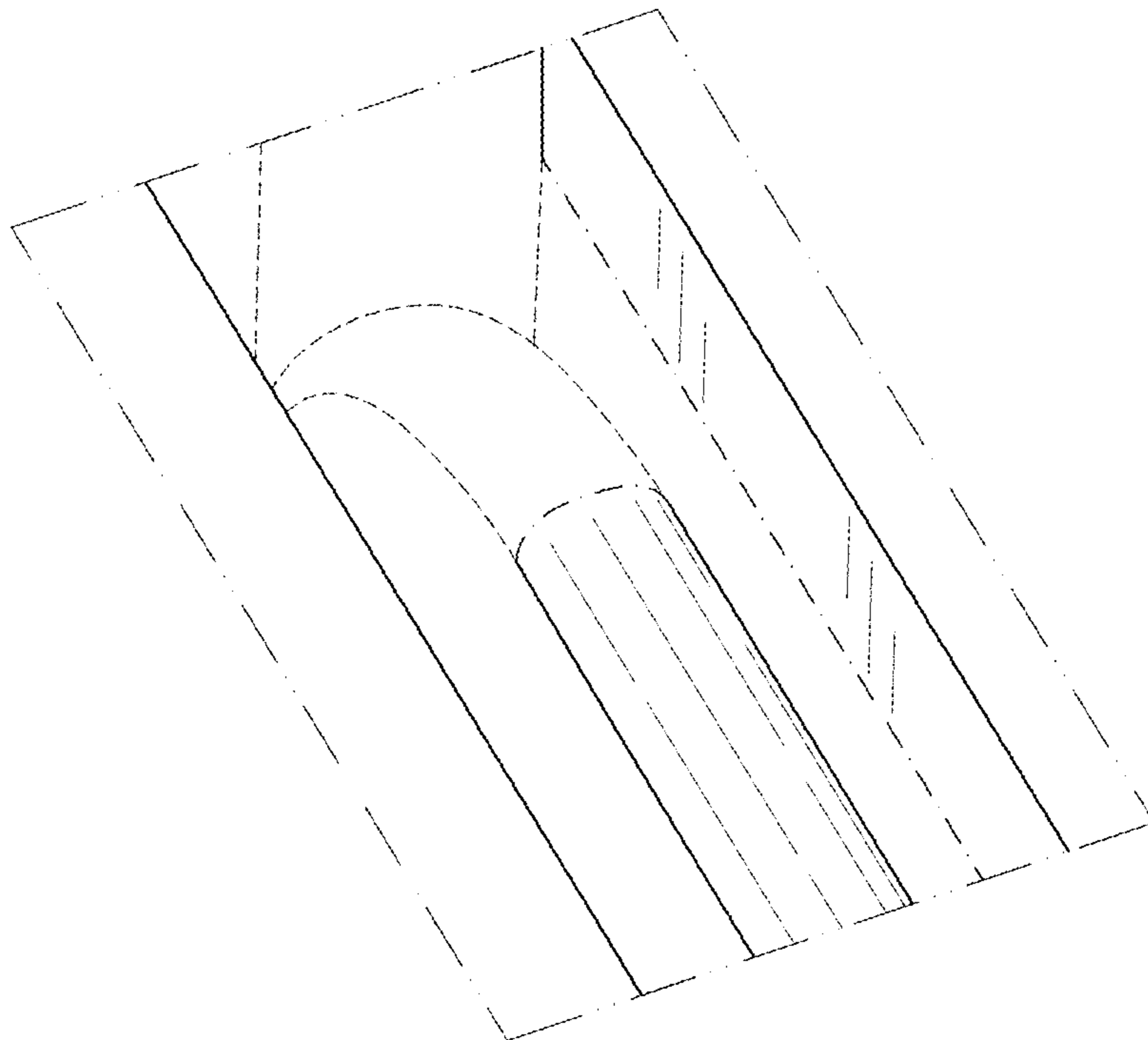


FIG. 13

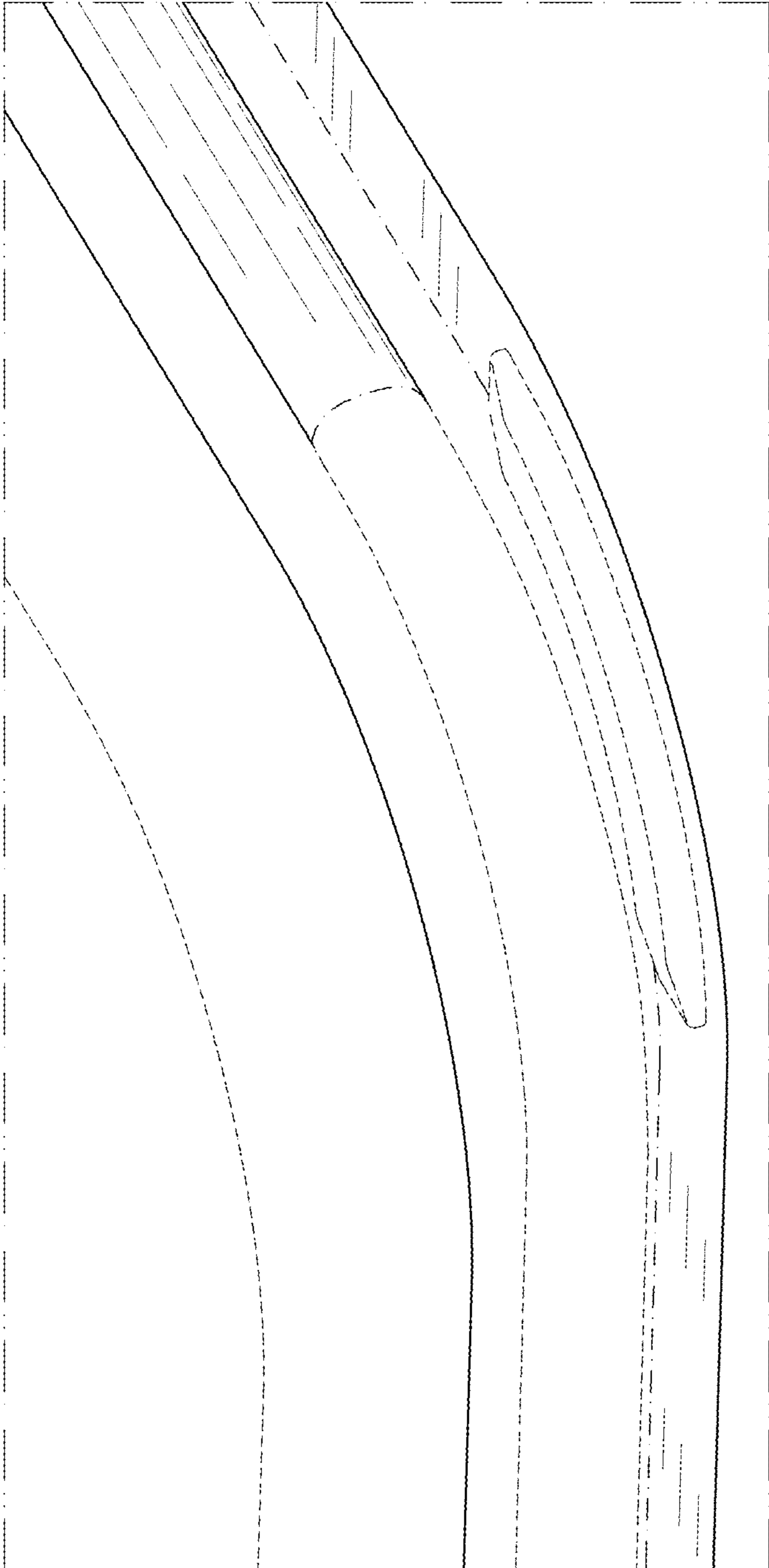


FIG. 15

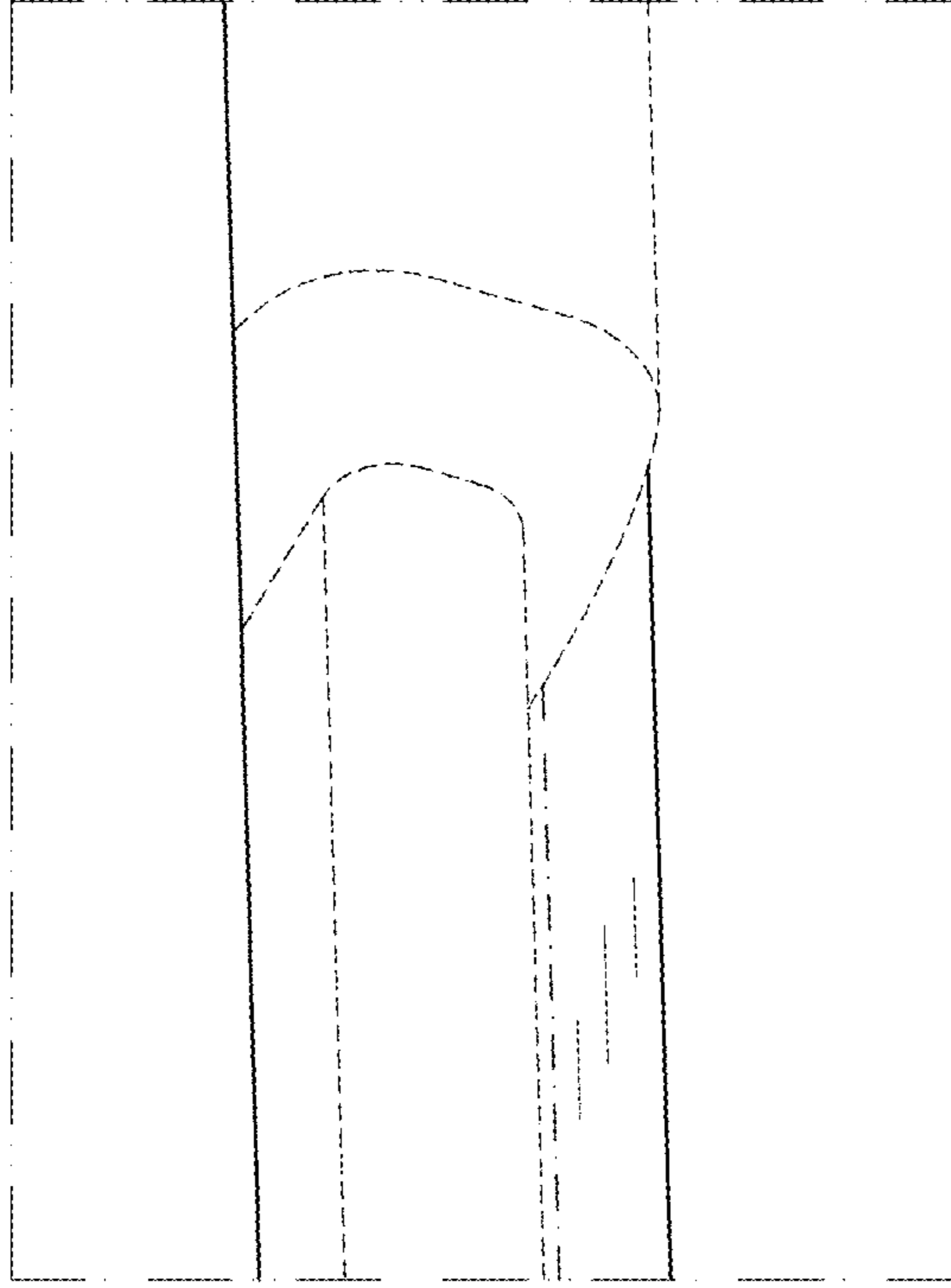


FIG. 17

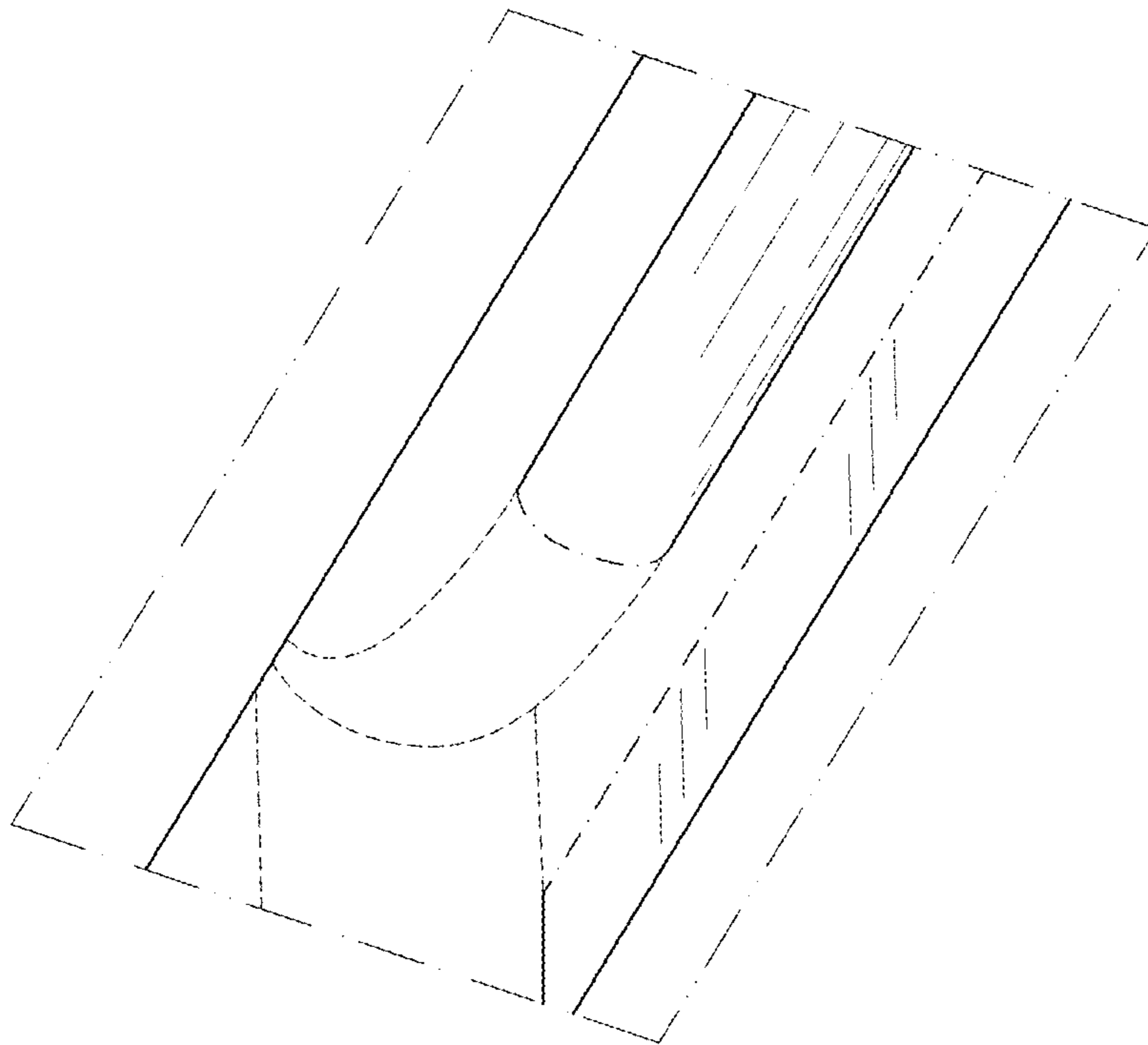


FIG. 16



FIG. 18