

US00D920951S

(12) **United States Design Patent**
Dryden et al.

(10) **Patent No.:** **US D920,951 S**
(45) **Date of Patent:** **** Jun. 1, 2021**

- (54) **SET OF HEADPHONES**
- (71) Applicant: **Bose Corporation**, Framingham, MA (US)
- (72) Inventors: **Joshua Kevin Dryden**, Valencia, PA (US); **Adam A. Carr**, Southborough, MA (US); **Seth N. Green**, Framingham, MA (US)
- (73) Assignee: **Bose Corporation**, Framingham, MA (US)
- (**) Term: **15 Years**
- (21) Appl. No.: **29/686,135**
- (22) Filed: **Apr. 2, 2019**
- (51) **LOC (13) Cl.** **14-01**
- (52) **U.S. Cl.**
USPC **D14/205**
- (58) **Field of Classification Search**
USPC D14/205, 223; 381/380, 381, 374; 455/90.3, 575.1, 569.1
CPC H04R 1/1033; H04R 25/00; H04R 1/1016; H04R 1/1066; H04R 5/033; H04R 5/0335; H04R 1/105; H04R 1/1091
See application file for complete search history.

(56) **References Cited**

U.S. PATENT DOCUMENTS

D311,007 S	*	10/1990	Daido	D14/205
D318,670 S	*	7/1991	Taniguchi	D14/205
D473,217 S	*	4/2003	Rivera	D14/223
D539,782 S	*	4/2007	Lee	D14/188
D558,735 S	*	1/2008	Carr	D14/206
D564,495 S	*	3/2008	Sasaki	D14/205
D569,841 S	*	5/2008	Chung	D14/205
D572,703 S	*	7/2008	Ledbetter	D14/205
D578,508 S	*	10/2008	Wang	D14/206
D582,389 S	*	12/2008	Bose	D14/205

D582,889 S	*	12/2008	Bose	D14/205
D584,284 S	*	1/2009	Carr	D14/206
D599,778 S	*	9/2009	Ando	D14/205
D605,170 S	*	12/2009	Keinanen	D14/205
D605,628 S	*	12/2009	Ando	D14/205
D637,998 S	*	5/2011	Brunner	D14/205
D641,737 S	*	7/2011	Krauss	D14/205
D645,458 S	*	9/2011	Silvestri	H04R 1/1016 D14/223
D652,822 S	*	1/2012	Lee	D14/223
D659,117 S	*	5/2012	Krauss	D14/205
D678,251 S	*	3/2013	Cantoni	D14/223
D684,950 S	*	6/2013	Schaal	D14/205
D684,953 S	*	6/2013	Schaal	D14/205
D685,750 S	*	7/2013	Nakagawa	D13/168
D685,764 S	*	7/2013	Coulter	D14/205
D686,191 S	*	7/2013	Schaal	D14/205

(Continued)

FOREIGN PATENT DOCUMENTS

CN	304908441	*	11/2018
CN	305687985	*	4/2020

Primary Examiner — Paula Allen Greene

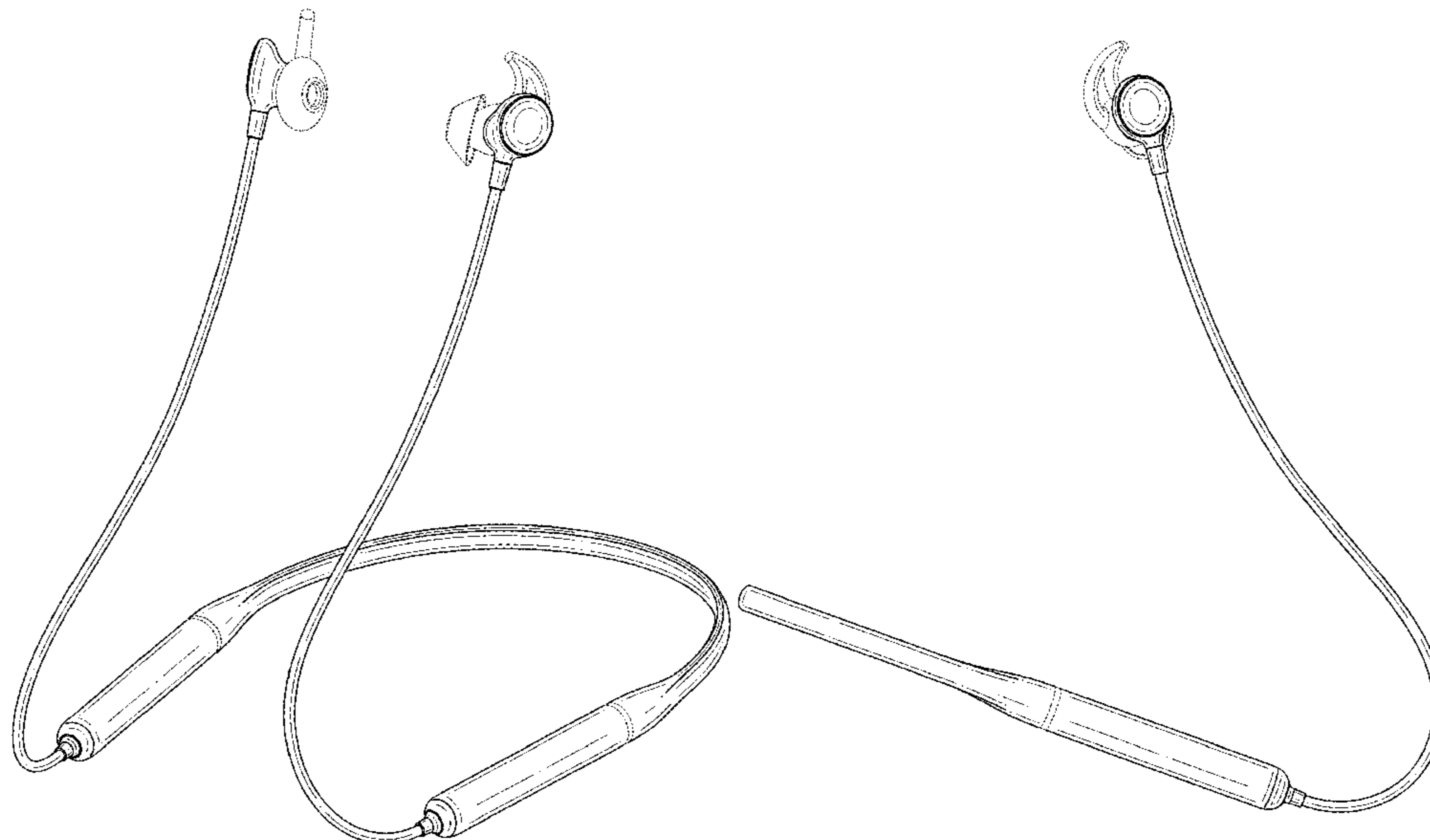
(57) **CLAIM**

The ornamental design for set of headphones, substantially as shown and described.

DESCRIPTION

FIG. 1 is a perspective view of a set of headphones as seen from the front, top, and right side;
 FIG. 2 is a front view thereof;
 FIG. 3 is a right side view thereof;
 FIG. 4 is a rear view thereof;
 FIG. 5 is a left side view thereof;
 FIG. 6 is a top view thereof; and,
 FIG. 7 is a bottom view thereof.
 The dotted line portions of the drawings represent environmental structure only and do not form part of the claimed design.

1 Claim, 7 Drawing Sheets



(56)

References Cited

U.S. PATENT DOCUMENTS

D692,409 S *	10/2013	Takeo	D14/205	D741,299 S *	10/2015	Brunner	D14/223
D695,266 S *	12/2013	Schaal	D14/205	D745,489 S *	12/2015	Bjelle	D14/205
D695,267 S *	12/2013	Schaal	D14/205	D747,291 S *	1/2016	Lee	D14/205
D698,750 S *	2/2014	Yoon	D14/205	D756,959 S *	5/2016	Lee	D14/205
8,743,533 B2 *	6/2014	Stanley	H01H 9/0228 361/679.01	D758,355 S *	6/2016	Lee	D14/223
D711,356 S *	8/2014	Yang	D14/223	D760,189 S *	6/2016	Loh Jun Kern	D14/205
D712,371 S *	9/2014	Henning	D14/205	D763,224 S *	8/2016	Silvestri	A61F 11/08 D14/205
D712,884 S *	9/2014	Krauss	D14/205	D764,436 S *	8/2016	Dryden	D14/205
D715,253 S *	10/2014	Lee	D14/205	D767,532 S *	9/2016	Jen	D14/205
8,909,899 B2 *	12/2014	Greiner	G06F 12/10 711/156	D771,587 S *	11/2016	Iwane	D14/205
D721,673 S *	1/2015	Park	D14/205	D774,017 S *	12/2016	Ahn	D14/205
D722,040 S *	2/2015	Tan	D14/205	D796,473 S *	9/2017	Kim	D14/205
D722,302 S *	2/2015	Lee	D14/205	D812,038 S *	3/2018	Nakajima	D14/205
D725,625 S *	3/2015	Hsieh	D14/205	D817,301 S *	5/2018	Aoyagi	D14/205
D726,145 S *	4/2015	Hsieh	D14/205	D822,646 S	7/2018	Dang et al.		
D727,279 S *	4/2015	Schaal	D14/205	D839,238 S *	1/2019	Hu	D14/205
D727,871 S *	4/2015	Orbach	D14/205	D840,972 S *	2/2019	Luo	D14/205
D738,864 S *	9/2015	Lee	D14/223	D850,407 S *	6/2019	Li	D14/205
D739,852 S *	9/2015	Jiang	D14/240	D876,386 S *	2/2020	Birger	D14/205
					D907,599 S *	1/2021	Dryden	D14/205
					2016/0073186 A1 *	3/2016	Searl	H04R 1/105 381/380
					2016/0261946 A1 *	9/2016	Chen	H04R 1/1091

* cited by examiner

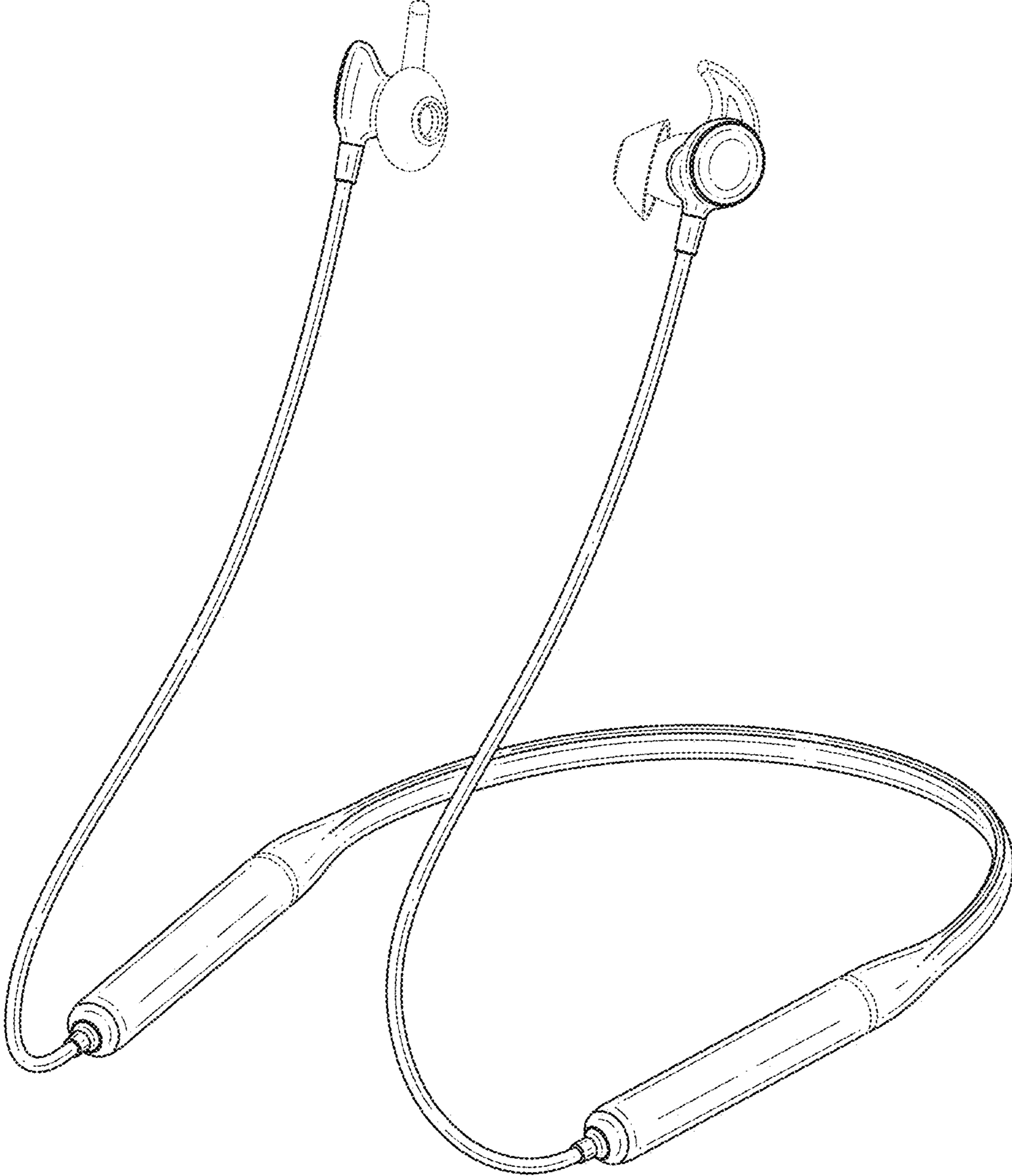


FIG. 1

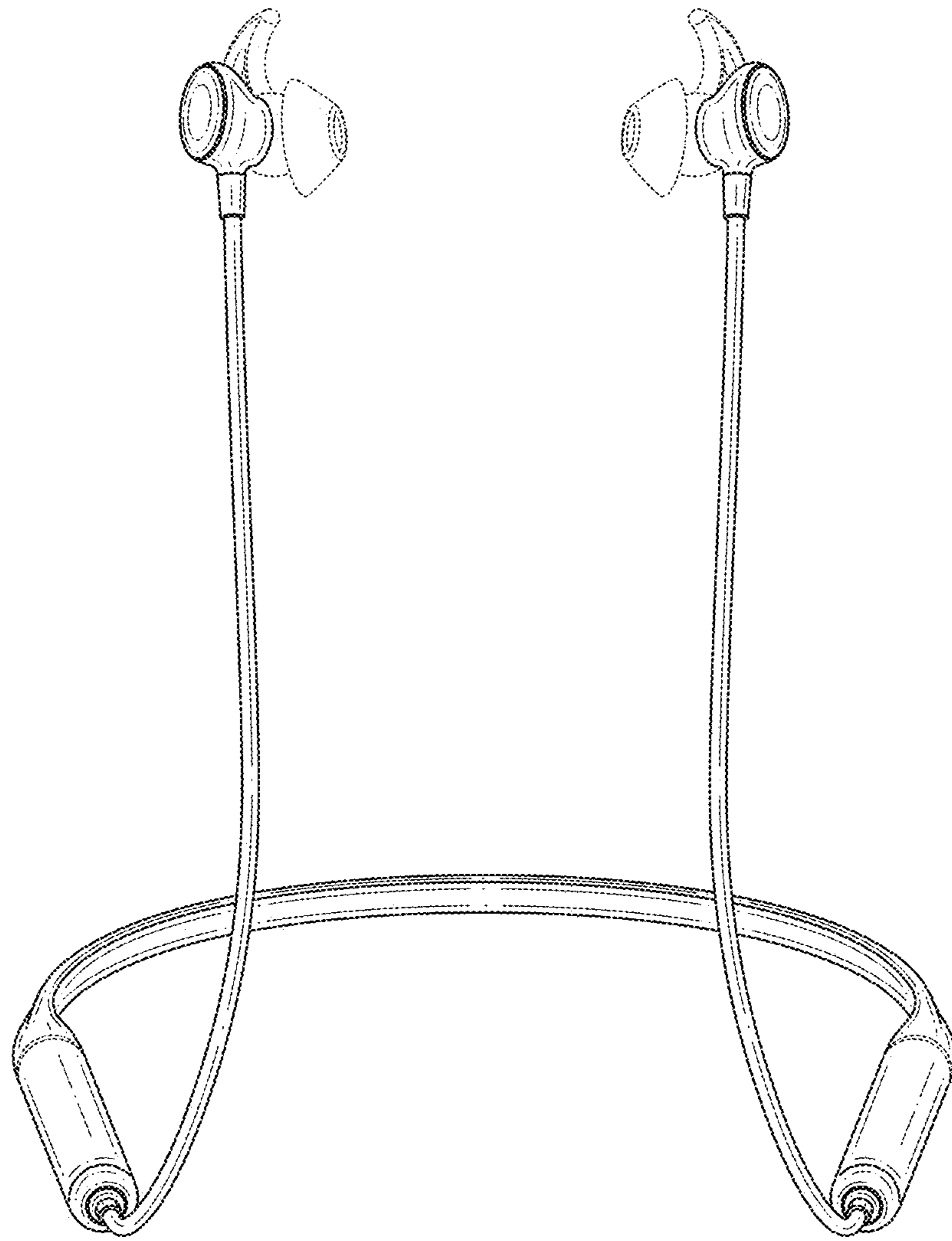


FIG. 2

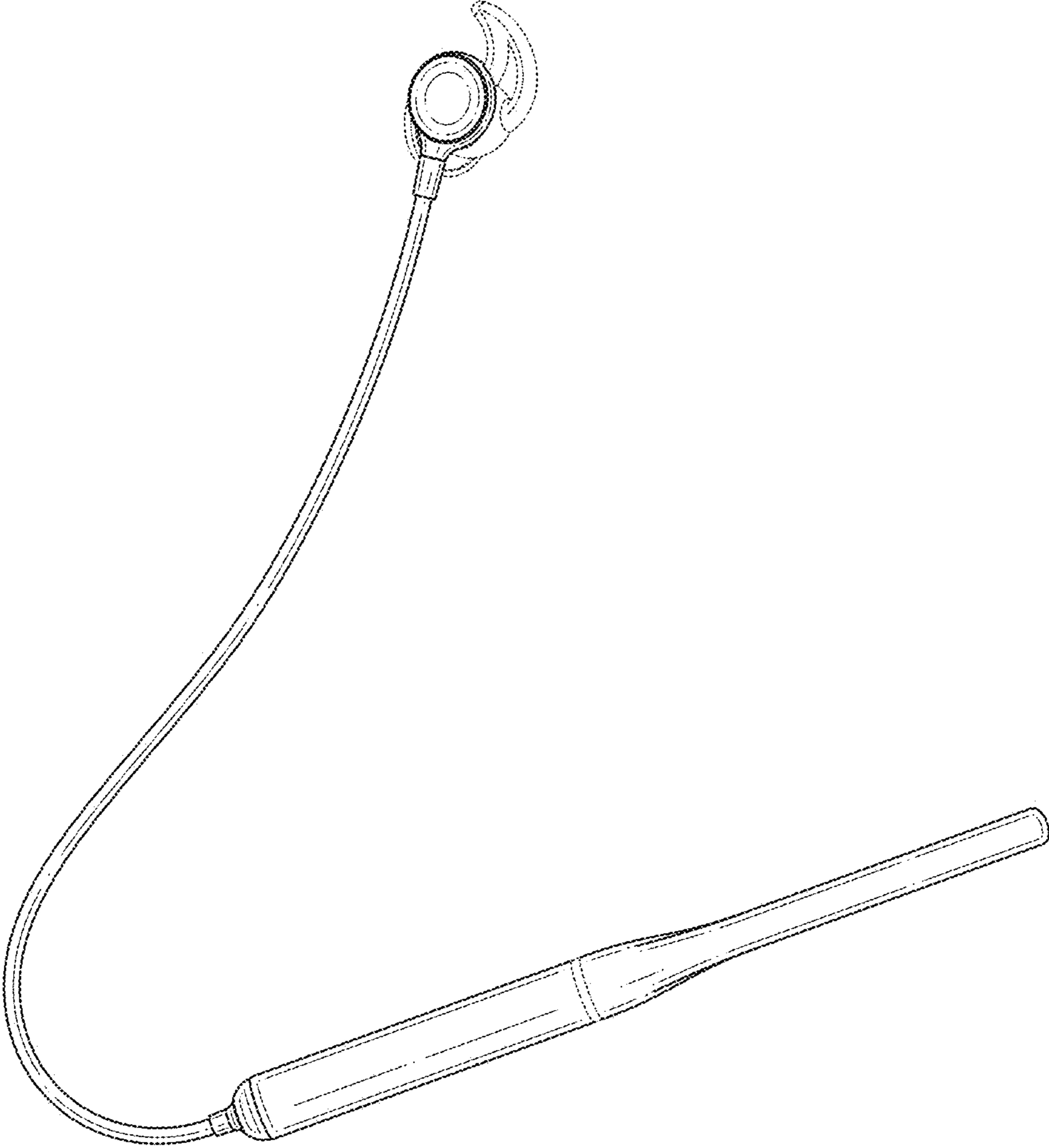


FIG. 3

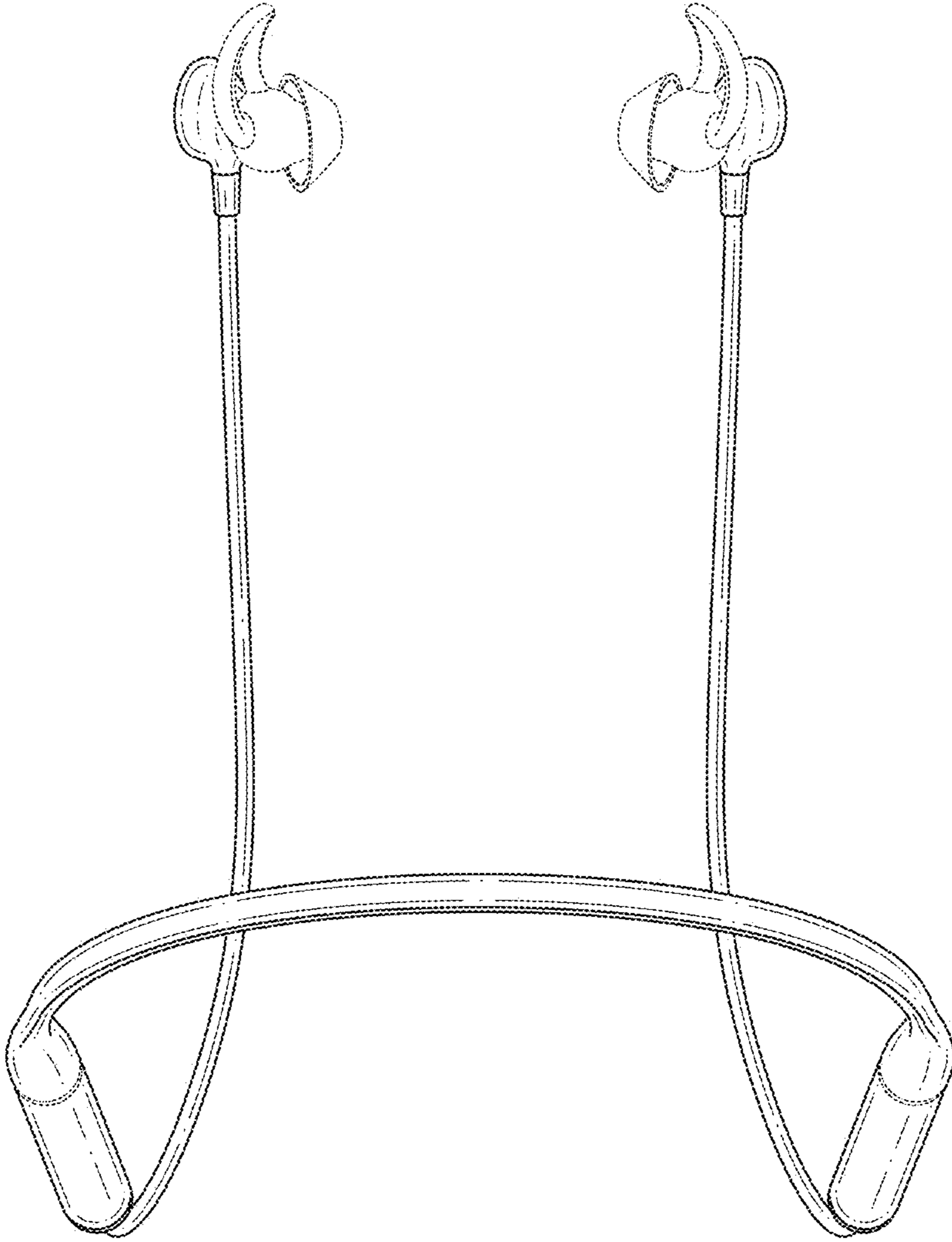


FIG. 4

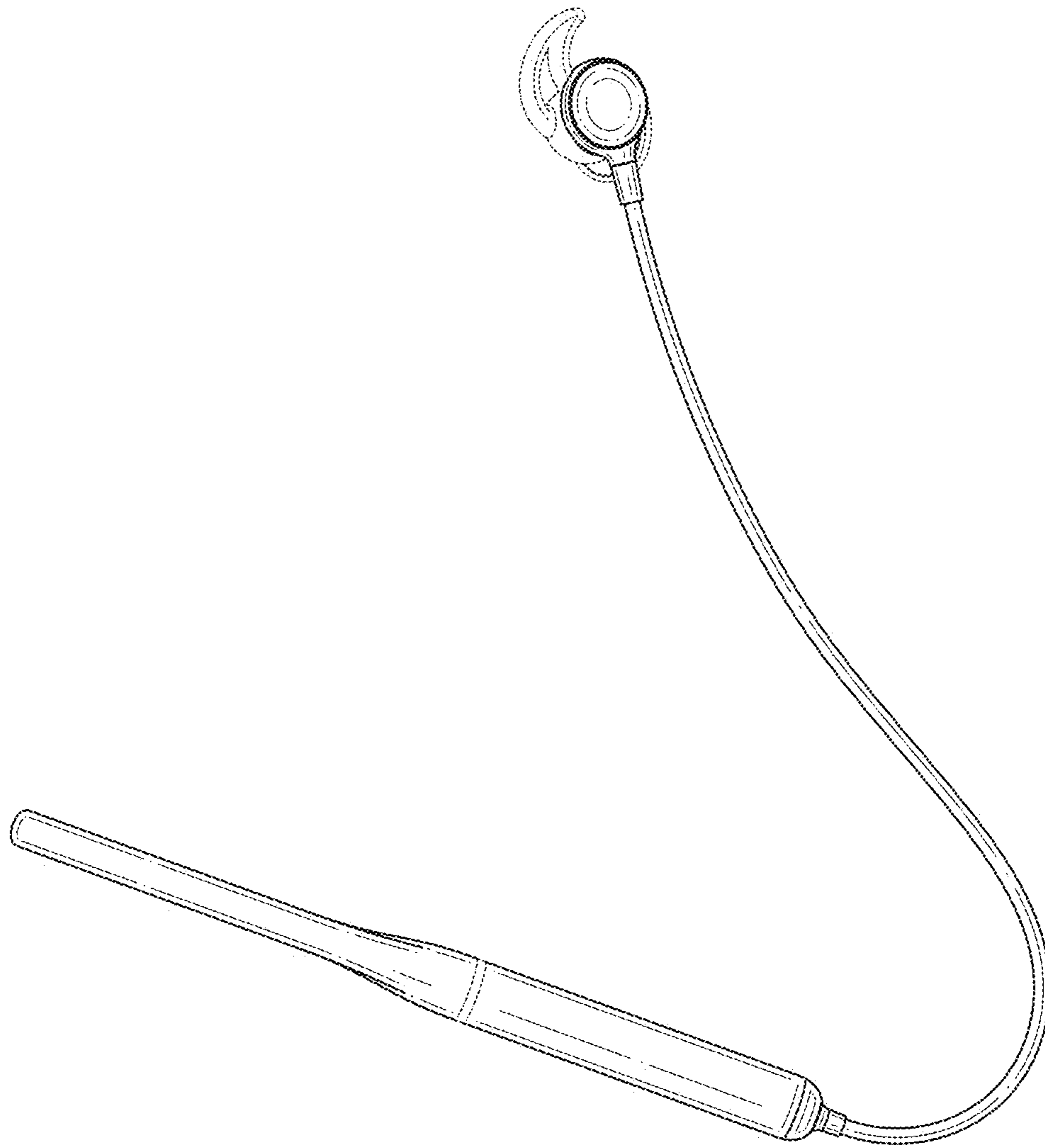


FIG. 5

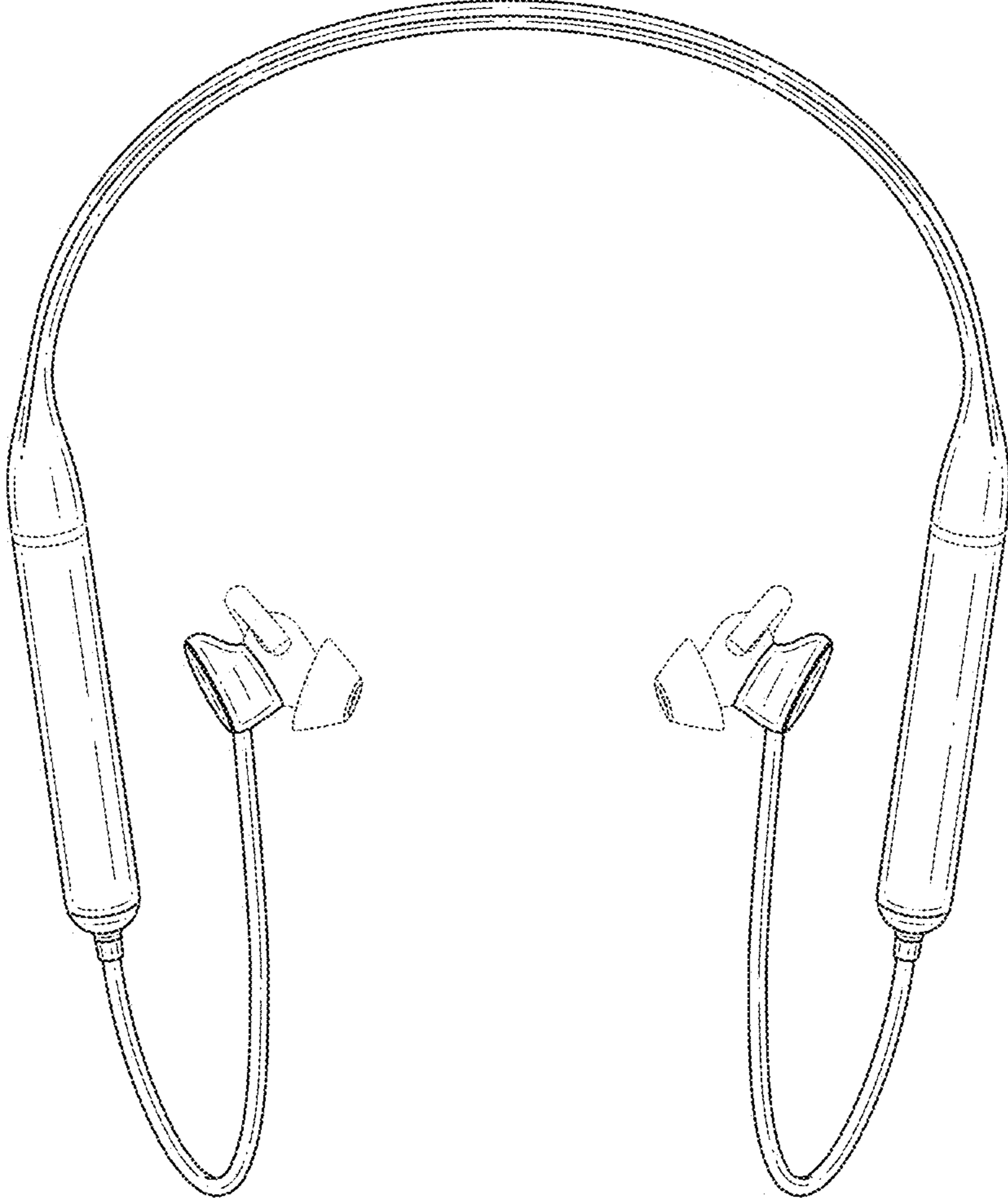


FIG. 6

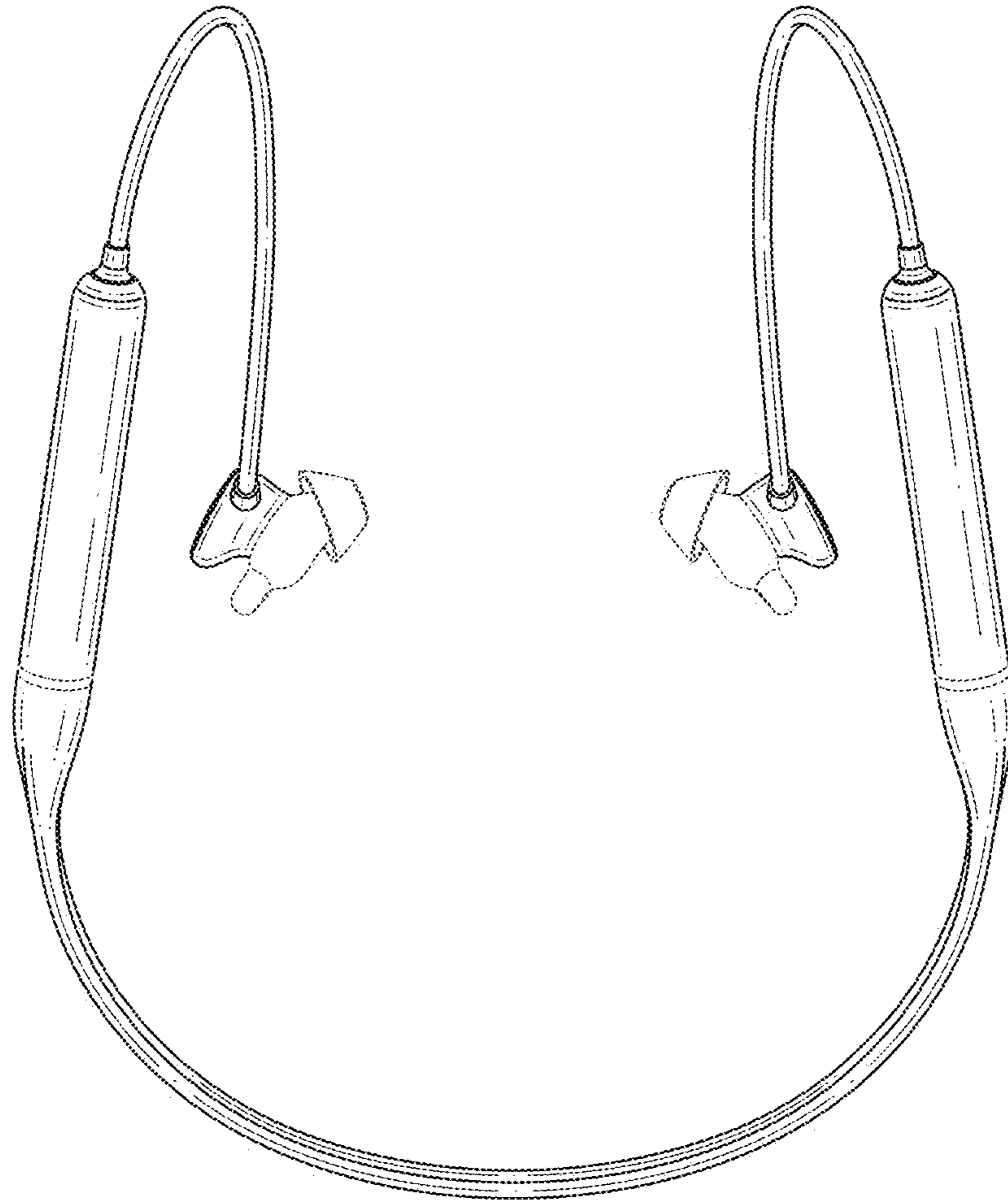


FIG. 7