



US00D920931S

(12) **United States Design Patent** (10) **Patent No.:** **US D920,931 S**
Kim (45) **Date of Patent:** **** *Jun. 1, 2021**

(54) **SMART KEY FOR VEHICLES**
(71) Applicant: **LG ELECTRONICS INC.**, Seoul (KR)
(72) Inventor: **Byungkyu Kim**, Seoul (KR)
(73) Assignee: **LG ELECTRONICS INC.**, Seoul (KR)

D590,779 S * 4/2009 Lacour D13/168
D639,547 S * 6/2011 Stefanov D3/207
D662,066 S * 6/2012 Seidl D13/168
D687,787 S * 8/2013 Chin D13/168
D688,215 S * 8/2013 Yu D13/168
D688,635 S * 8/2013 Ni D13/168
D692,400 S * 10/2013 Ni D13/168
D725,607 S * 3/2015 Kandler D13/168
D726,129 S * 4/2015 Chin D13/168

(Continued)

(*) Notice: This patent is subject to a terminal disclaimer.
(**) Term: **15 Years**

FOREIGN PATENT DOCUMENTS

CN 304851445 * 10/2018
CN 304851450 * 10/2018
JP D1664625 * 7/2020

(21) Appl. No.: **35/508,913**
(22) Filed: **Sep. 26, 2019**

Primary Examiner — Deanna L Pratt
(74) *Attorney, Agent, or Firm* — Birch, Stewart, Kolasch & Birch LLP

(80) **Hague Agreement Data**
Int. Filing Date: **Sep. 26, 2019**
Int. Reg. No.: **DM/204574**
Int. Reg. Date: **Sep. 26, 2019**
Int. Reg. Pub. Date: **Mar. 27, 2020**

(57) **CLAIM**

The ornamental design for smart keys for vehicles, as shown and described.

(30) **Foreign Application Priority Data**
Mar. 27, 2019 (KR) 30-2019-0013897
(51) **LOC (13) Cl.** **14-03**
(52) **U.S. Cl.**
USPC **D13/168**
(58) **Field of Classification Search**
USPC D10/104.1, 106.1, 106.9; D8/347;
D13/168; D14/435, 218; D12/400
CPC G07C 2009/00984; E05B 19/0085
See application file for complete search history.

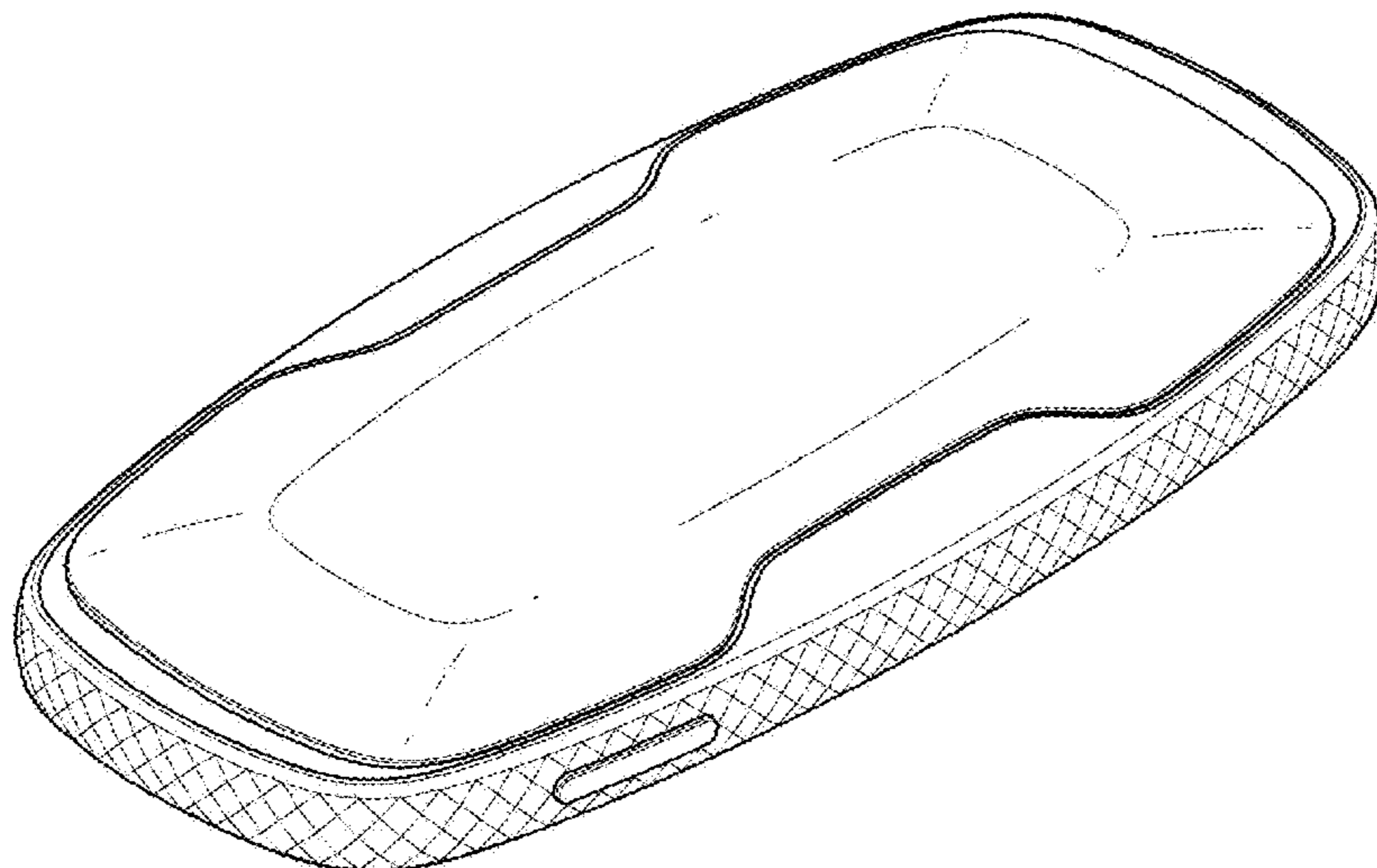
DESCRIPTION

- 1. Smart key for vehicles
- 1.1 : Perspective
- 1.2 : Front
- 1.3 : Back
- 1.4 : Left
- 1.5 : Right
- 1.6 : Top
- 1.7 : Bottom
- 1.8 : Reference

The claimed design is an artificial intelligence smart key for vehicles that is connected to docking stations in a vehicle or at home, and displays home or vehicles information on the top display; reproduction 1.8 is a reference view showing a state of use in which a smart key is connected to a docking station; the broken lines showing of portions of the article and the docking station in reproduction 1.8 form no part of the claimed design.

(56) **References Cited**
U.S. PATENT DOCUMENTS
D578,967 S * 10/2008 Kumano D13/168
D584,241 S * 1/2009 To D13/168
D584,242 S * 1/2009 Lacour D13/168

1 Claim, 8 Drawing Sheets



(56)

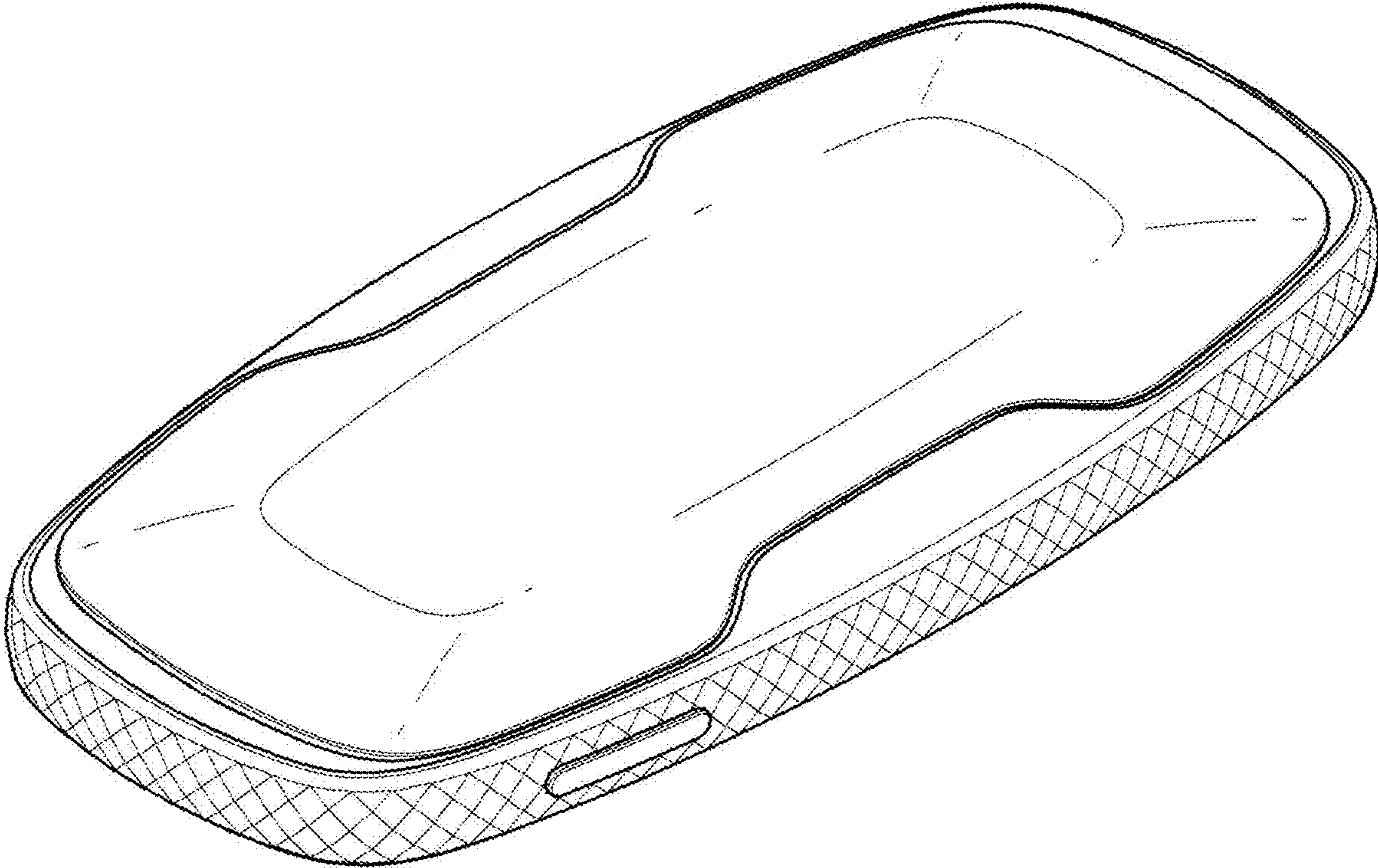
References Cited

U.S. PATENT DOCUMENTS

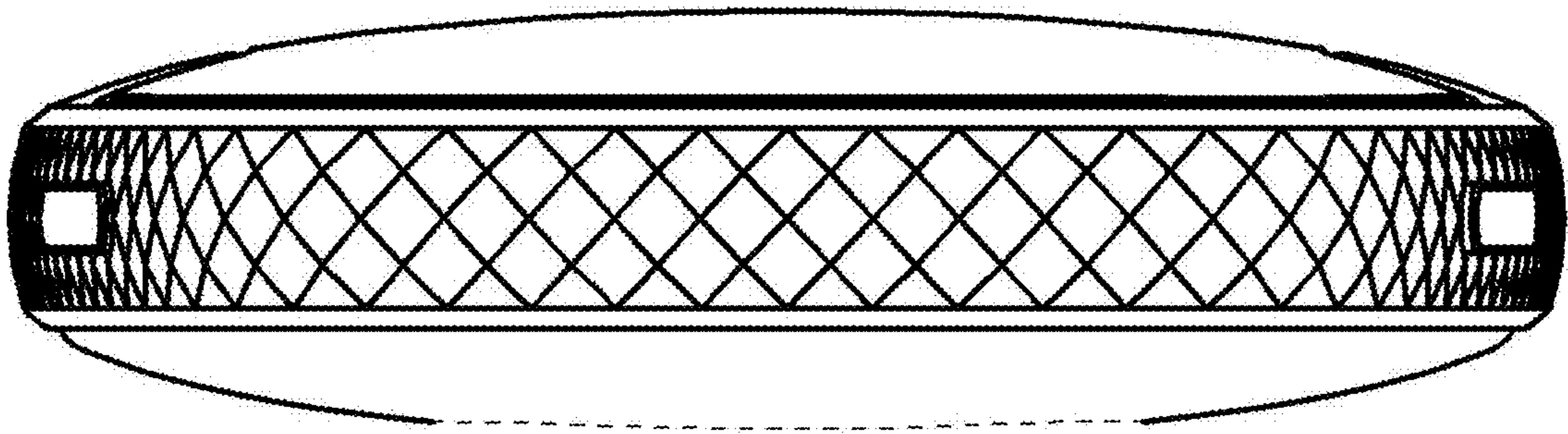
D733,074 S	*	6/2015	Kandler	D13/168
D834,560 S	*	11/2018	Hardi	D14/218
D844,574 S	*	4/2019	Kandler	D13/168
D848,498 S	*	5/2019	Baer	D15/148

* cited by examiner

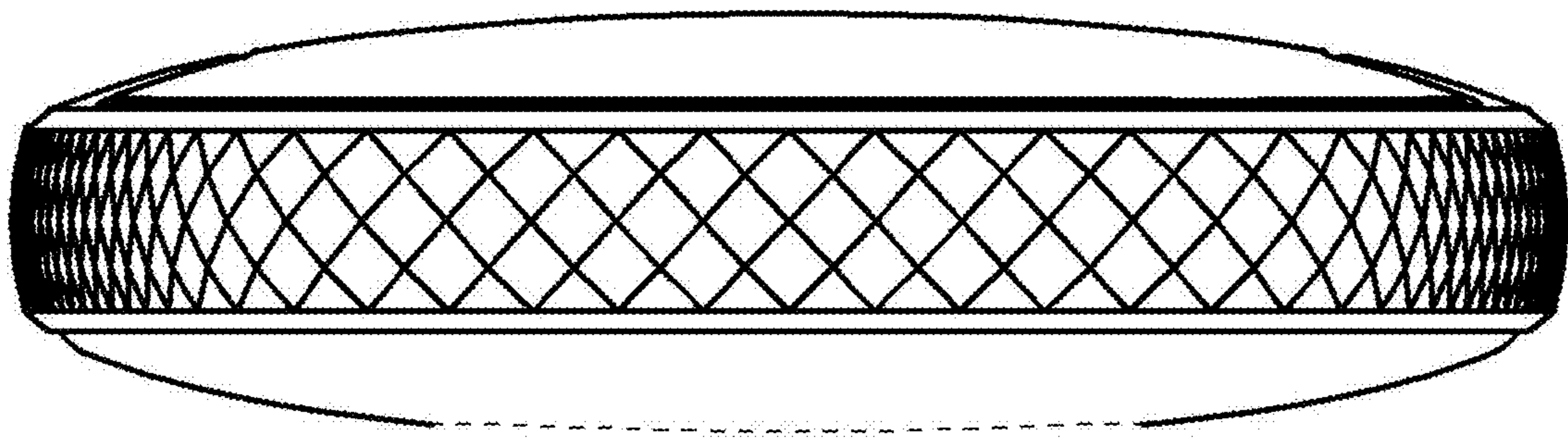
1.1



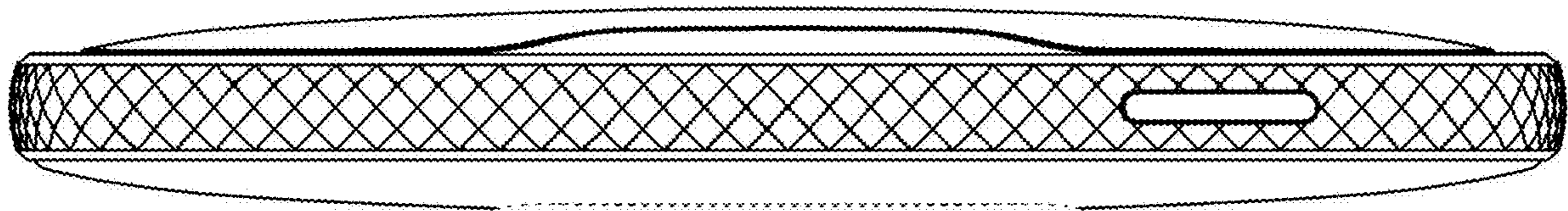
1.2



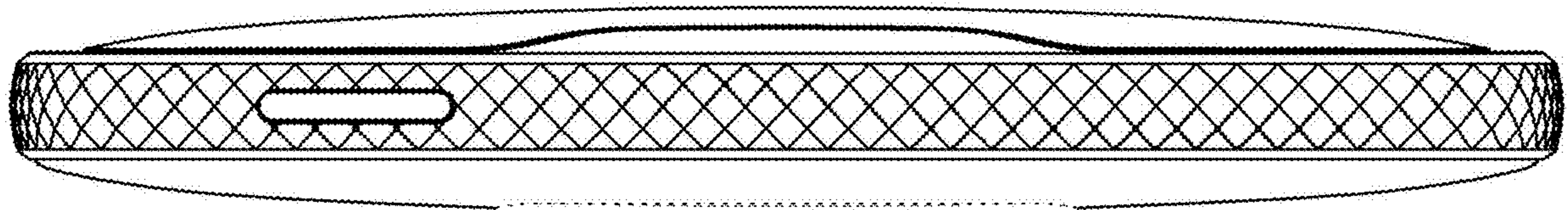
1.3



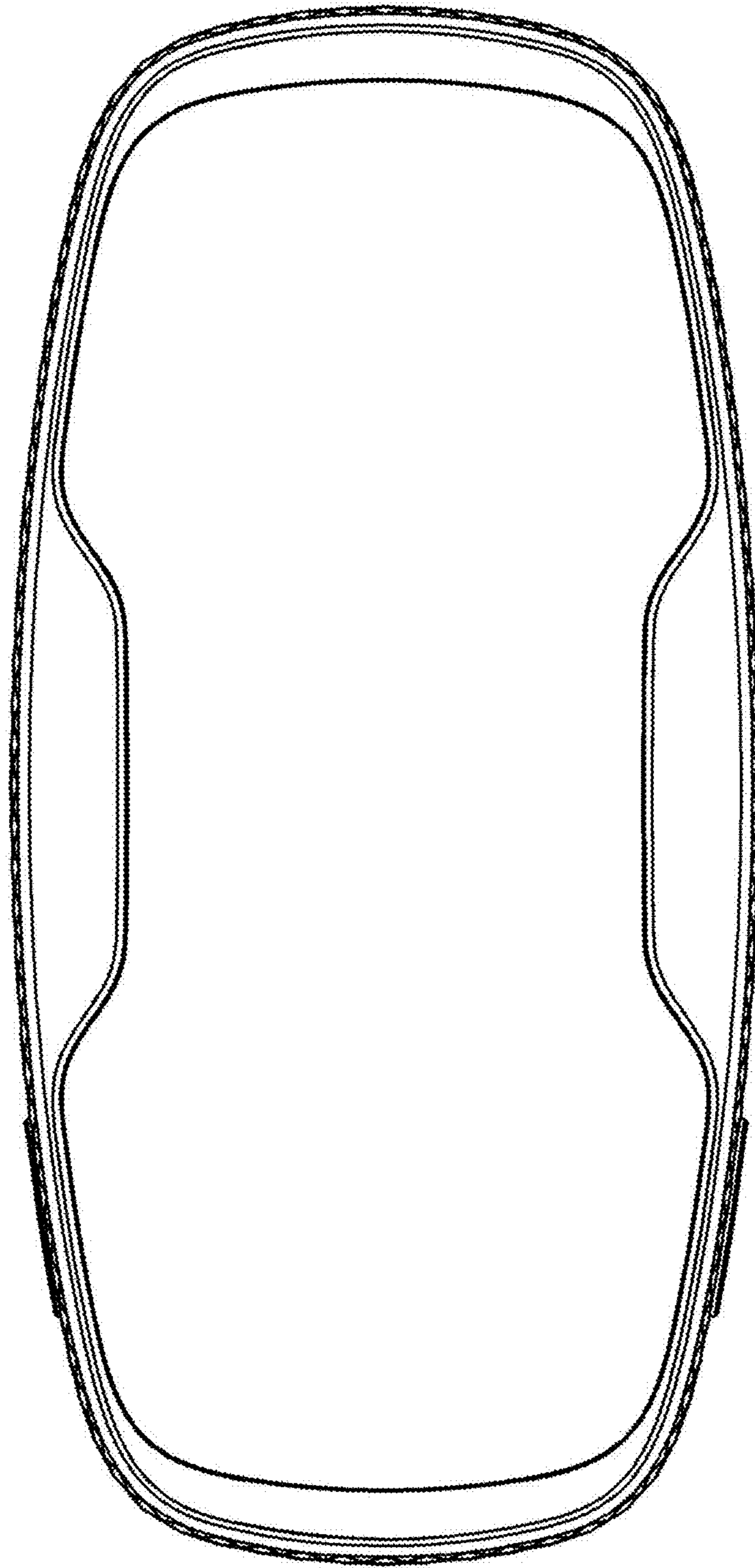
1.4



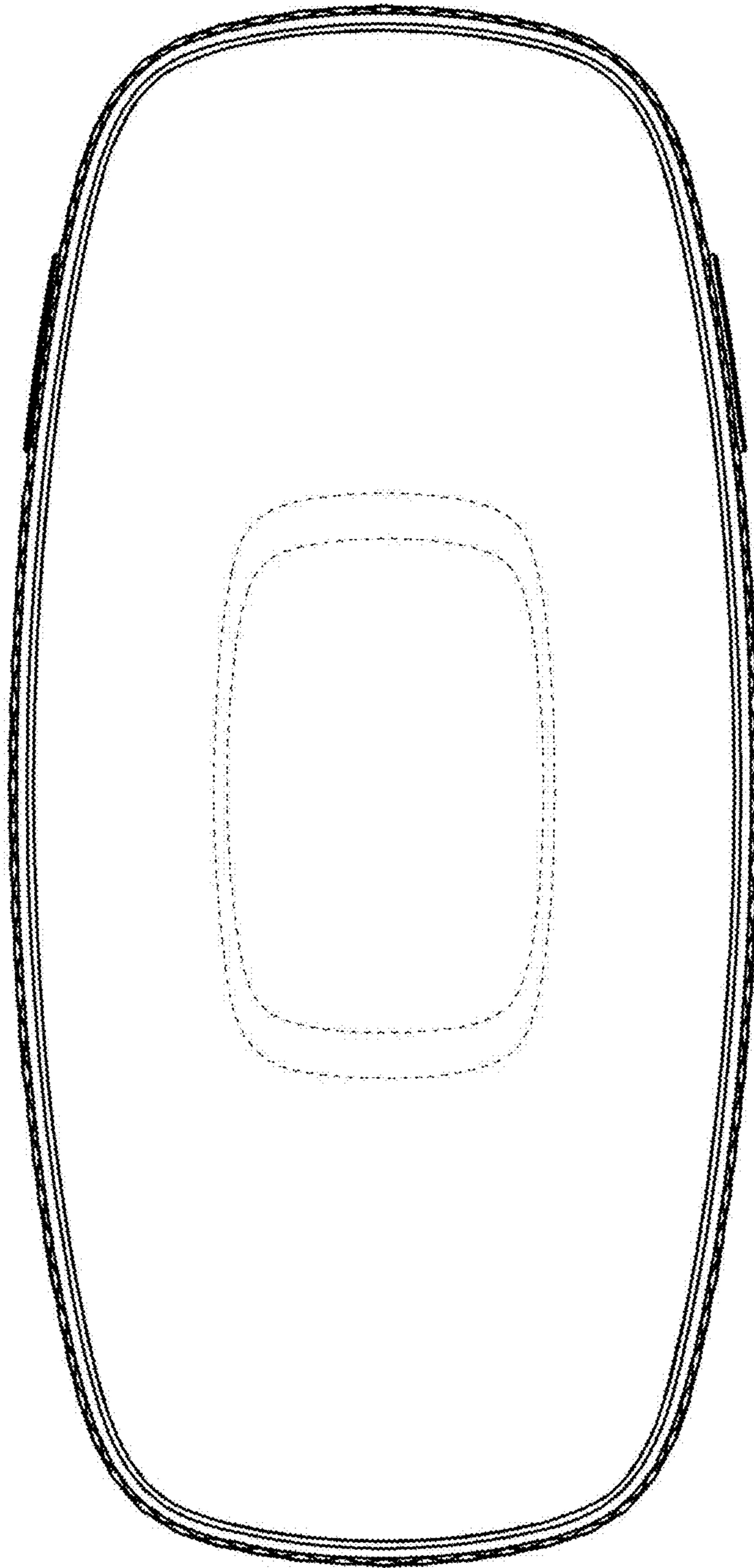
1.5



1.6



1.7



1.8

