



US00D920930S

(12) **United States Design Patent**
Weigel et al.

(10) **Patent No.:** **US D920,930 S**

(45) **Date of Patent:** **** Jun. 1, 2021**

(54) **REMOTE CONTROL**

(71) Applicant: **HOMAG GmbH**, Schopfloch (DE)

(72) Inventors: **Arne Weigel**, Schopfloch (DE); **Viktor Tjuvikov**, Schopfloch (DE); **Timo Zimmermann**, Schopfloch (DE)

(73) Assignee: **HOMAG GMBH**, Schopfloch (DE)

(**) Term: **15 Years**

(21) Appl. No.: **29/713,368**

(22) Filed: **Nov. 15, 2019**

(30) **Foreign Application Priority Data**

May 16, 2019 (EP) 006467155

(51) **LOC (13) Cl.** **14-03**

(52) **U.S. Cl.**
USPC **D13/168**

(58) **Field of Classification Search**
USPC D13/168; D14/218
CPC H04B 1/202; G08C 17/02; G08C 23/04;
G08C 19/00; G08C 19/02; G08C 19/12;
G08C 19/28
See application file for complete search history.

(56) **References Cited**

U.S. PATENT DOCUMENTS

D548,703 S * 8/2007 Vendramini D13/168
D561,116 S * 2/2008 Kato D13/168

D595,671 S * 7/2009 Glassman D13/168
D766,193 S * 9/2016 Desagre D13/168
D770,420 S * 11/2016 Choi D14/218
D786,804 S * 5/2017 Desagre D13/168
D788,049 S * 5/2017 Huang D13/168
D862,400 S * 10/2019 Chretien D13/162

* cited by examiner

Primary Examiner — Selina Sikder

(74) *Attorney, Agent, or Firm* — Burns & Levinson LLP;
Bruce Jobse; Marlo Schepper Groinic

(57) **CLAIM**

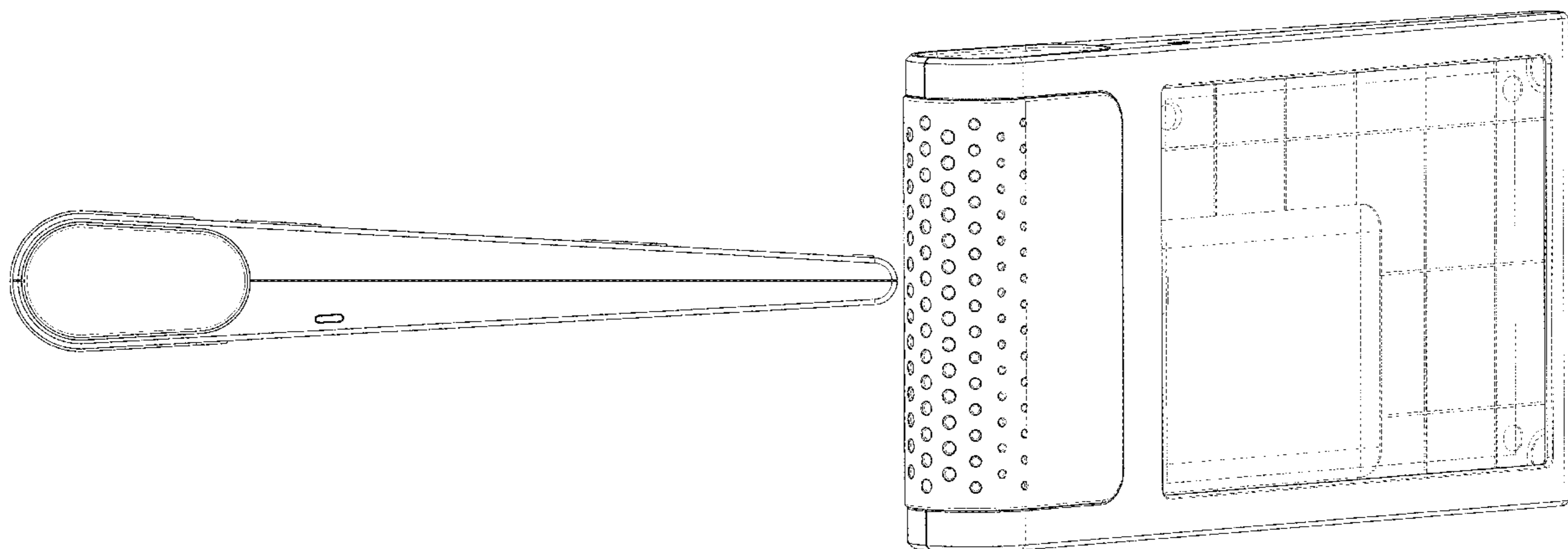
The ornamental design for a remote control, as shown and described.

DESCRIPTION

FIG. 1 is a front view of the remote control of our design; FIG. 2 is a left side view of the remote control; FIG. 3 is a top view of the remote control; FIG. 4 is a right side view of the remote control; FIG. 5 is a back view of the remote control; FIG. 6 is a bottom view of the remote control; and, FIG. 7 is a top/front/left side perspective view of the remote control.

In the drawings, the broken lines depict a portion of the remote control which form no part of the claim.

1 Claim, 7 Drawing Sheets



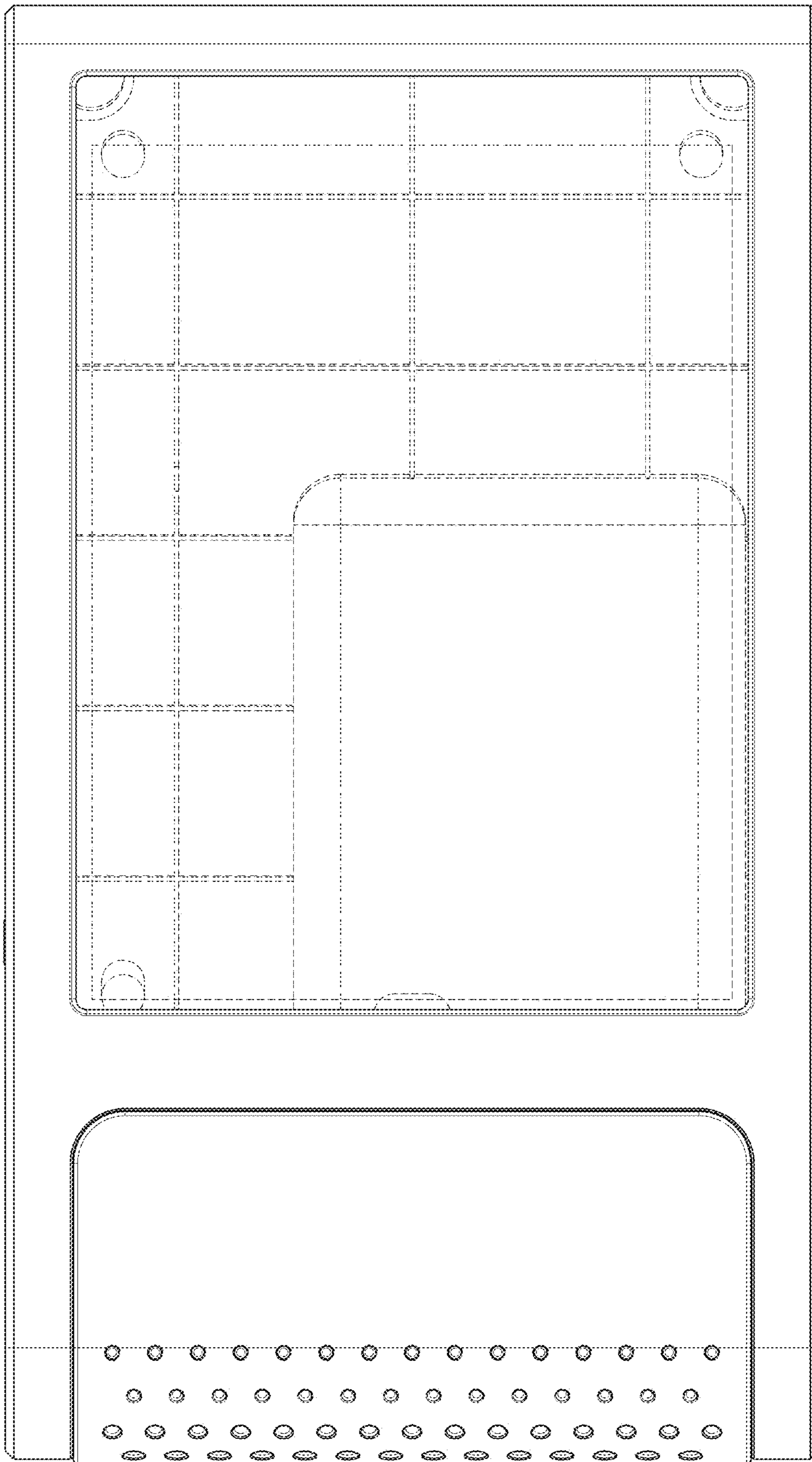


FIG. 1




FIG. 2

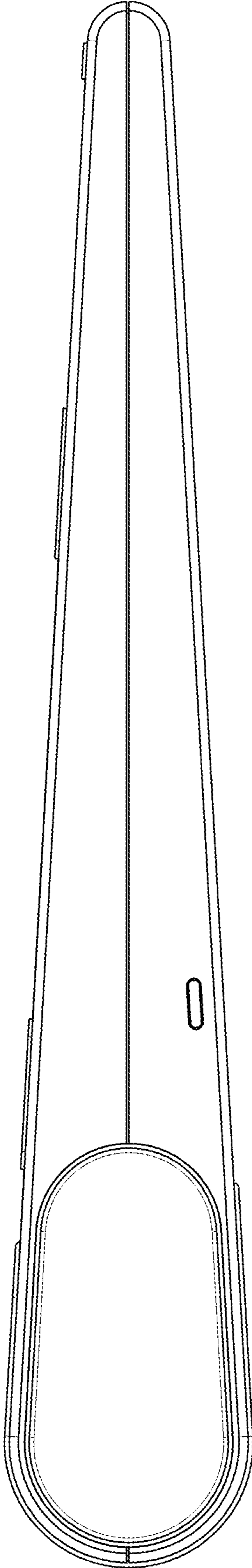


FIG. 3

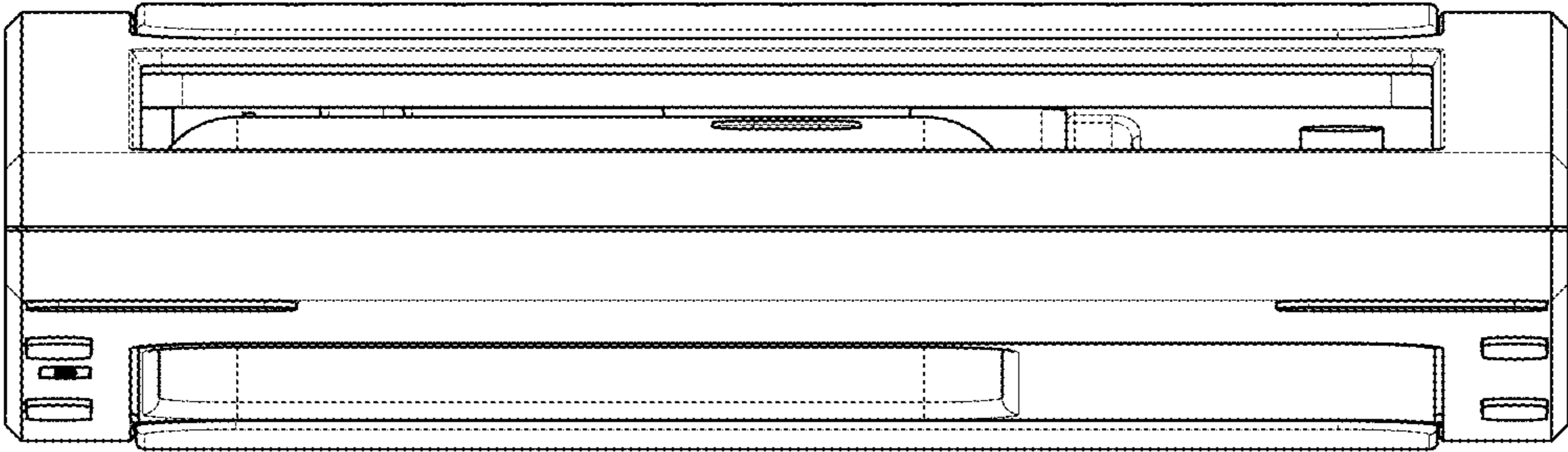


FIG. 4

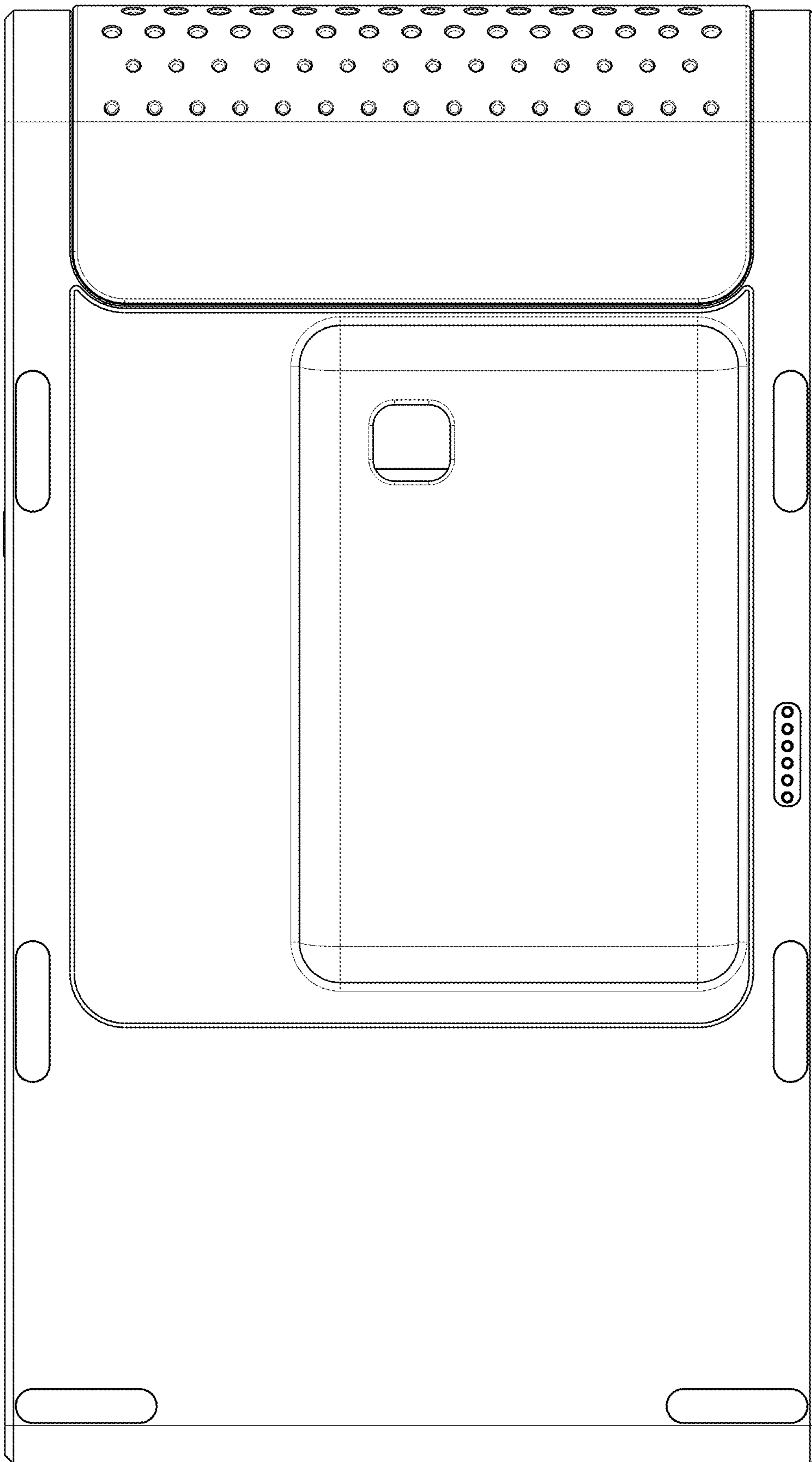


FIG. 5

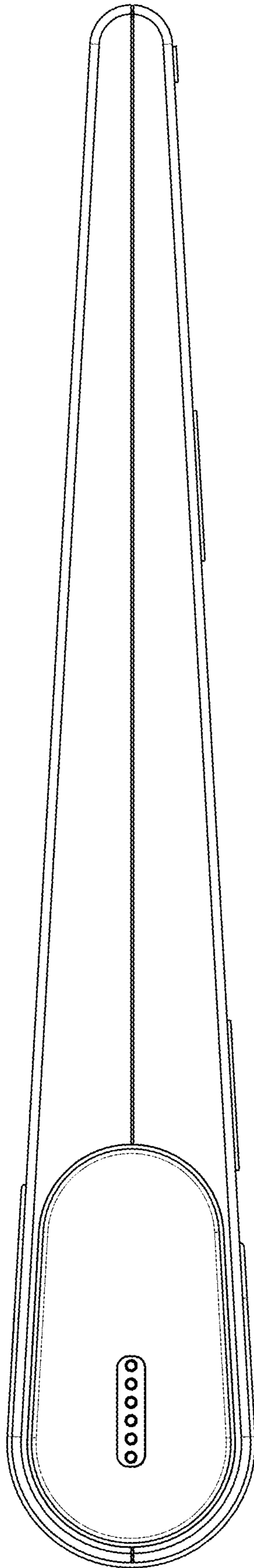


FIG. 6

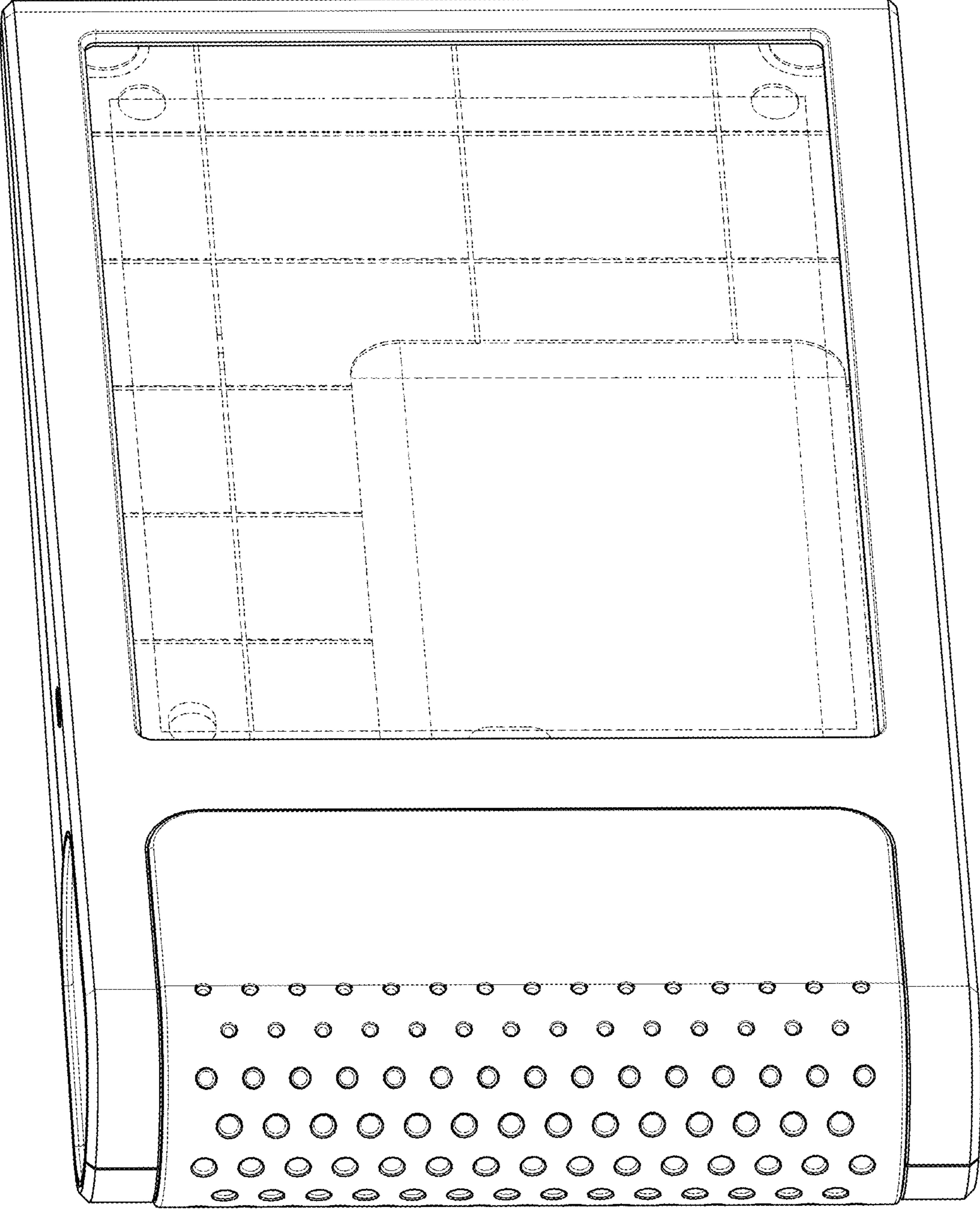


FIG. 7