



US00D920889S

(12) **United States Design Patent**
Tubbs et al.

(10) **Patent No.:** **US D920,889 S**
(45) **Date of Patent:** **** *Jun. 1, 2021**

(54) **INTERIOR OF A PASSENGER CABIN OF AN AIRCRAFT**

CPC B64C 1/00; B64C 1/066; B64C 1/068;
B64C 1/14; B64C 1/18; B64D 11/00;
B64D 11/0015; B64D 11/0023; B64D
11/0691; B64D 11/0046

(71) Applicant: **The Boeing Company**, Chicago, IL
(US)

See application file for complete search history.

(72) Inventors: **Gregory A. Tubbs**, Marysville, WA
(US); **Kevin Cassou**, Everett, WA (US);
David A. Young, Bellingham, WA
(US); **Trevis Kurz**, Seattle, WA (US);
Franco M. Cagnina, Lynnwood, WA
(US); **Gary E. Liljebeck**, Bothell, WA
(US); **Adam Boroughs**, Seattle, WA
(US)

(56) **References Cited**

U.S. PATENT DOCUMENTS

D463,357 S *	9/2002	Granzeier	D12/345
D539,210 S *	3/2007	Guard	D12/345
D610,521 S *	2/2010	Pirie	D12/345
D732,459 S *	6/2015	Zuber	D12/345
D743,322 S *	11/2015	Zuber	D12/345

* cited by examiner

(73) Assignee: **The Boeing Company**, Chicago, IL
(US)

Primary Examiner — Abraham Bahta

(*) Notice: This patent is subject to a terminal disclaimer.

(57) **CLAIM**

The ornamental design for an interior of a passenger cabin of an aircraft, as shown and described.

(**) Term: **15 Years**

DESCRIPTION

(21) Appl. No.: **29/695,038**

FIG. 1 is a perspective view of an ornamental design of an interior of a passenger cabin having center pivotable upper bucket of luggage stow bins in the up or closed position and side pivotable lower bucket of luggage stow bins in the up or closed position; and,

(22) Filed: **Jun. 14, 2019**

FIG. 2 is an elevational view of the ornamental design of the interior of the passenger cabin showing the center pivotable upper bucket of luggage stow bins and side pivotable lower bucket of luggage stow bins in phantom, in the up or closed position on the left side and the down or open position on the right side.

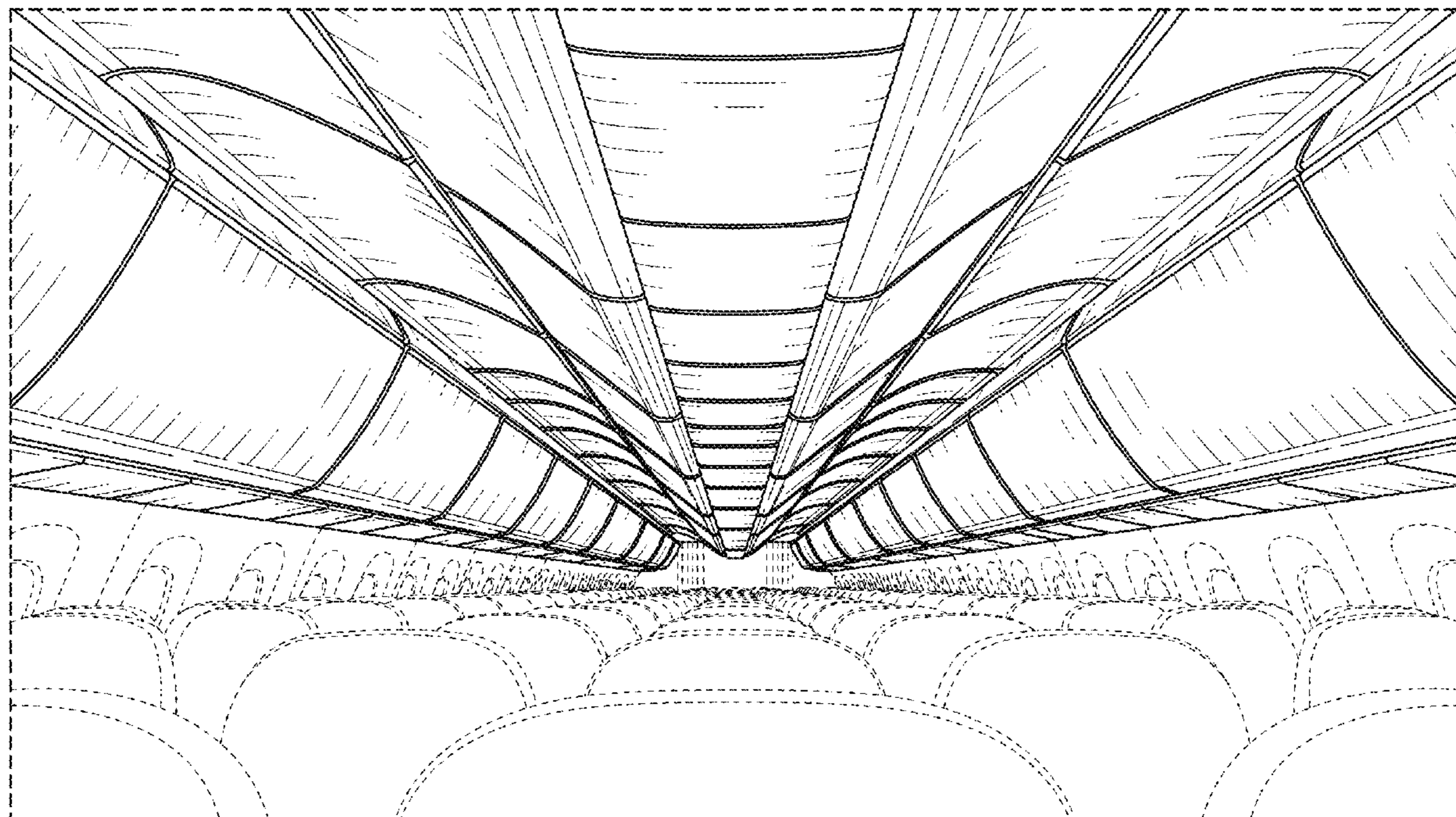
(51) **LOC (13) Cl.** **12-16**

(52) **U.S. Cl.**
USPC **D12/418**

(58) **Field of Classification Search**
USPC D12/319, 345, 418, 190, 195, 415,
D12/423-425; 244/117 R, 118.1, 118.5,
244/118.6, 119, 129.1, 129.3, 129.4,
244/129.5

The broken lines are for illustrative purposes only and form no part of the claimed design.

1 Claim, 2 Drawing Sheets






FIG. 1

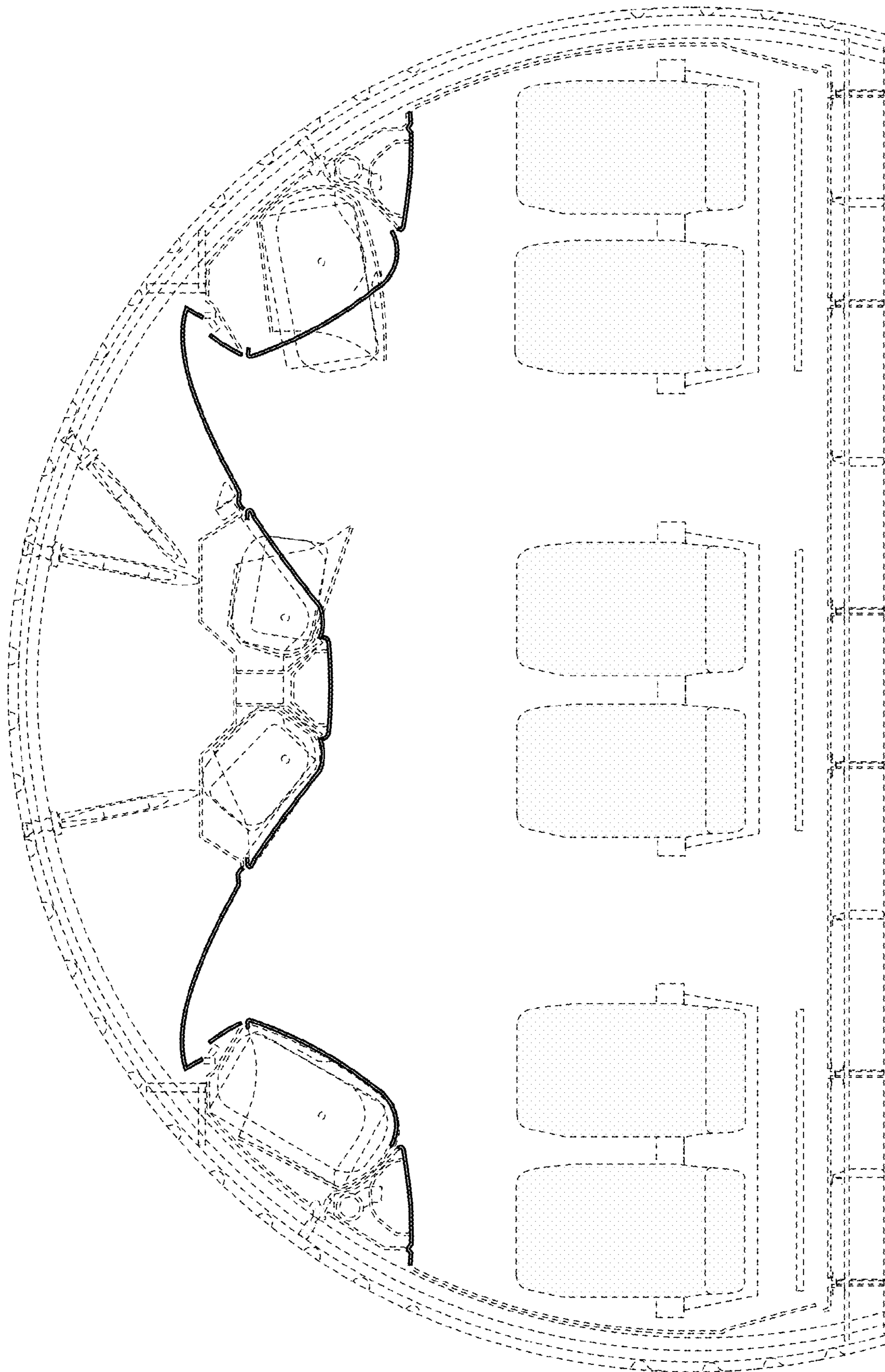


FIG. 2