



US00D920874S

(12) **United States Design Patent**  
**Celik**

(10) **Patent No.:** **US D920,874 S**

(45) **Date of Patent:** **\*\* Jun. 1, 2021**

(54) **WHEEL OR WHEEL COVER**

(71) Applicant: **FORGIATO INC.**, Sun Valley, CA (US)

(72) Inventor: **Norman Celik**, Sun Valley, CA (US)

(73) Assignee: **Forgiato Inc.**, Sun Valley, CA (US)

(\*\*) Term: **15 Years**

(21) Appl. No.: **29/726,888**

(22) Filed: **Mar. 6, 2020**

(51) **LOC (13) Cl.** ..... **12-16**

(52) **U.S. Cl.**  
USPC ..... **D12/209**

(58) **Field of Classification Search**  
USPC ..... D12/204-213; D21/563  
CPC .... B60B 7/00; B60B 7/02; B60B 7/04; B60B 7/01; B60B 7/06; B60B 3/02; B60B 3/04; B60B 3/06; B60B 3/10; B60B 1/00; B60B 1/08; B60B 1/10; B60B 1/12  
See application file for complete search history.

(56) **References Cited**

**U.S. PATENT DOCUMENTS**

D175,179 S *	7/1955	Lyon	.....	D12/211
D202,033 S *	8/1965	Hibbard	.....	D12/211
D244,845 S *	6/1977	Woodward	.....	D12/211
D244,846 S *	6/1977	Woodward	.....	D12/211
D244,847 S *	6/1977	Woodward	.....	D12/211

D277,471 S *	2/1985	Uder	.....	D12/211
D327,049 S *	6/1992	Boyer	.....	D12/211
D438,164 S *	2/2001	Langerer	.....	D12/211
D461,444 S *	8/2002	Bernoni	.....	D12/211
D476,937 S *	7/2003	Brintouch	.....	D12/204
D516,004 S *	2/2006	Hernandez	.....	D12/211
D573,523 S *	7/2008	Me Math	.....	D12/211
D578,052 S *	10/2008	Me Math	.....	D12/205
D590,758 S *	4/2009	Chen	.....	D12/209
D630,993 S *	1/2011	Cortes	.....	D12/211
D803,750 S *	11/2017	Lettieri	.....	D12/209
D804,389 S *	12/2017	Lettieri	.....	D12/209
D824,835 S *	8/2018	Ferrett	.....	D12/211
D885,291 S *	5/2020	Han	.....	D12/209
D902,107 S *	11/2020	Tomasson	.....	D12/209

\* cited by examiner

*Primary Examiner* — Stacia A Cadmus

(74) *Attorney, Agent, or Firm* — Renner, Otto, Boisselle & Sklar, LLP

(57) **CLAIM**

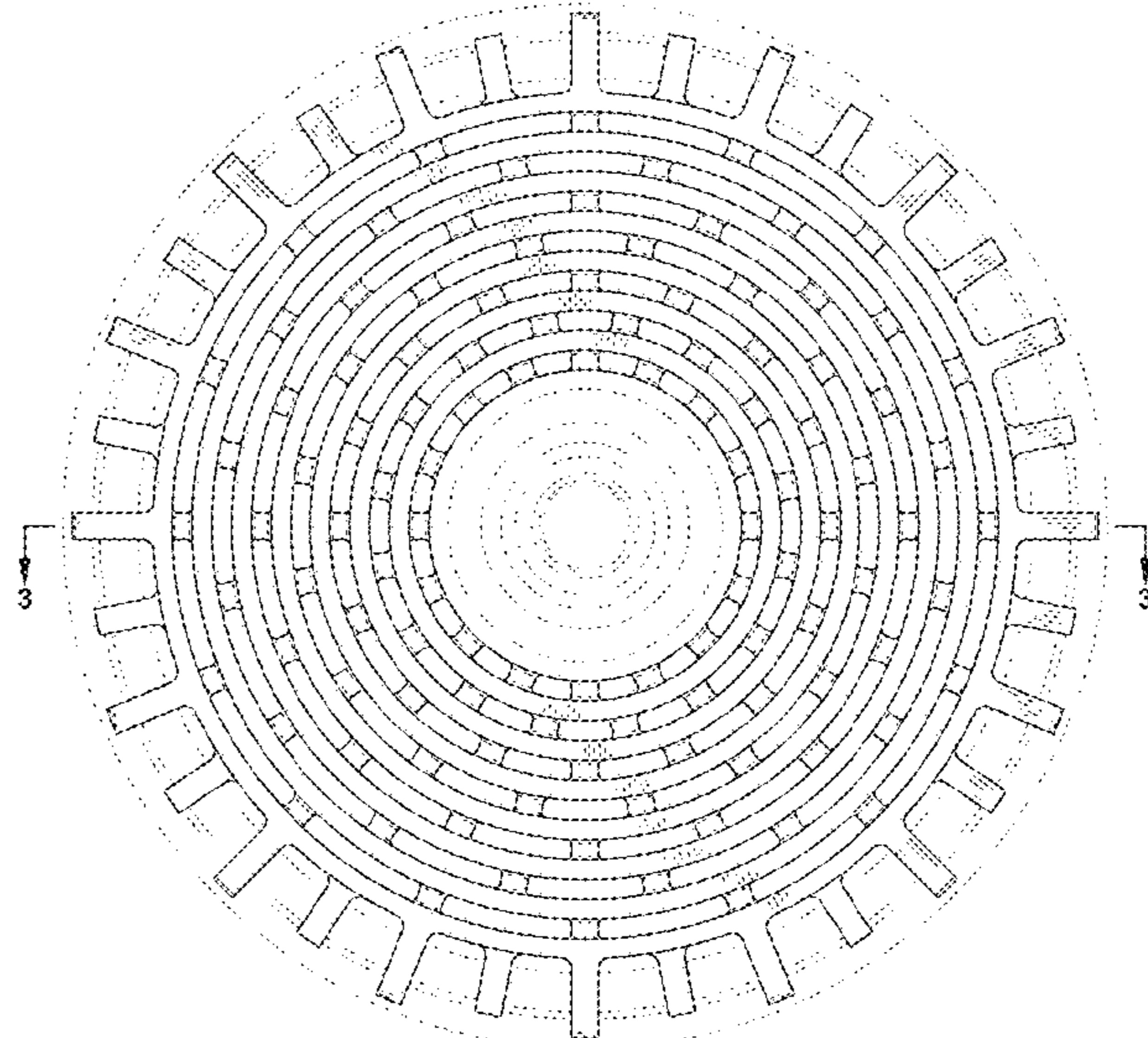
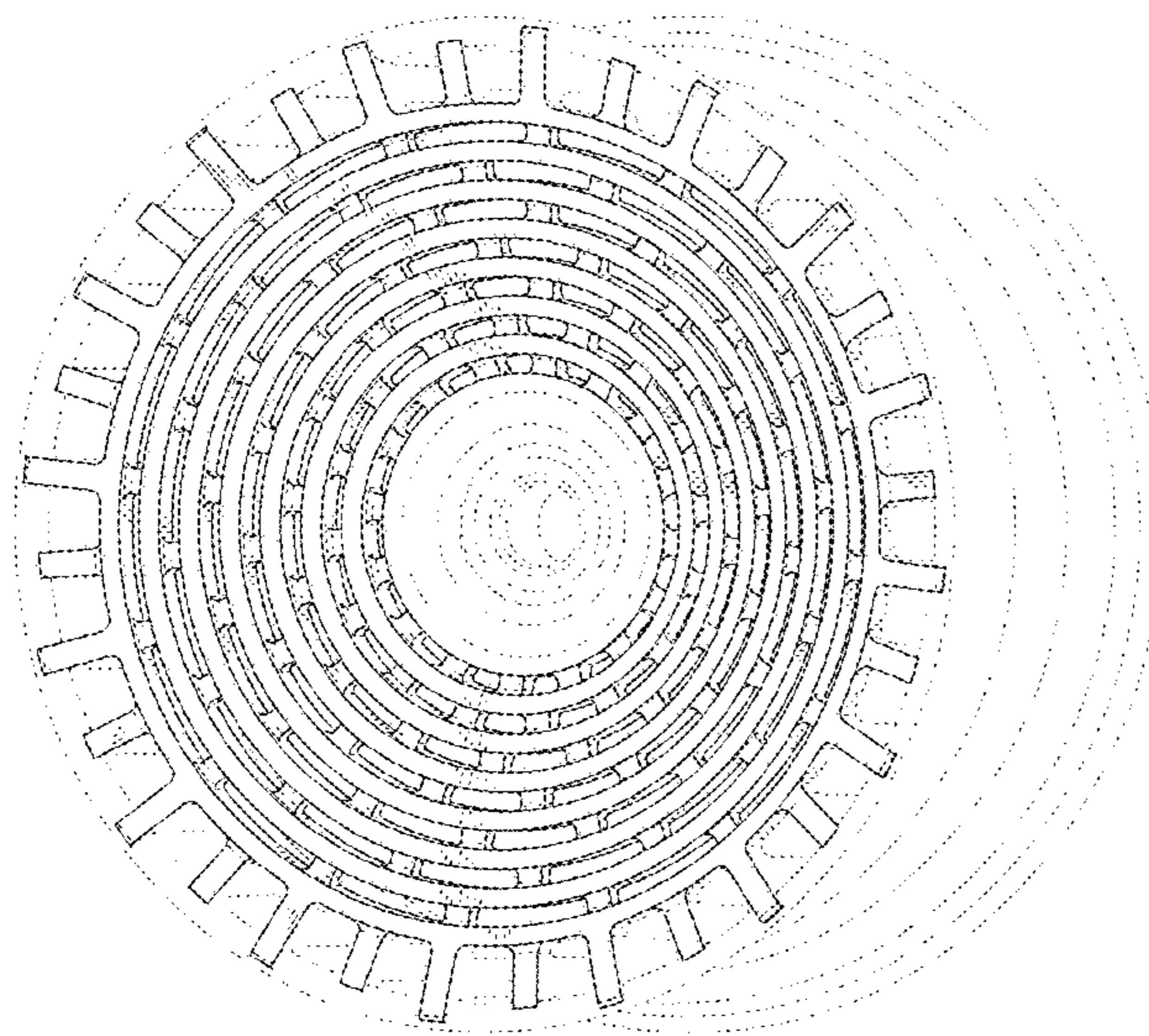
The ornamental design for a wheel or wheel cover, as shown and described.

**DESCRIPTION**

FIG. 1 is a perspective view of a wheel or wheel cover according to the design; and  
FIG. 2 is a front view thereof; and,  
FIG. 3 is a cross sectional view of the wheel or wheel cover taken along line 3-3 in FIG. 2.

In the drawings the broken lines depict portions of the wheel that form no part of the claimed design.

**1 Claim, 3 Drawing Sheets**



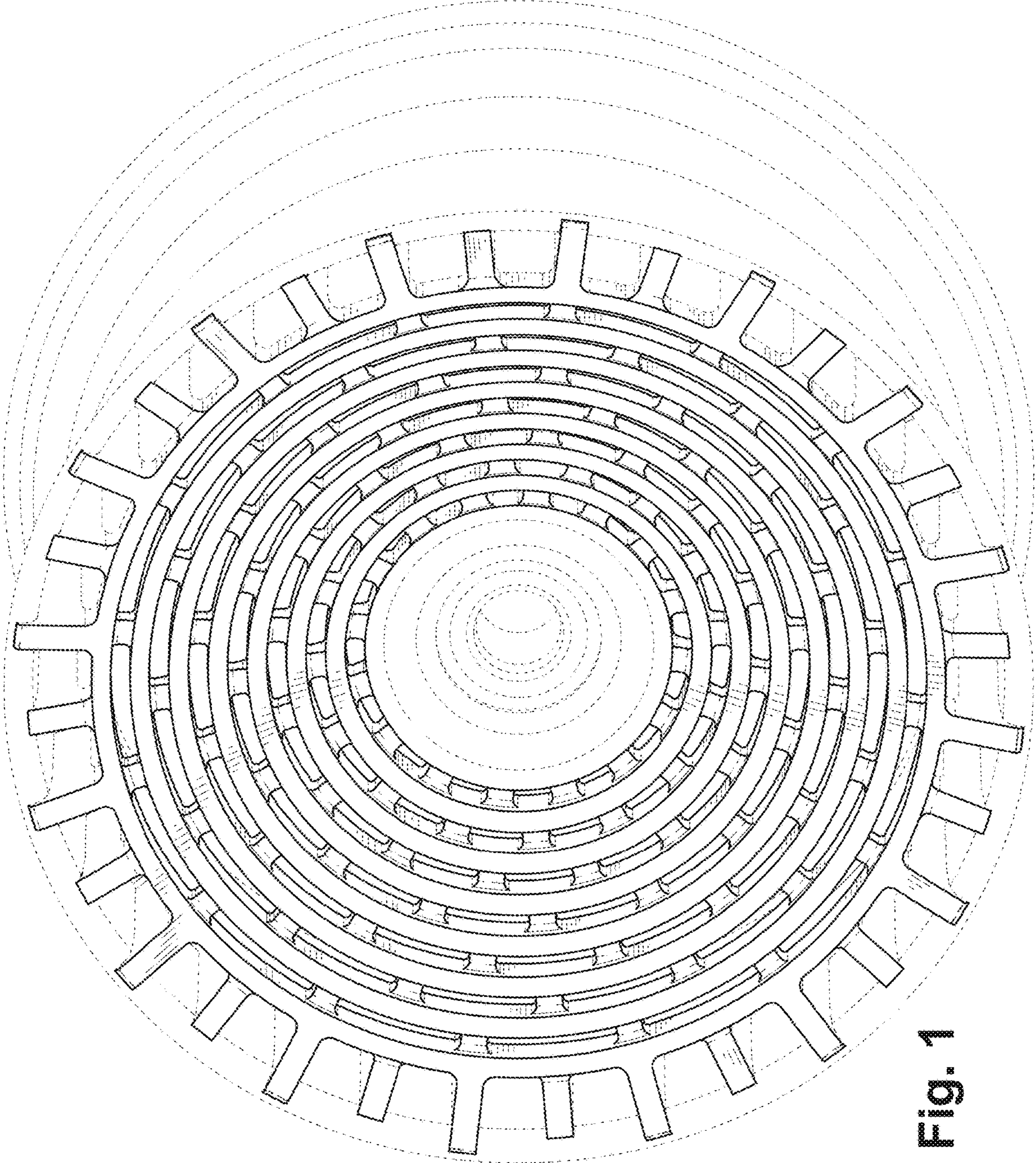


Fig. 1

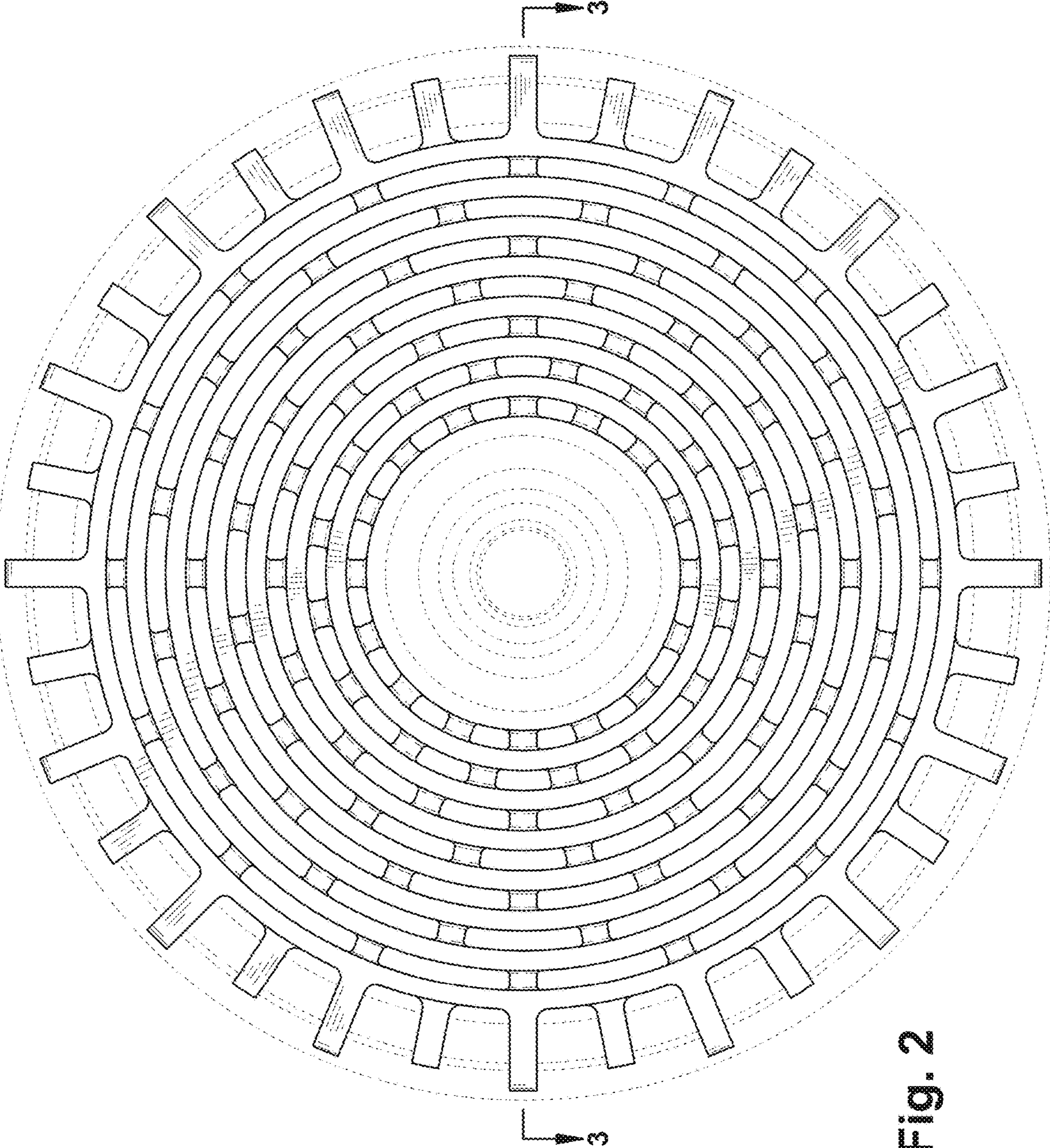


Fig. 2

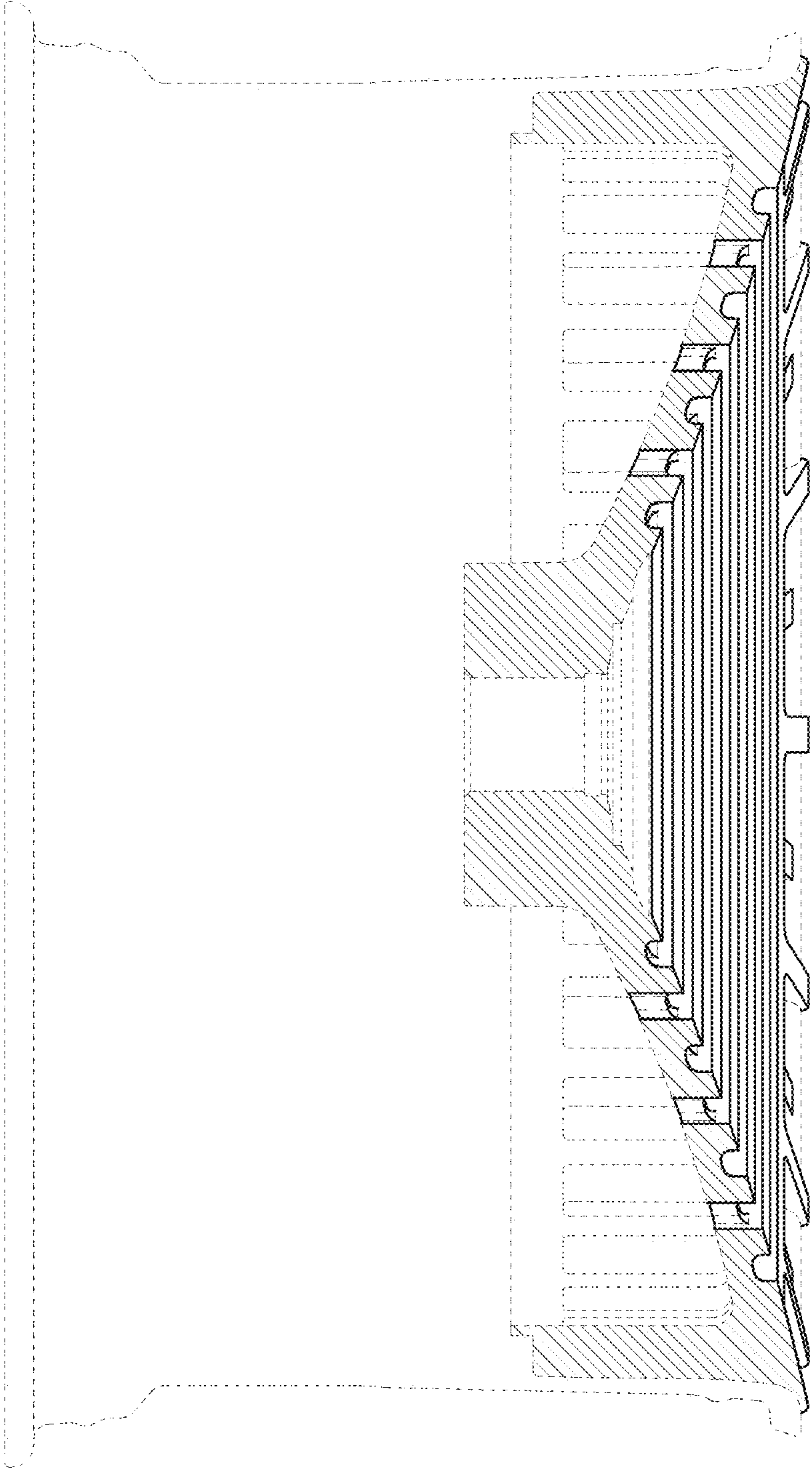


Fig. 3