



US00D920866S

(12) **United States Design Patent** (10) **Patent No.:** **US D920,866 S**
Bennett et al. (45) **Date of Patent:** **** Jun. 1, 2021**

(54) **FRONT FLARE**
(71) Applicant: **OMIX-ADA, INC.**, Ann Arbor, MI (US)
(72) Inventors: **Patrick W. Bennett**, Gainesville, GA (US); **Eric Lance Russell**, Lilburn, GA (US)
(73) Assignee: **OMIX-ADA, INC.**, Ann Arbor, MI (US)
(**) Term: **15 Years**

D803,119 S * 11/2017 Beermann D12/184
D803,741 S * 11/2017 Tsubaki D12/184
D805,013 S * 12/2017 Whitla D12/181
D806,622 S * 1/2018 Granlund D12/184
D807,261 S * 1/2018 Zavatski D12/184
9,890,966 B2 * 2/2018 Mueller B62D 25/16
D817,829 S * 5/2018 Behmer D12/184
D820,751 S * 6/2018 Luk D12/184
D823,741 S * 7/2018 Kim D12/169
10,023,241 B2 * 7/2018 Umemoto B62D 37/02
10,035,543 B2 * 7/2018 Sato B60J 5/0444
D826,811 S * 8/2018 Lim D12/184
D827,527 S * 9/2018 Loeb D12/184
D827,528 S * 9/2018 Gueler D12/184

(Continued)

(21) Appl. No.: **29/698,343**
(22) Filed: **Jul. 16, 2019**
(51) **LOC (13) Cl.** **12-16**
(52) **U.S. Cl.**
USPC **D12/184**
(58) **Field of Classification Search**
USPC D12/114, 181, 184, 196; D15/28
CPC B62D 25/16; B62D 25/18
See application file for complete search history.

Primary Examiner — Brett Miller
Assistant Examiner — Suzanne E Tisdell
(74) *Attorney, Agent, or Firm* — The Dobrusin Law Firm, P.C.

(57) **CLAIM**

The ornamental design for a front flare, as shown and described.

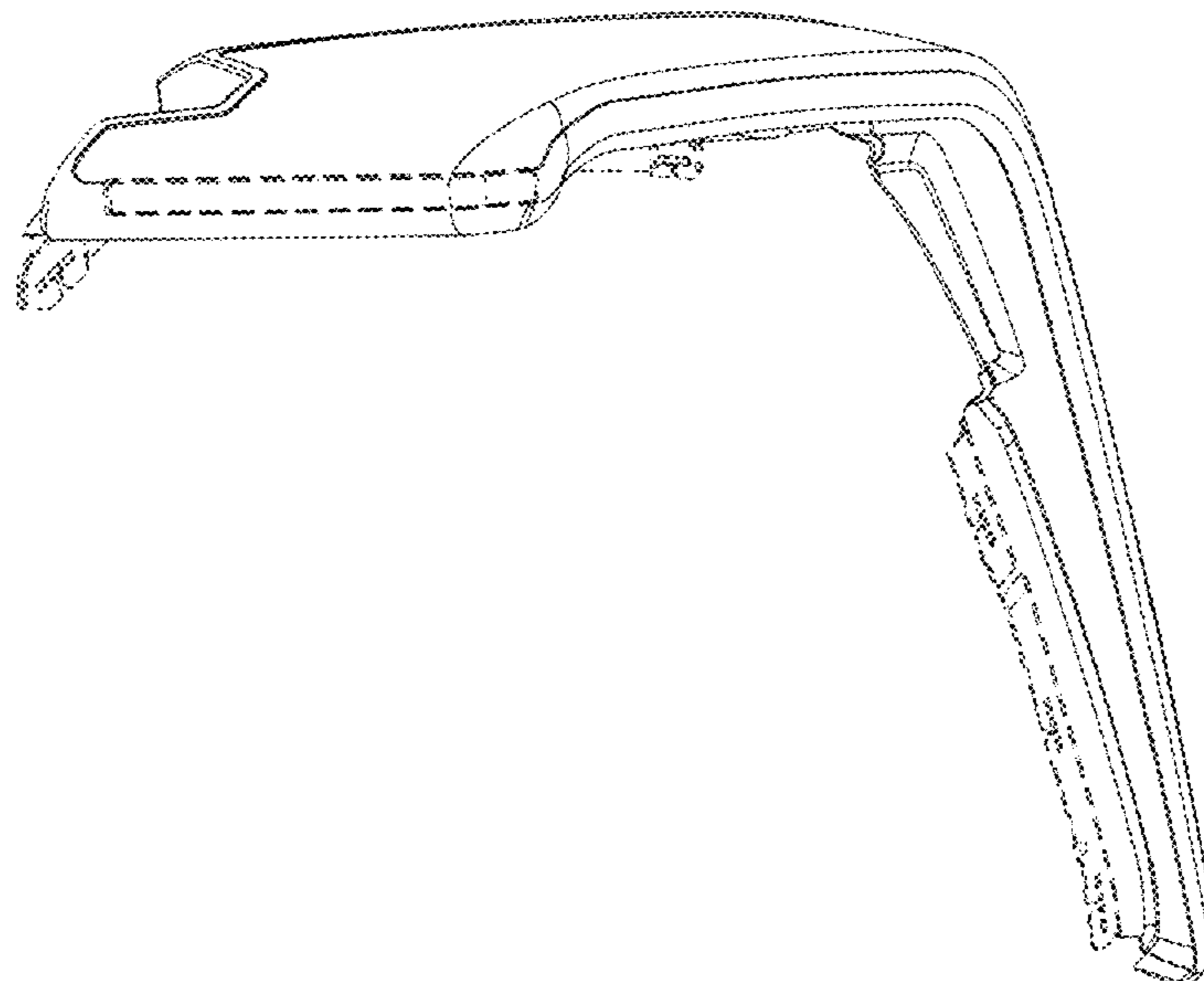
DESCRIPTION

FIG. 1 is a front perspective view of the present design.
FIG. 2 is a rear perspective view of FIG. 1.
FIG. 3 is a front elevational view of FIG. 1.
FIG. 4 is a back elevational view of FIG. 1.
FIG. 5 is a top elevational view of FIG. 1.
FIG. 6 is a bottom elevational view of FIG. 1.
FIG. 7 is a first side elevational view of FIG. 1.
FIG. 8 is a second side elevational view of FIG. 1; and,
FIG. 9 is a perspective view of the present design connected to a vehicle.
Evenly-spaced broken lines which define the bounds of the claimed design form no part thereof and dot-dash pattern broken lines show environmental structure that also forms no part of the claimed design.

1 Claim, 7 Drawing Sheets

(56) **References Cited**
U.S. PATENT DOCUMENTS

D570,509 S 6/2008 Logan
D582,825 S 12/2008 Logan
D623,103 S 9/2010 Braga
D712,324 S 9/2014 McFarlin et al.
D741,235 S 10/2015 Hanson et al.
9,278,716 B1 * 3/2016 Joseph B62D 29/043
D756,870 S * 5/2016 Tsutamori D12/184
D758,935 S * 6/2016 Platto D12/184
9,403,557 B1 * 8/2016 Sharma B62D 25/16
9,487,238 B2 * 11/2016 Iwano B62D 65/024
D775,031 S * 12/2016 Frascella D12/184
D781,193 S 3/2017 McMath
D787,395 S * 5/2017 Curic D12/181
9,669,876 B2 * 6/2017 Iwano B62D 25/16
9,738,322 B2 * 8/2017 Matthiessen B62D 25/04



(56)

References Cited

U.S. PATENT DOCUMENTS

D827,529 S * 9/2018 Al Attar D12/184
D828,254 S * 9/2018 Simm D12/184
10,077,085 B2 * 9/2018 Pfaffelhuber B62D 27/02
D839,806 S 2/2019 Chi
D847,709 S 5/2019 Neal
D861,561 S 10/2019 Mallicote et al.
D863,159 S 10/2019 Goodrich et al.
D875,006 S 2/2020 DiCanzio
D883,157 S 5/2020 McMath
D892,694 S 8/2020 Li

* cited by examiner

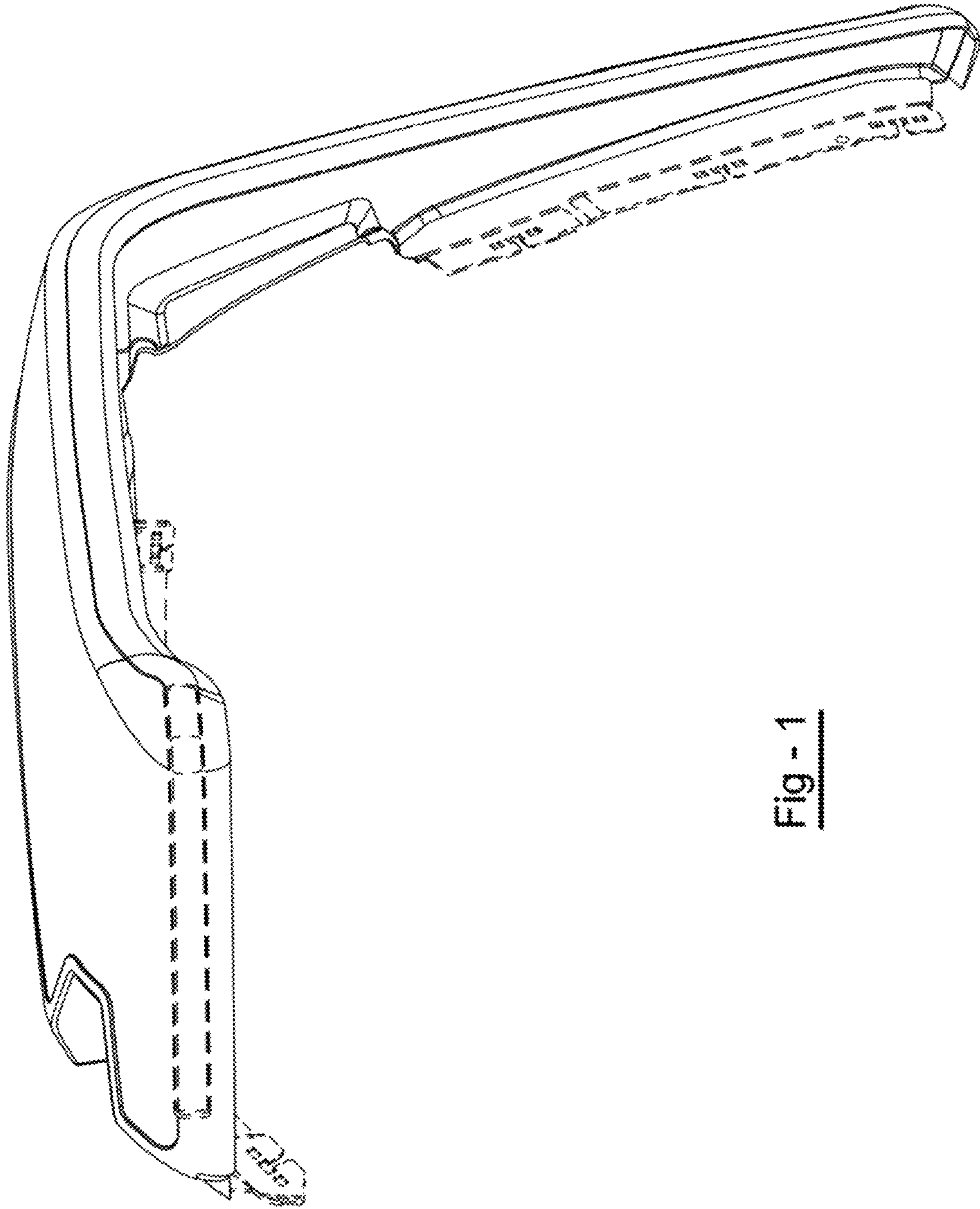


Fig - 1

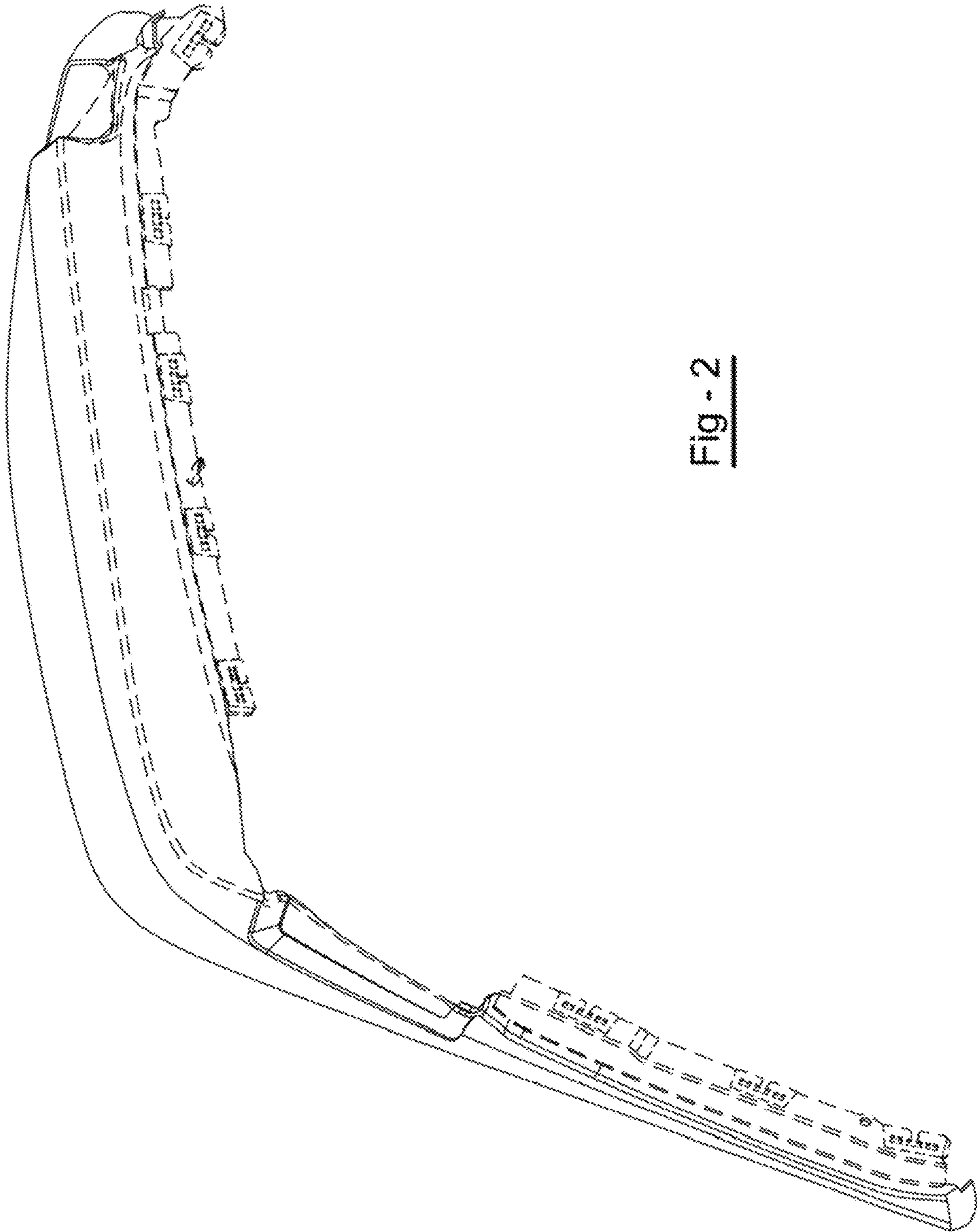


Fig. 2

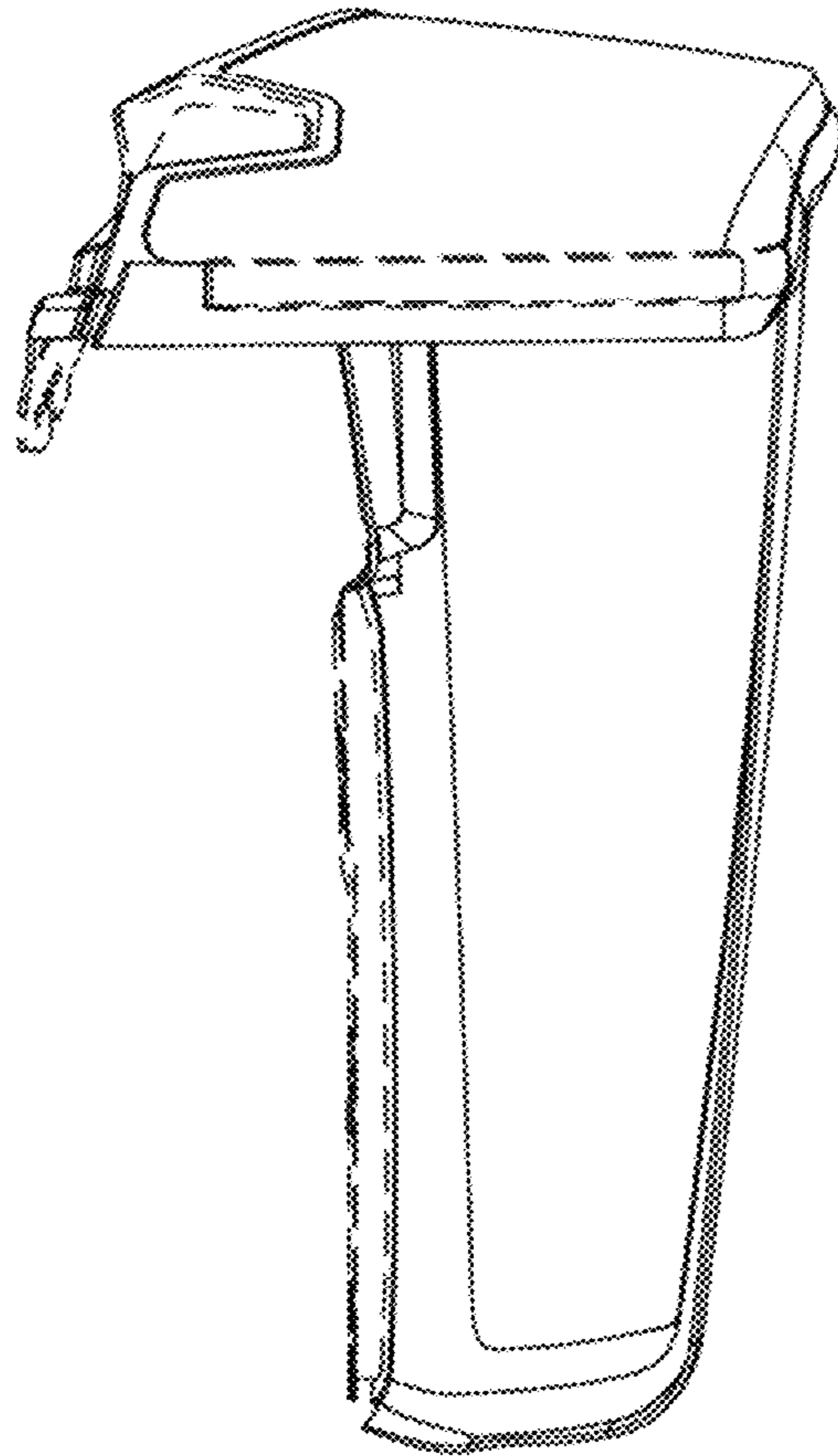


Fig - 3

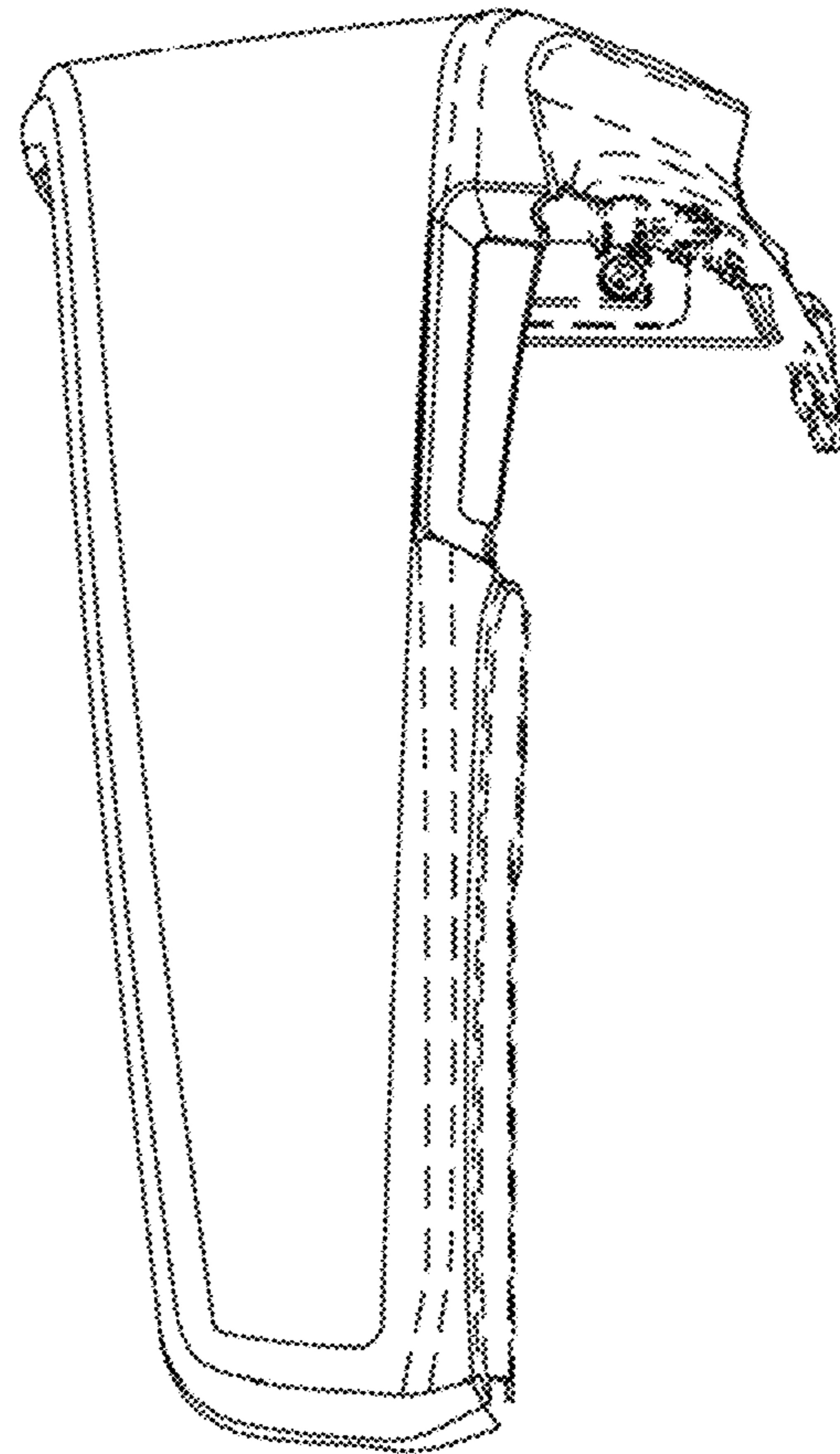


Fig - 4

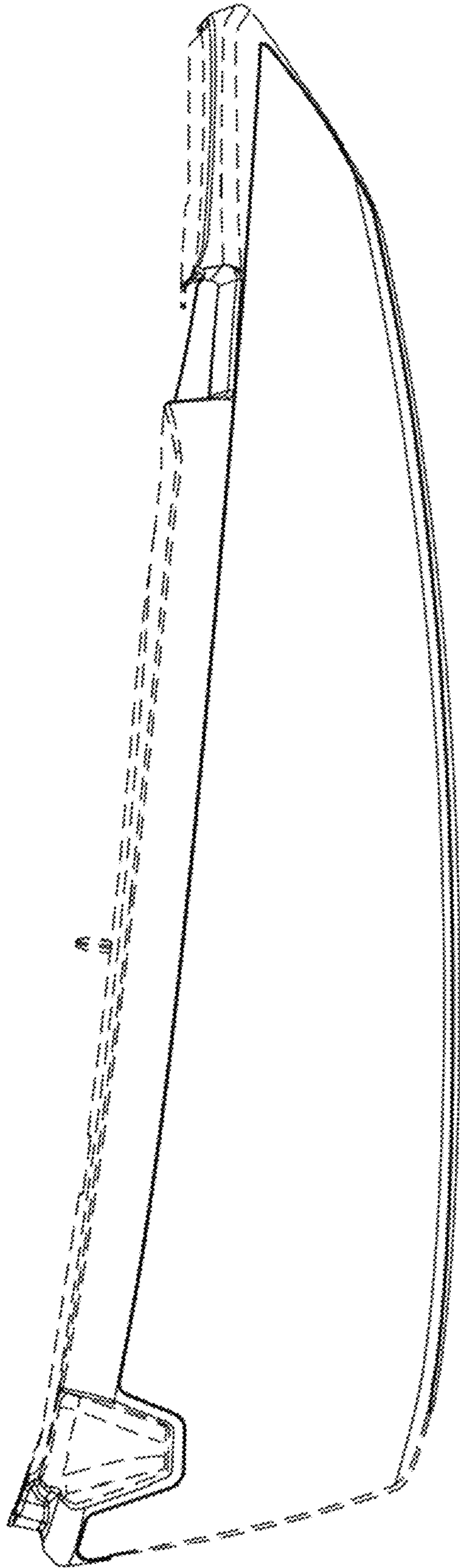


Fig - 5

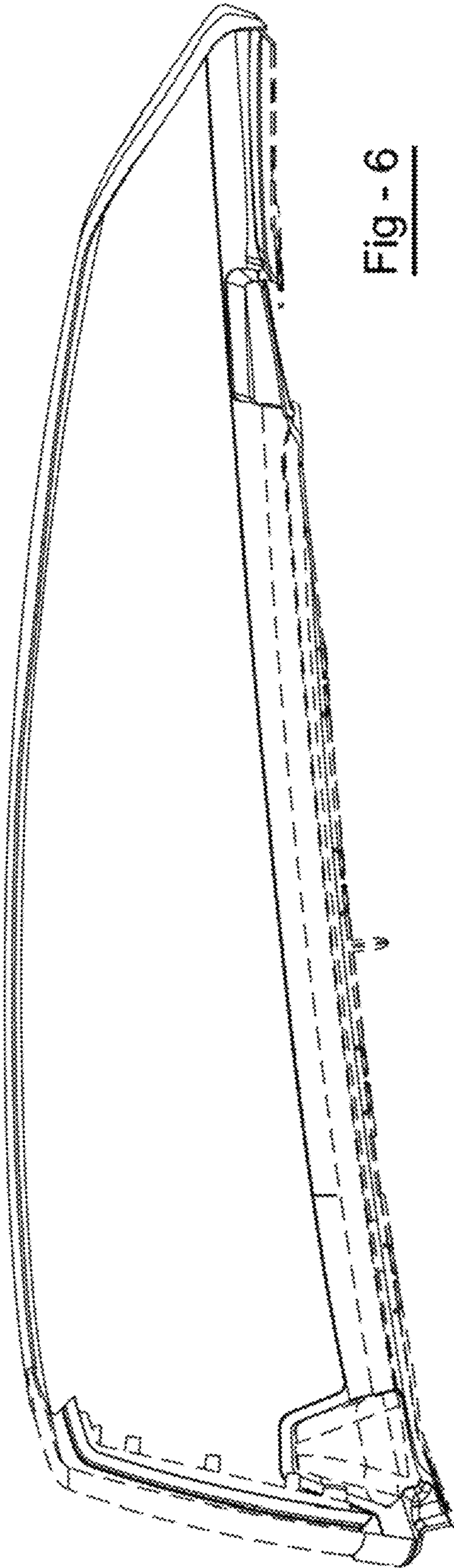


Fig - 6

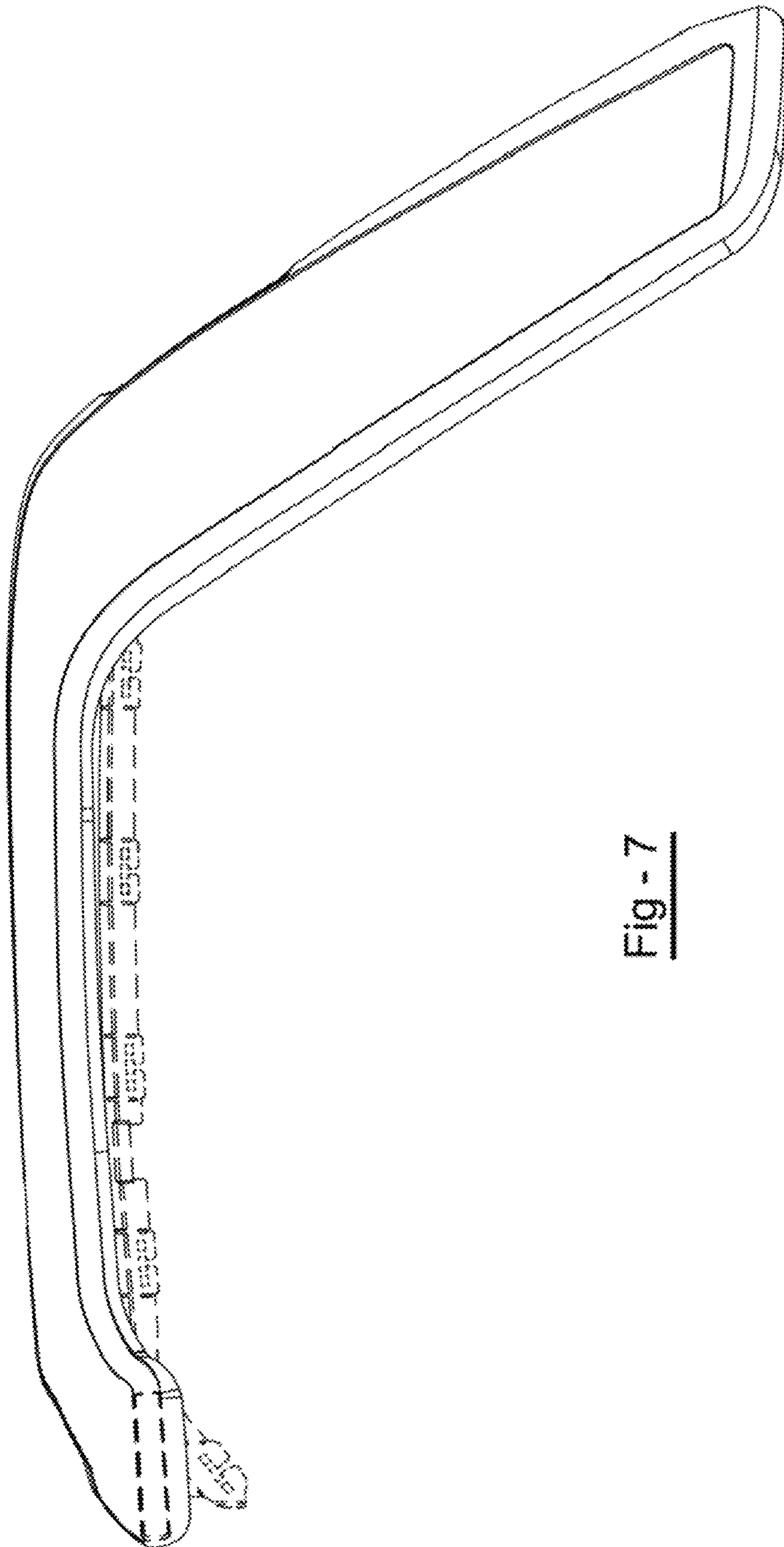


Fig - 7

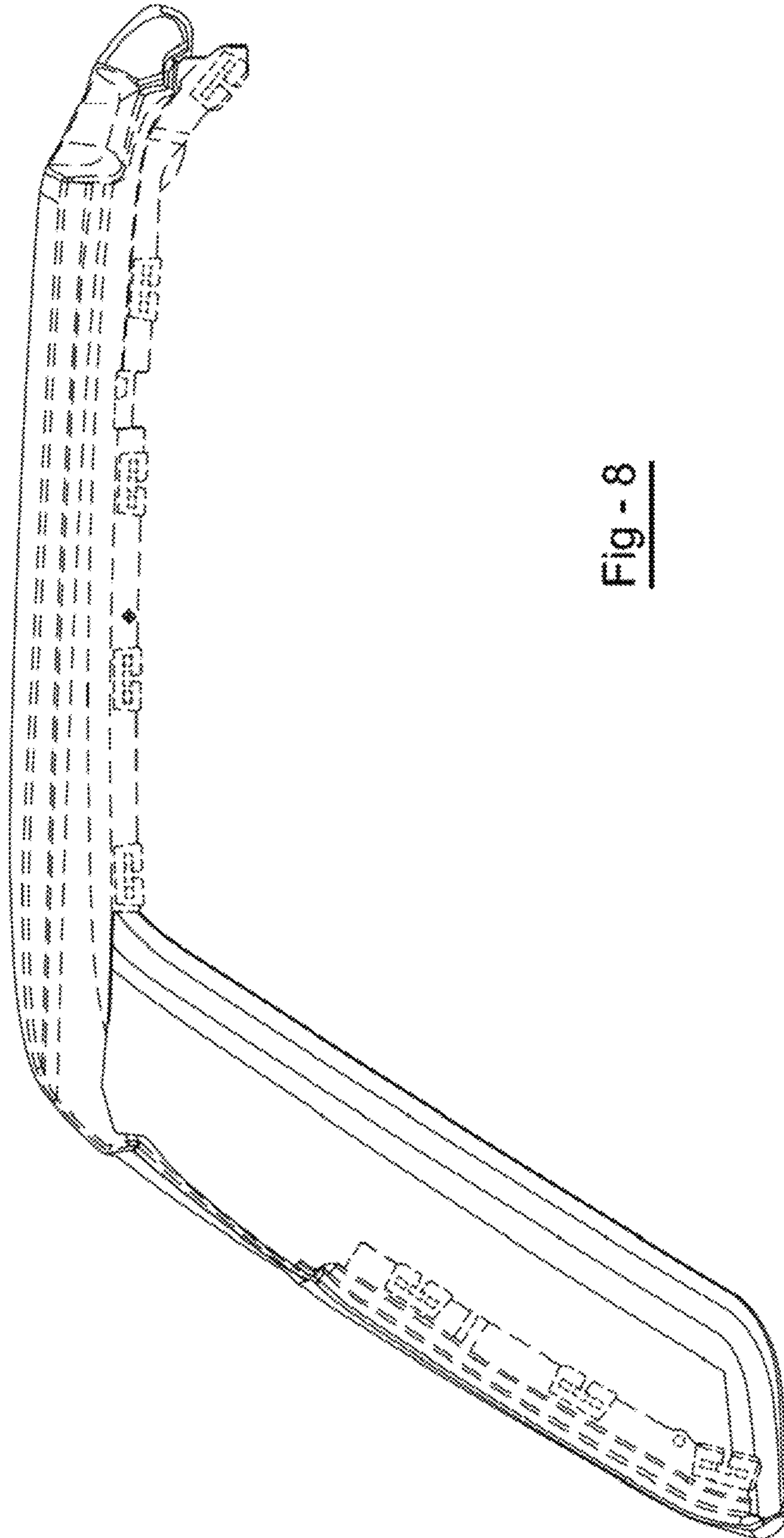


Fig - 8

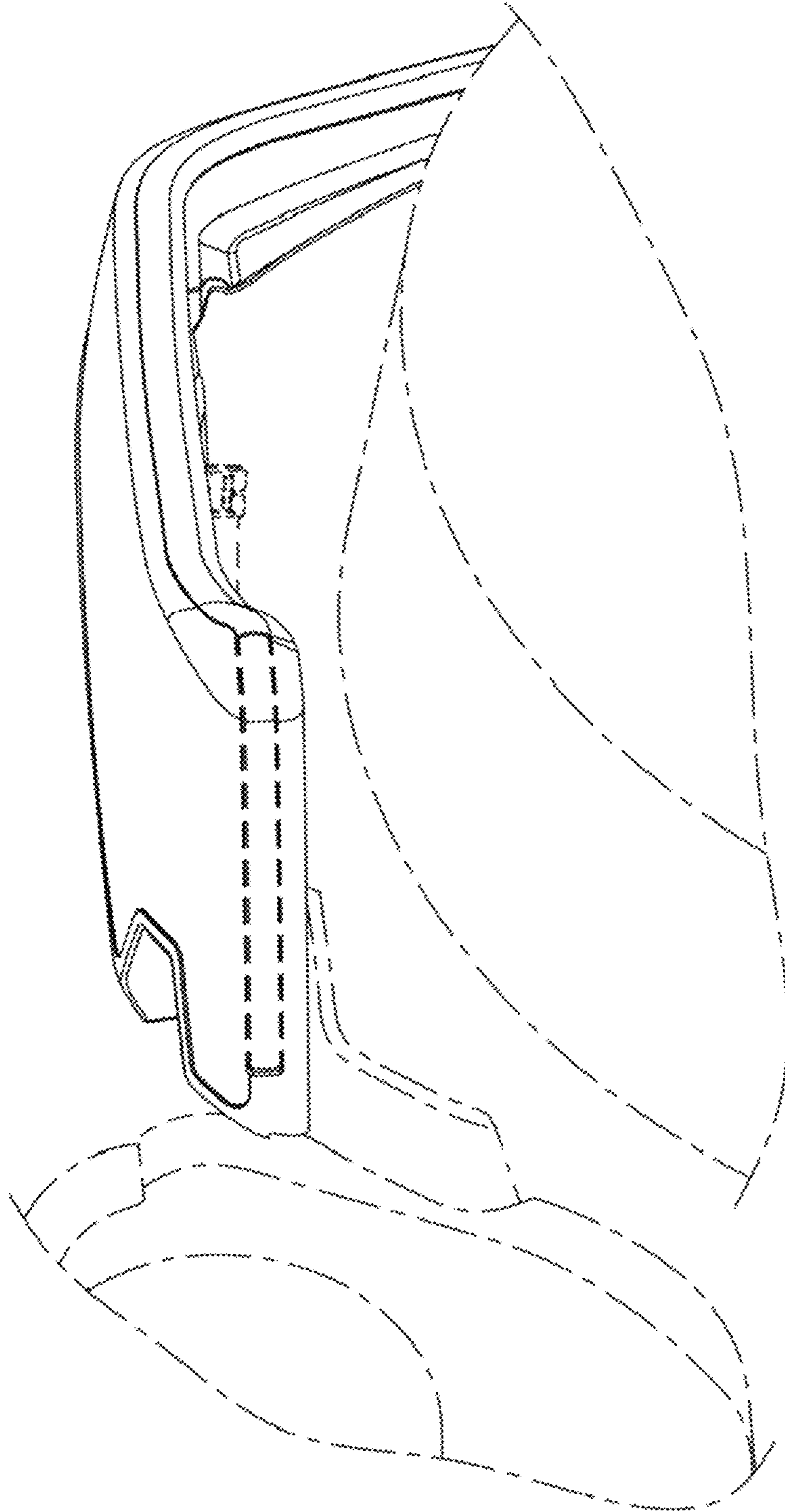


Fig - 9