



US00D920840S

(12) **United States Design Patent**
Rossi

(10) **Patent No.:** **US D920,840 S**

(45) **Date of Patent:** **** Jun. 1, 2021**

(54) **BUCKLE**

(71) Applicant: **GIANVITO ROSSI S.R.L.**
UNIPERSONALE, Milan (IT)

(72) Inventor: **Gianvito Rossi, San Mauro Pascoli (IT)**

(**) Term: **15 Years**

(21) Appl. No.: **35/509,428**

(22) Filed: **Nov. 18, 2019**

(80) **Hague Agreement Data**

Int. Filing Date: **Nov. 18, 2019**

Int. Reg. No.: **DM/204931**

Int. Reg. Date: **Nov. 18, 2019**

Int. Reg. Pub. Date: **May 22, 2020**

(51) **LOC (13) Cl.** **02-07**

(52) **U.S. Cl.**
USPC **D11/234**

(58) **Field of Classification Search**
USPC D2/627-638, 639, 929, 930, 931, 932,
D2/933, 934, 946, 976; D10/200, 201,
D10/202, 203, 204, 206, 212, 216, 218,
D10/220, 229, 230, 231, 232, 233, 234,
D10/237, 238, 239; D11/7, 3, 87
CPC A41D 25/008; G02C 3/003; F16G 11/101;
F16G 11/106; F16G 11/10; F16G 11/14;
A43C 7/00; A44B 6/00; A44B 11/001;
A44B 11/006; A45F 2005/00; A45F
2200/055

See application file for complete search history.

(56) **References Cited**

U.S. PATENT DOCUMENTS

50,979 A * 11/1865 Woodruff A44B 11/223
24/180
64,273 A * 4/1867 Barrow A44B 11/24
24/177
D58,480 S * 7/1921 Hauser D11/237

D93,513 S * 10/1934 Phifer D2/933
D96,693 S * 8/1935 Phifer D2/933
D100,227 S * 6/1936 Sobel D2/933
D105,503 S * 8/1937 Pfeiffer D2/931
2,386,251 A * 10/1945 Mefford A44B 11/02
24/200
2,587,796 A * 3/1952 Whitehouse A44B 11/001
40/640
D168,118 S * 11/1952 Petteruti D11/234
2,634,479 A * 4/1953 Whitehouse A44B 11/001
24/176
D240,317 S * 6/1976 Durante D11/87
D264,767 S * 6/1982 Spreter D11/230
D604,668 S * 11/2009 Della Valle D11/229
D877,657 S * 3/2020 Dixon D11/231

OTHER PUBLICATIONS

Facebook Photo Gianvito Rossi, Jan. 11, 2021, [online], [site visited Feb. 12, 2021], Retrieved from url:https://www.facebook.com/GianvitoRossiOfficial/photos/a.1408930562693840/2745816482338568/?type=3&theater (Year: 2021).*

* cited by examiner

Primary Examiner — Michelle E. Wilson

Assistant Examiner — Tracey J Bell

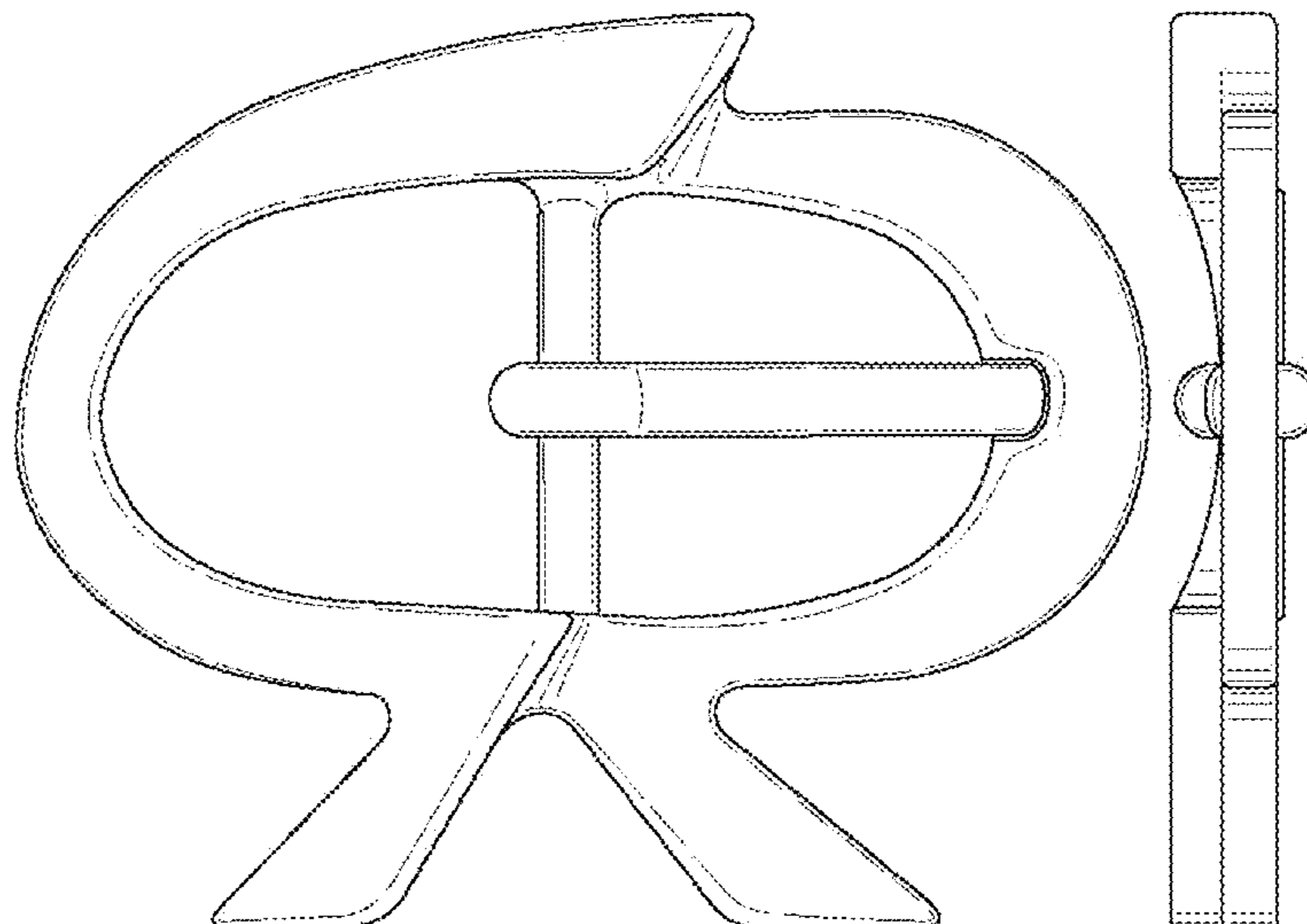
(57) **CLAIM**

The ornamental design for a buckle, as shown and described.

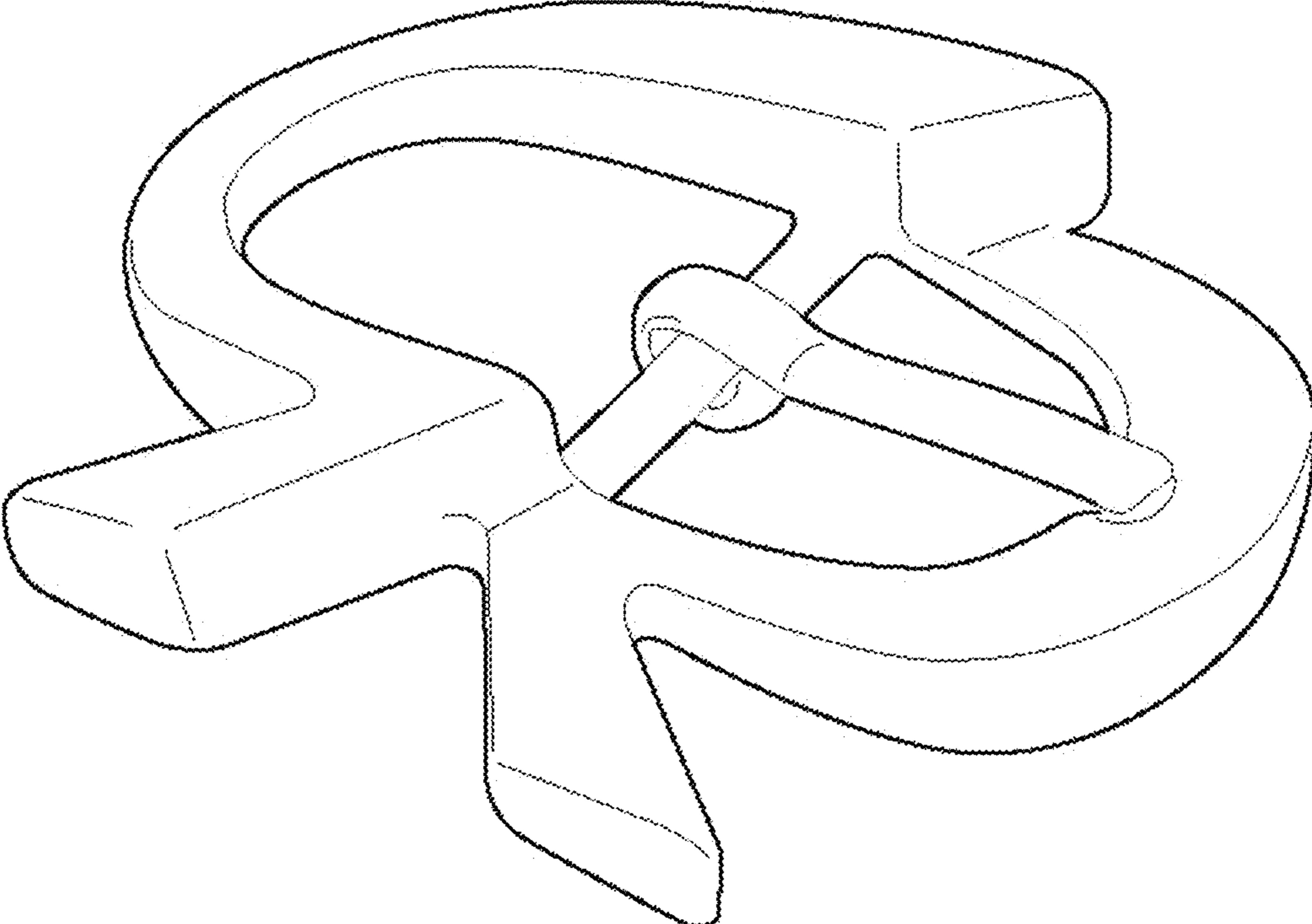
DESCRIPTION

1. Buckle
The present design relates to a buckle, more particularly a buckle suitable for footwear;
Fig. 1.1 is a perspective view of the buckle of the design;
Fig. 1.2 is a front view of the buckle of the design;
Fig. 1.3 is a rear view of the buckle of the design;
Fig. 1.4 is a right side view of the buckle of the design;
Fig. 1.5 is a left side view of the buckle of the design;
Fig. 1.6 is a top view of the buckle of the design;
Fig. 1.7 is a bottom view of the buckle of the design.


1 Claim, 7 Drawing Sheets



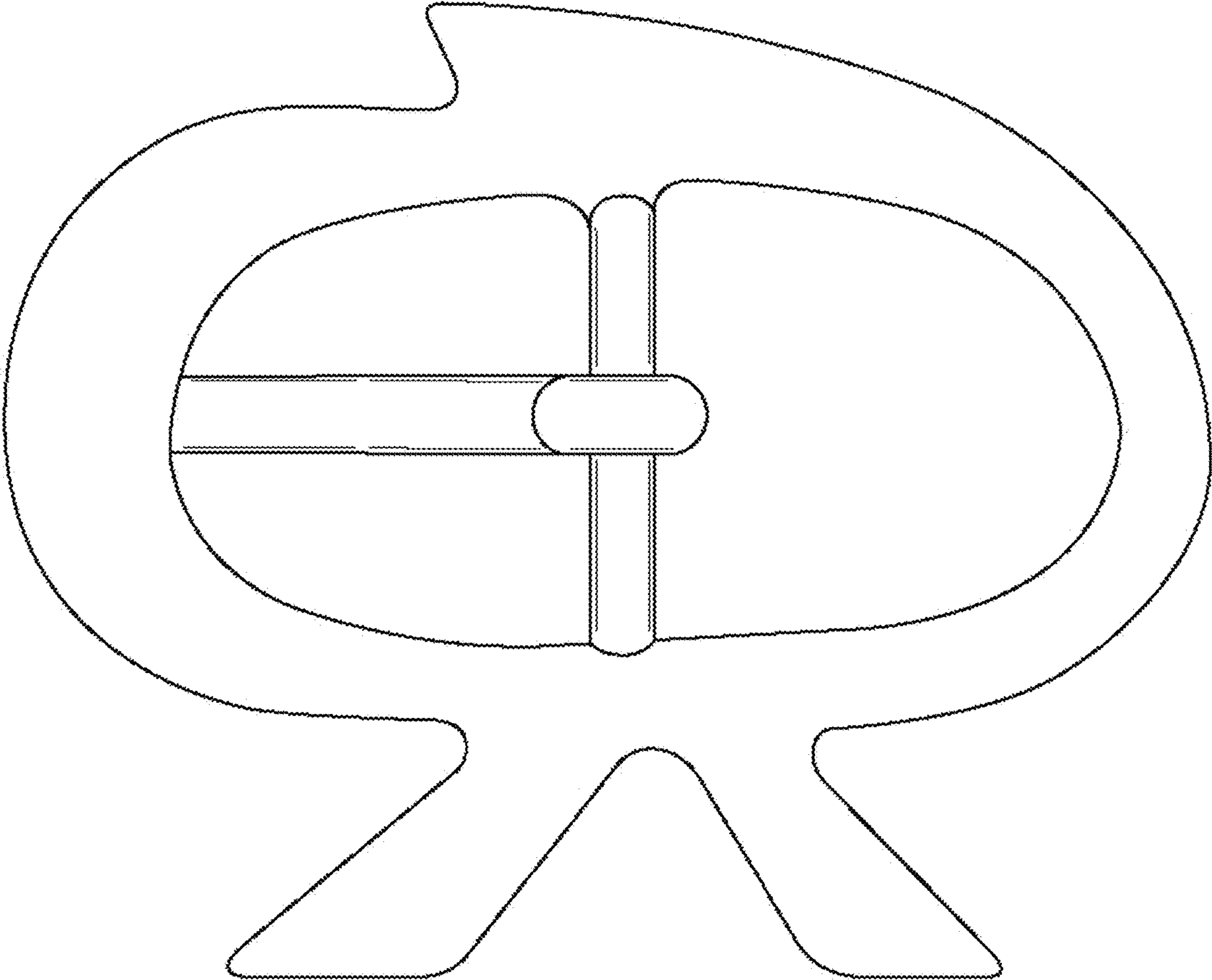
1.1



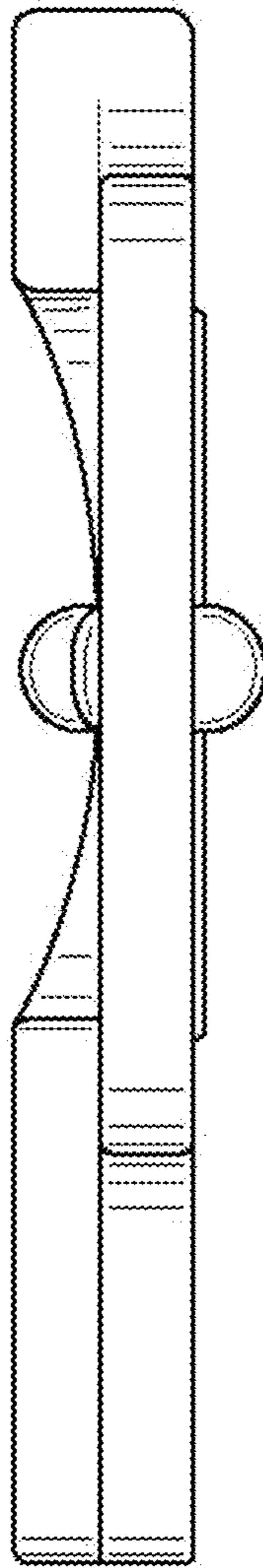
1.2



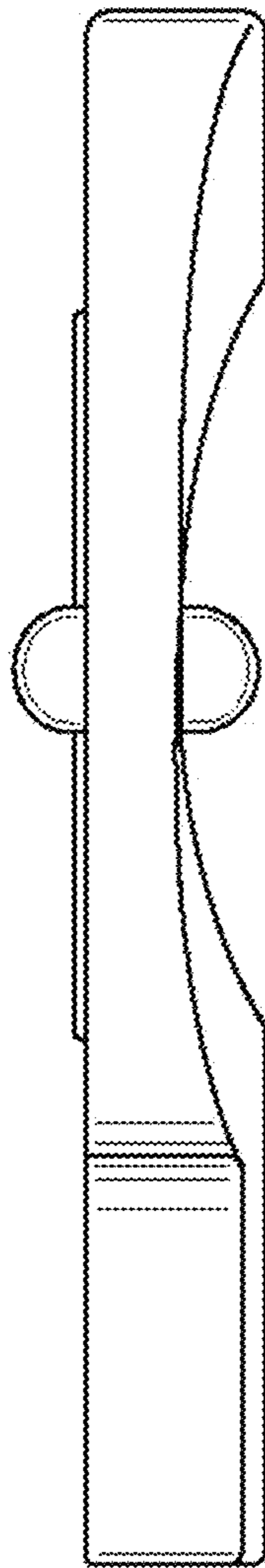
1.3



1.4



1.5



1.6



1.7

