



US00D920836S

(12) **United States Design Patent**
Cheng

(10) **Patent No.:** **US D920,836 S**
(45) **Date of Patent:** **** Jun. 1, 2021**

(54) **GNOME ORNAMENT**

(71) Applicant: **Pianpian Cheng**, Foshan (CN)

(72) Inventor: **Pianpian Cheng**, Foshan (CN)

(**) Term: **15 Years**

(21) Appl. No.: **29/746,320**

(22) Filed: **Aug. 13, 2020**

(51) **LOC (13) Cl.** **11-05**

(52) **U.S. Cl.**
USPC **D11/128; D11/127**

(58) **Field of Classification Search**

USPC D11/117, 121, 124, 125, 127, 128, 130,
D11/131, 132, 133, 134, 136, 157, 158,
D11/160, 164, 172, 173, 174, 40, 47, 48,
D11/49, 53; D21/633, 621, 594, 593,
D21/587, 585, 578, 579, 576; D9/614,
D9/617; 428/7, 8, 9

CPC A47G 33/00; A47G 33/08; A47G 33/0809;
A47G 33/0836; A47G 2033/0827; A44C
1/00; B44C 5/00; A63H 3/00; A63H 3/02;
A63H 3/06; A63J 19/00; A63J 19/006

See application file for complete search history.

(56) **References Cited**

U.S. PATENT DOCUMENTS

D179,510 S *	1/1957	Doan	D11/128
D186,553 S *	11/1959	Rosenzweig	D9/617
D190,586 S *	6/1961	Morsell	D11/128
D223,004 S *	2/1972	Vandewater	D11/128
D226,436 S *	3/1973	Vandewater	D11/128
D255,371 S *	6/1980	McAllister	D21/638
D279,386 S *	6/1985	Dunn	D11/136
D343,864 S *	2/1994	Rebong	D18/15
D352,013 S *	11/1994	Corson	D11/121
D438,693 S *	3/2001	Martin	D11/125
D446,155 S *	8/2001	Simpson	D11/129
D451,768 S *	12/2001	Walker	D7/628
6,669,464 B2 *	12/2003	Lin	A47G 33/08 431/126
D511,313 S *	11/2005	Frandsen	D11/129

D619,494 S *	7/2010	Schulz	D11/128
D619,921 S *	7/2010	Schulz	D11/129
D670,449 S *	11/2012	Clark	D30/125
D789,243 S	6/2017	Parisi		
D819,756 S *	6/2018	Mironova	D21/633

(Continued)

OTHER PUBLICATIONS

LURLIN Gnome Christmas Decorations with LED Light, 2 Pack Handmade Swedish Tomte Gnomes, Scandinavian Santa Elf Plush Table Ornaments, https://www.amazon.com/LURLIN-Christmas-Decorations-Scandinavian-Gift-Snowflake/dp/B08DNWGTW4/ref=asc_df_, Jul. 27, 2020 (Year: 2020).*

(Continued)

Primary Examiner — Elizabeth J Oswecki

(74) *Attorney, Agent, or Firm* — Rumit Ranjit Kanakia

(57)

CLAIM

The ornamental design for a gnome ornament, as shown and described.

DESCRIPTION

FIG. 1 is a Perspective view of a gnome ornament showing my new design;

FIG. 2 is another perspective view thereof;

FIG. 3 is a Front view thereof;

FIG. 4 is a Back view thereof;

FIG. 5 is a Right-side view thereof;

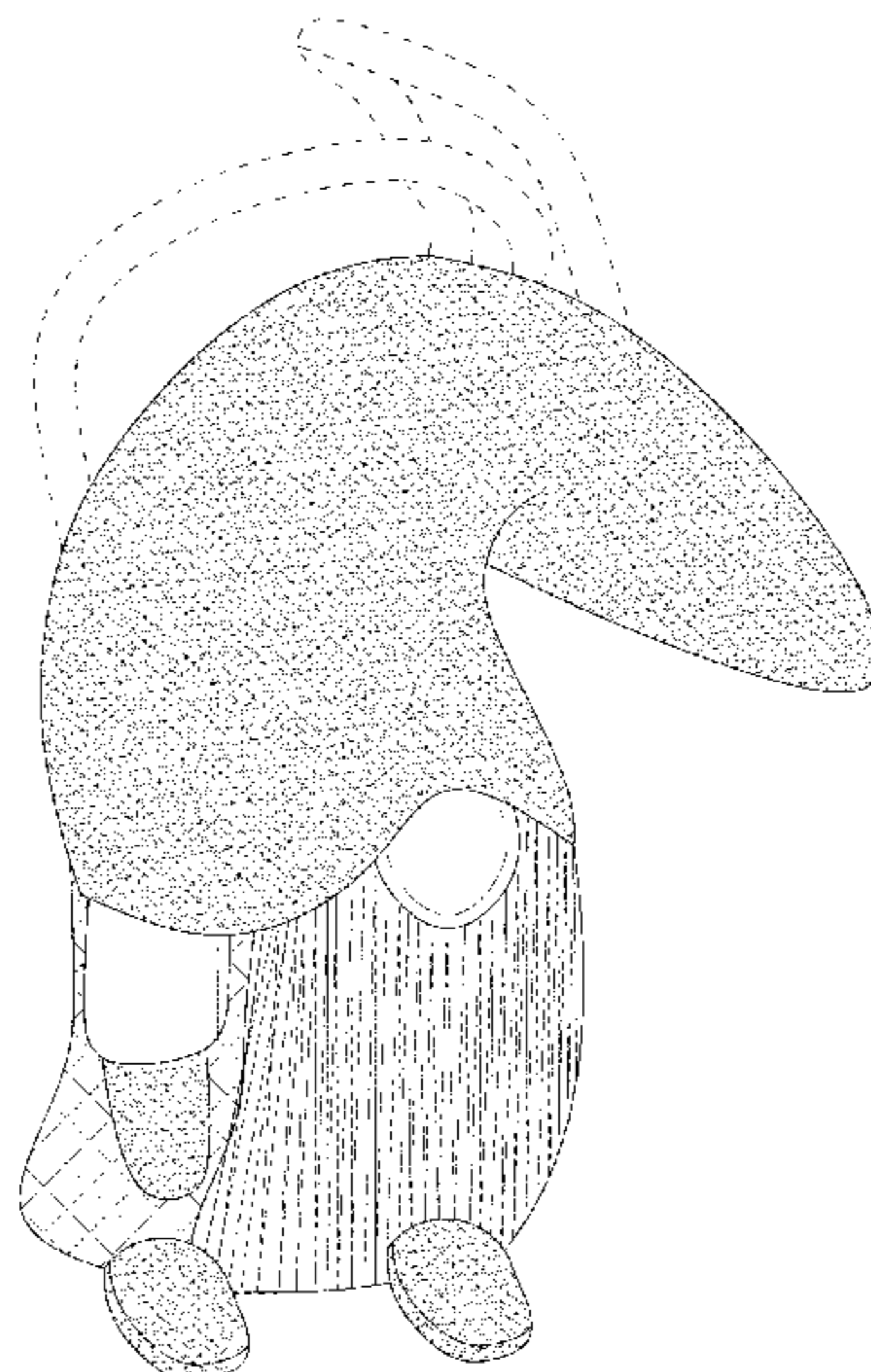
FIG. 6 is a Left-side view thereof;

FIG. 7 is a Top view thereof; and,

FIG. 8 is a Bottom view thereof.

The broken lines shown on the body of the gnome ornament represent thread stitching and form no part of the claimed design. The broken lines showing the hook loop on the cap and bottom panels in FIG. 8 form no part of the claimed design.

1 Claim, 7 Drawing Sheets



(56)

References Cited

U.S. PATENT DOCUMENTS

D821,255	S	6/2018	Parisi	
D821,256	S	6/2018	Parisi	
D832,375	S *	10/2018	Austin D21/633
D871,253	S *	12/2019	Corey D11/160
D884,549	S	5/2020	Luo	
D887,247	S *	6/2020	Luo D8/322
2005/0153623	A1 *	7/2005	Shrock A63H 3/00 446/268

OTHER PUBLICATIONS

CiyvoLyeen 4PCS Gnomes Christmas Ornaments Set Xmas Hanging Decorations Gnome Tomte Plush Scandinavian Santa Beard Ornaments,https://www.amazon.com/CiyvoLyeen-Christmas-Ornaments-Decorations-Scandinavian/dp/B08GR4B824/ref=asc_df_B08GR4B824/?tag=bingshoppinga-20&li, Dec. 2019 (Year: 2019).*

WhistenFla 8 Pcs Gnomes Ornaments, Handmade Swedish Tomte Decor, Christmas Tree Plush Gnomes Santa Elf,https://www.amazon.com/dp/B08M3WVMXF/ref=sspa_dk_detail_2?psc=1&pd_rd_i=B08M3WVMXF&pd_rd_w=nYMyf&pf_rd_p=7d37a48b-2b1a-4373-8c1a-bdccc5da66be9&pd_rd_wg=ZsZkE&pf_rd_r=FY9XBTQNT3619FFVPA1K&pd_rd,2020 (Year: 2020).*

Handmade Swedish Tomte Christmas Gnome—Christmas Ornaments Gifts Holiday Home Table Decor,<https://www.walmart.com/ip/Handmade-Swedish-Tomte-Christmas-Gnome-Christmas-Ornaments-Gifts-Holiday-Home-Table-Decor/655013224?wmlspartner=wmllabs&adid=2222222222320724862&wmlspartner=wmllabs&wl0=e&wl1,2020> (Year: 2020).*

* cited by examiner

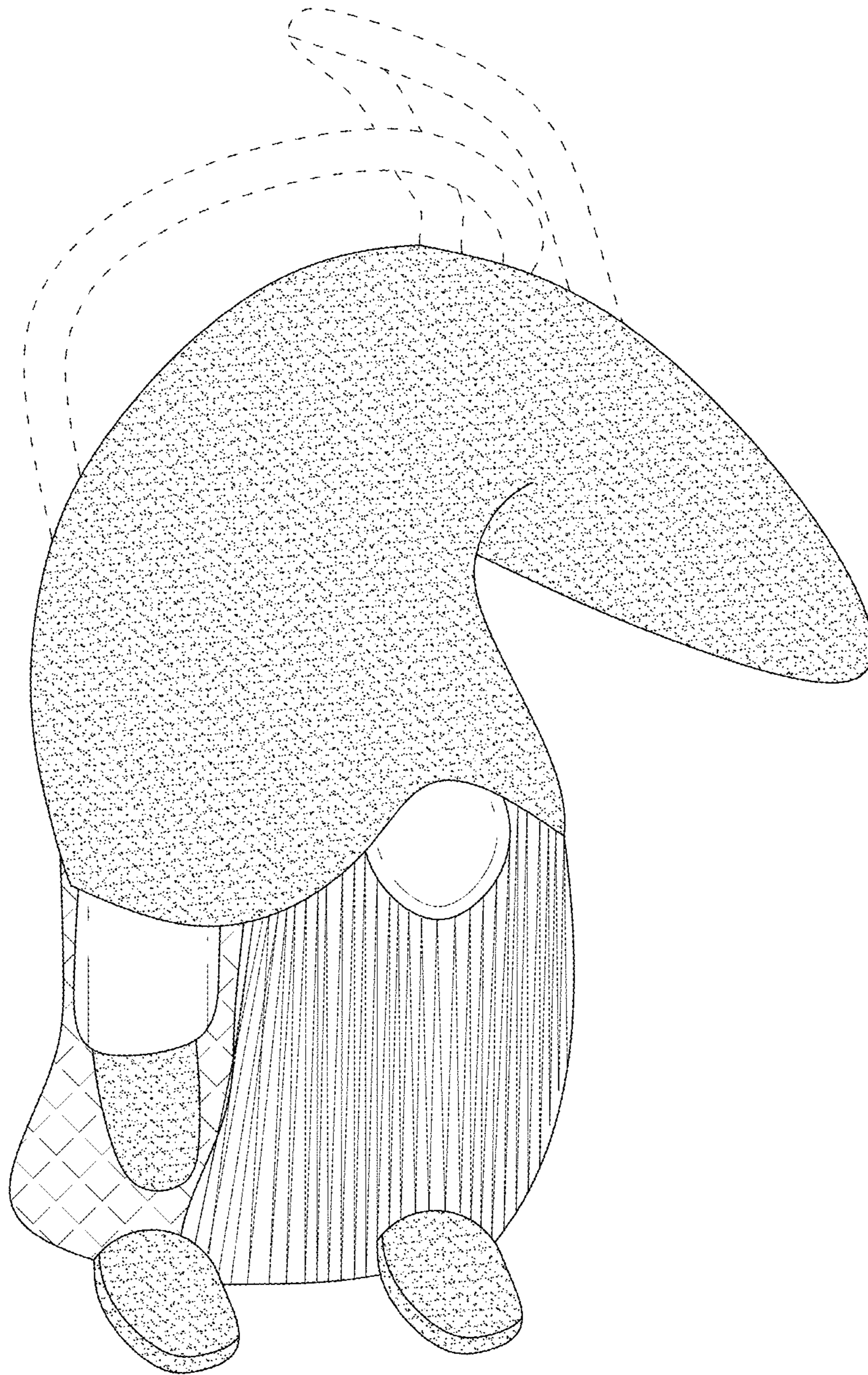


FIG. 1

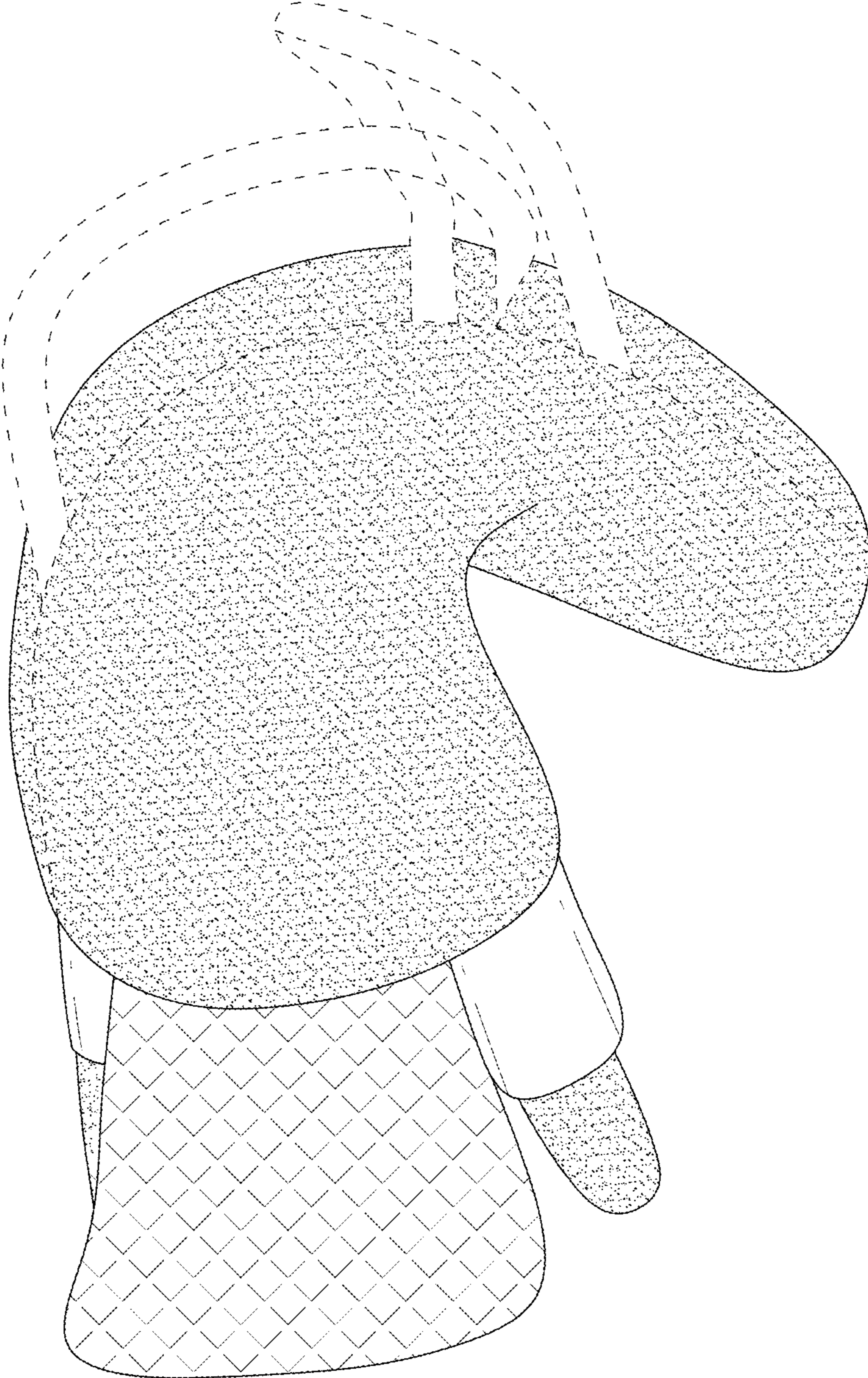


FIG. 2

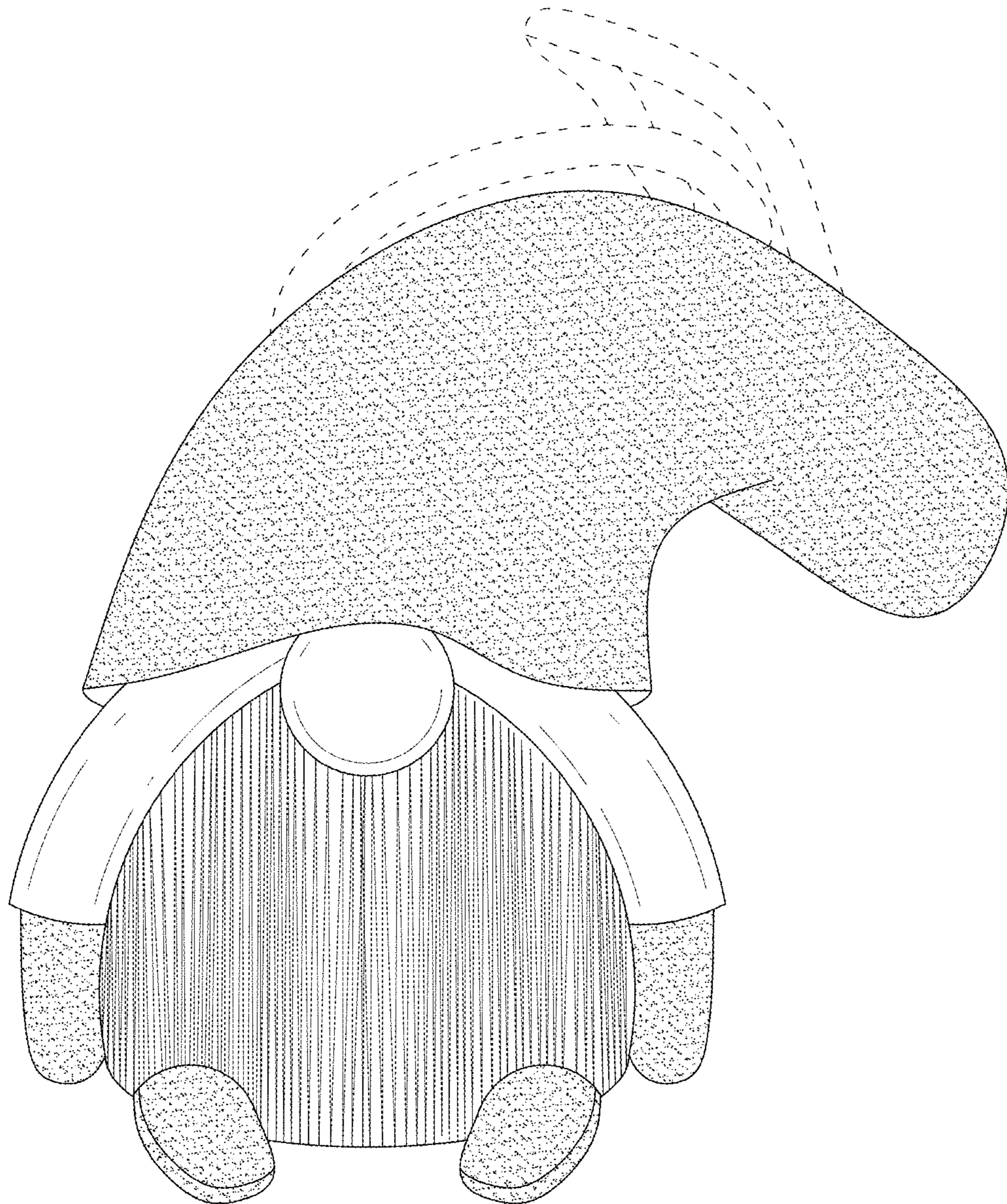


FIG. 3

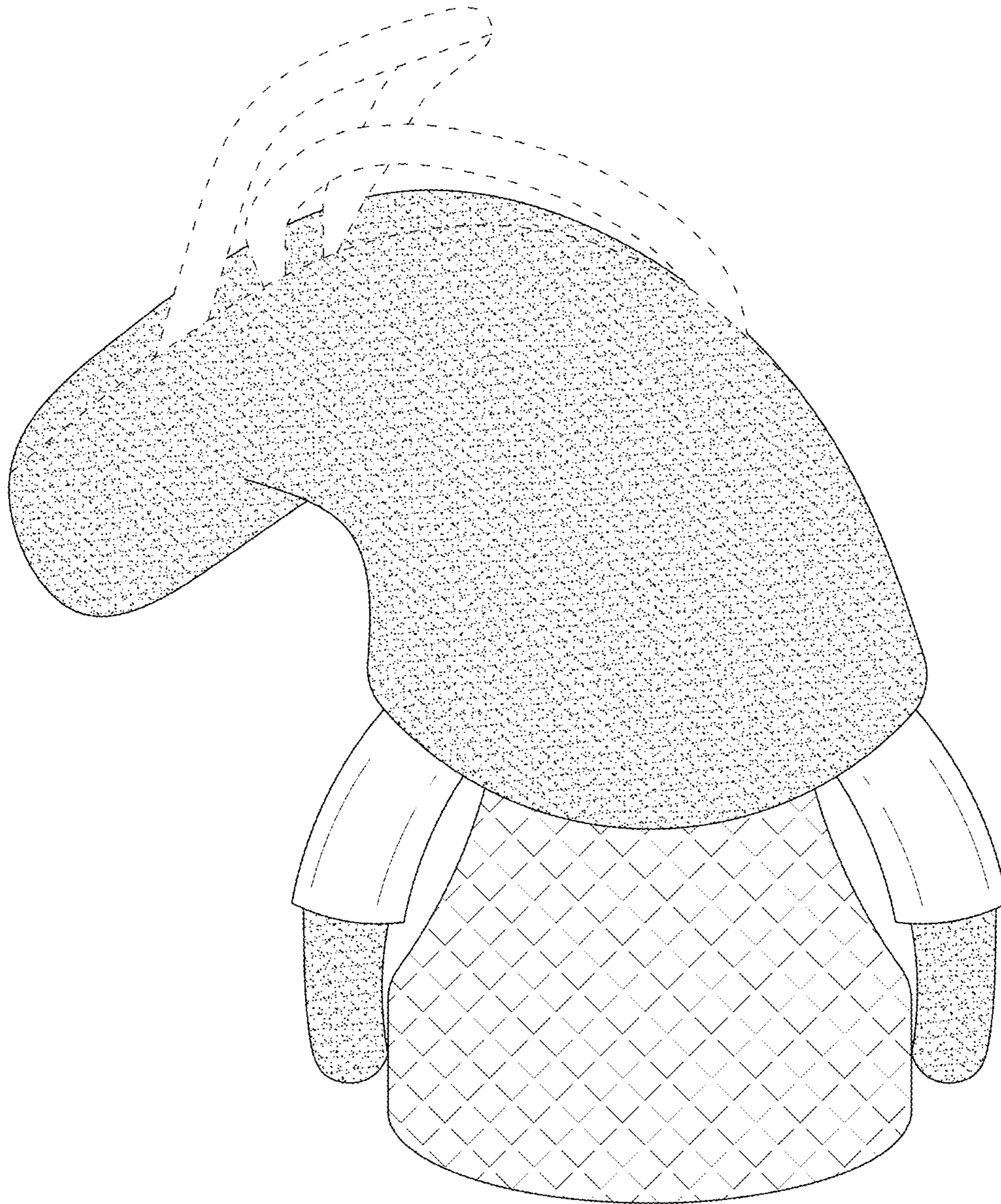


FIG. 4

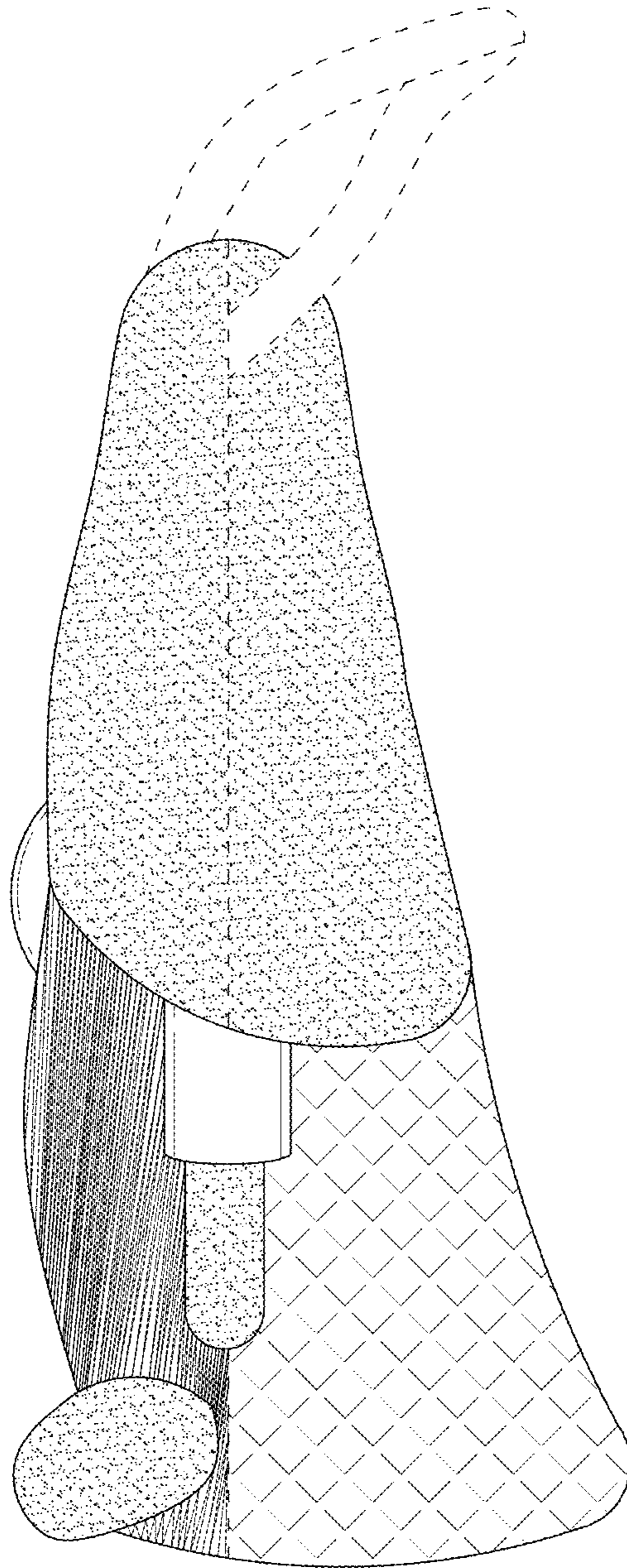


FIG. 5

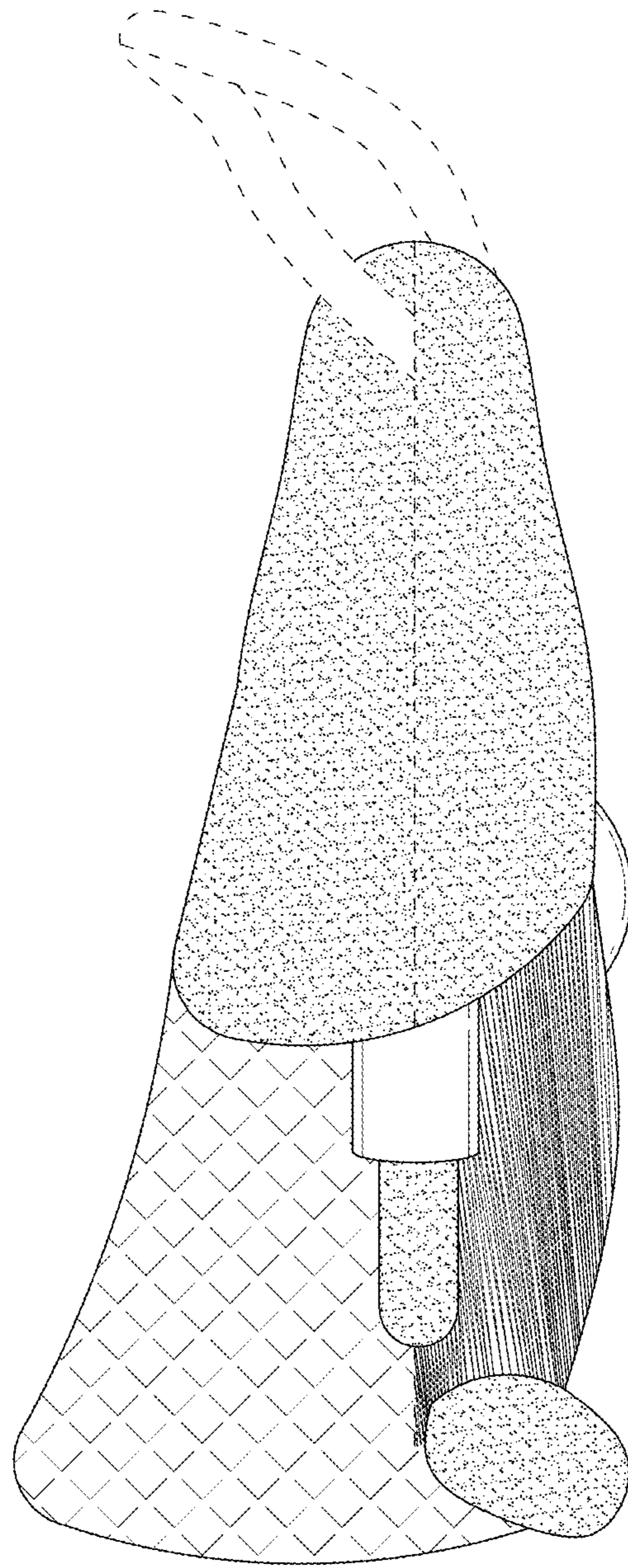


FIG. 6

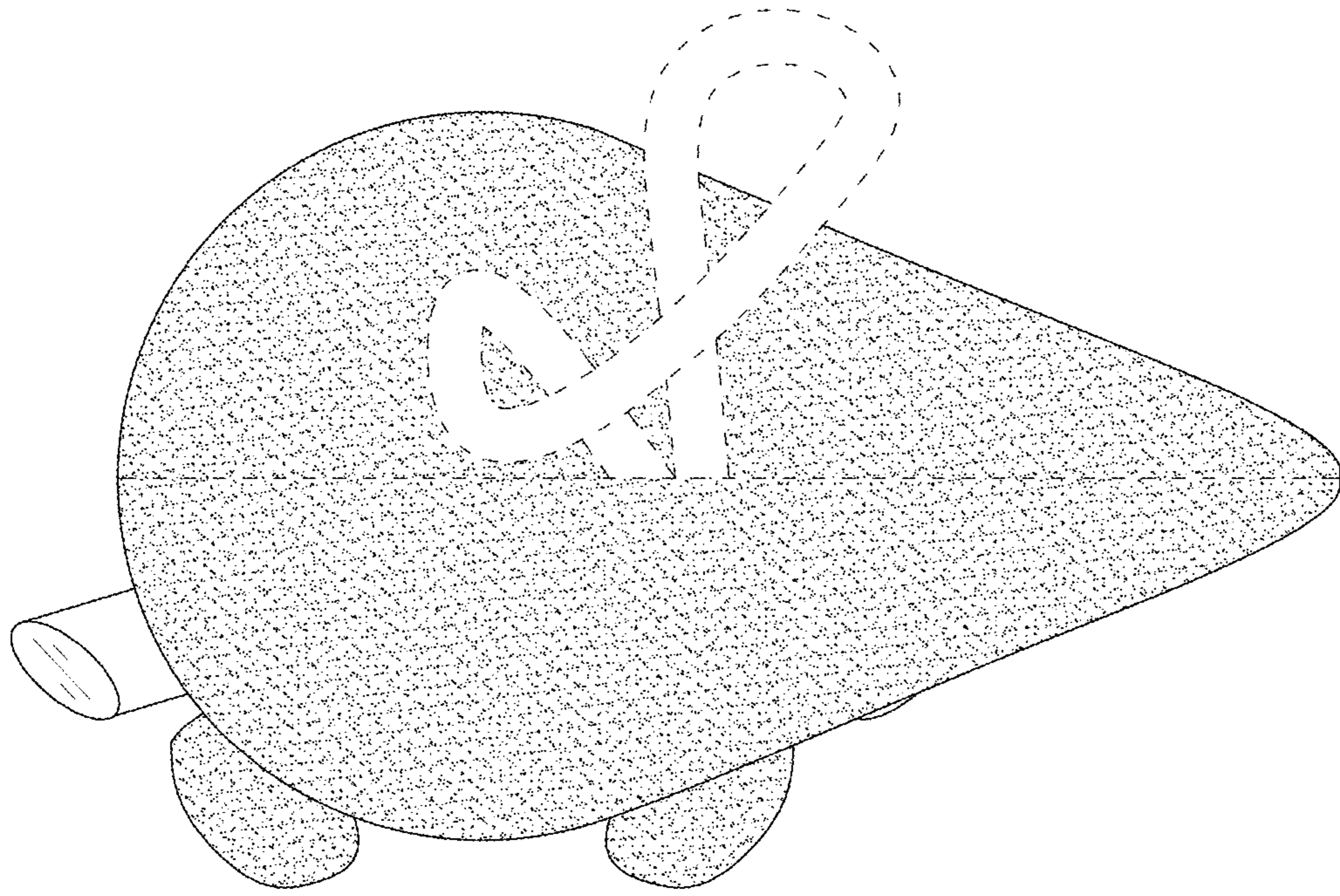


FIG. 7

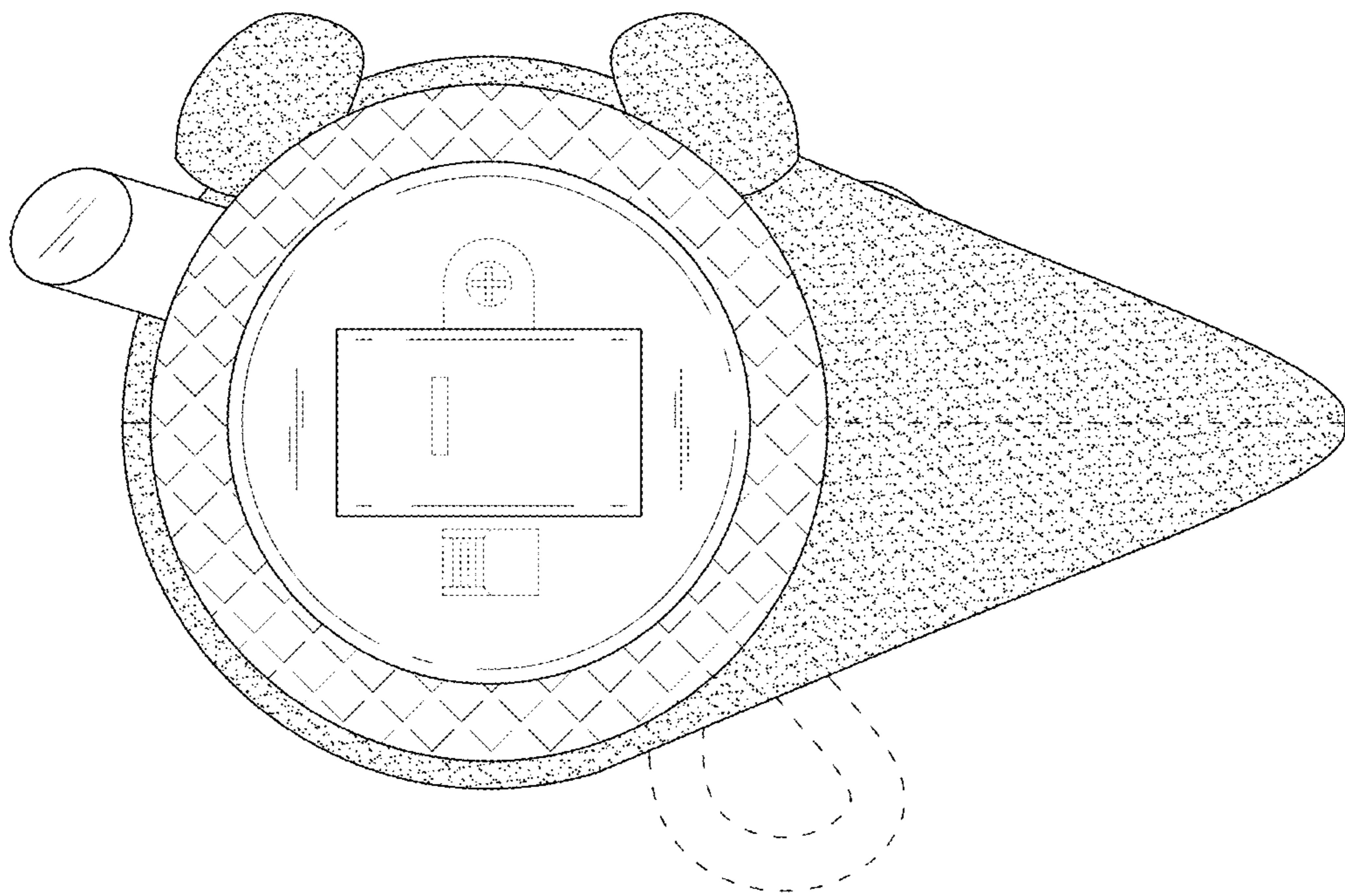


FIG. 8