



US00D920833S

(12) **United States Design Patent** (10) **Patent No.:** **US D920,833 S**  
**De Luca** (45) **Date of Patent:** **\*\* Jun. 1, 2021**

(54) **PENDANT**

(71) Applicant: **Barbara De Luca**, Edwards, CO (US)

(72) Inventor: **Barbara De Luca**, Edwards, CO (US)

(\*\*) Term: **15 Years**

(21) Appl. No.: **29/639,668**

(22) Filed: **Mar. 7, 2018**

(51) **LOC (13) Cl.** ..... **11-01**

(52) **U.S. Cl.**  
USPC ..... **D11/79**

(58) **Field of Classification Search**  
USPC .... D11/1, 2, 7, 8, 40-49, 79-86, 95, 96, 56,  
D11/61  
CPC .. A44C 1/00; A44C 3/00; A44C 3/001; A44C  
3/002; A44C 3/004; A44C 3/005; A44C  
3/007; A44C 3/008; A44C 15/005; A44C  
25/00; A44C 25/001; A44C 25/002; A44C  
25/007

See application file for complete search history.

(56) **References Cited**

**U.S. PATENT DOCUMENTS**

D39,196 S *	3/1908	Mann .....	D11/79
D63,567 S *	12/1923	Lindenberg .....	D11/105
D121,208 S *	6/1940	Katz .....	D11/8
D253,996 S *	1/1980	Shiroka .....	D11/56
D407,991 S *	4/1999	Jacks .....	D11/103
D478,836 S *	8/2003	McCormack .....	D11/103
D534,096 S *	12/2006	Lovett .....	D11/103
D553,046 S *	10/2007	Younkin .....	D11/103
D587,163 S *	2/2009	Baker .....	D11/131
D604,195 S *	11/2009	Overson .....	D11/103
D635,049 S *	3/2011	Marks .....	D11/79
D772,098 S *	11/2016	Silvestri .....	D11/81

**OTHER PUBLICATIONS**

[Online] "10k Yellow Gold Mom Charm" <https://www.shopmyexchange.com/10k-yellow-gold-mom-charm/1828020>. Retrieved Jan. 28, 2021.\*

[Online] "Color Stone Mom Necklace" <https://personalized.kay.com/?s=9944&hs=kay&hc=8391453d-e71d-485e-ad35-63c39b1aeaf8&hu=622352000>. Retrieved Jan. 28, 2021.\*

\* cited by examiner

*Primary Examiner* — Melanie Pellegrini

(74) *Attorney, Agent, or Firm* — Donald J. Lecher

(57) **CLAIM**

The ornamental design for a pendant, as shown.

**DESCRIPTION**

FIG. 1 shows a perspective view of the pendant of the invention.

FIG. 2 shows a front elevation view of the pendant of the invention.

FIG. 3 shows a side elevation view of the pendant of the invention.

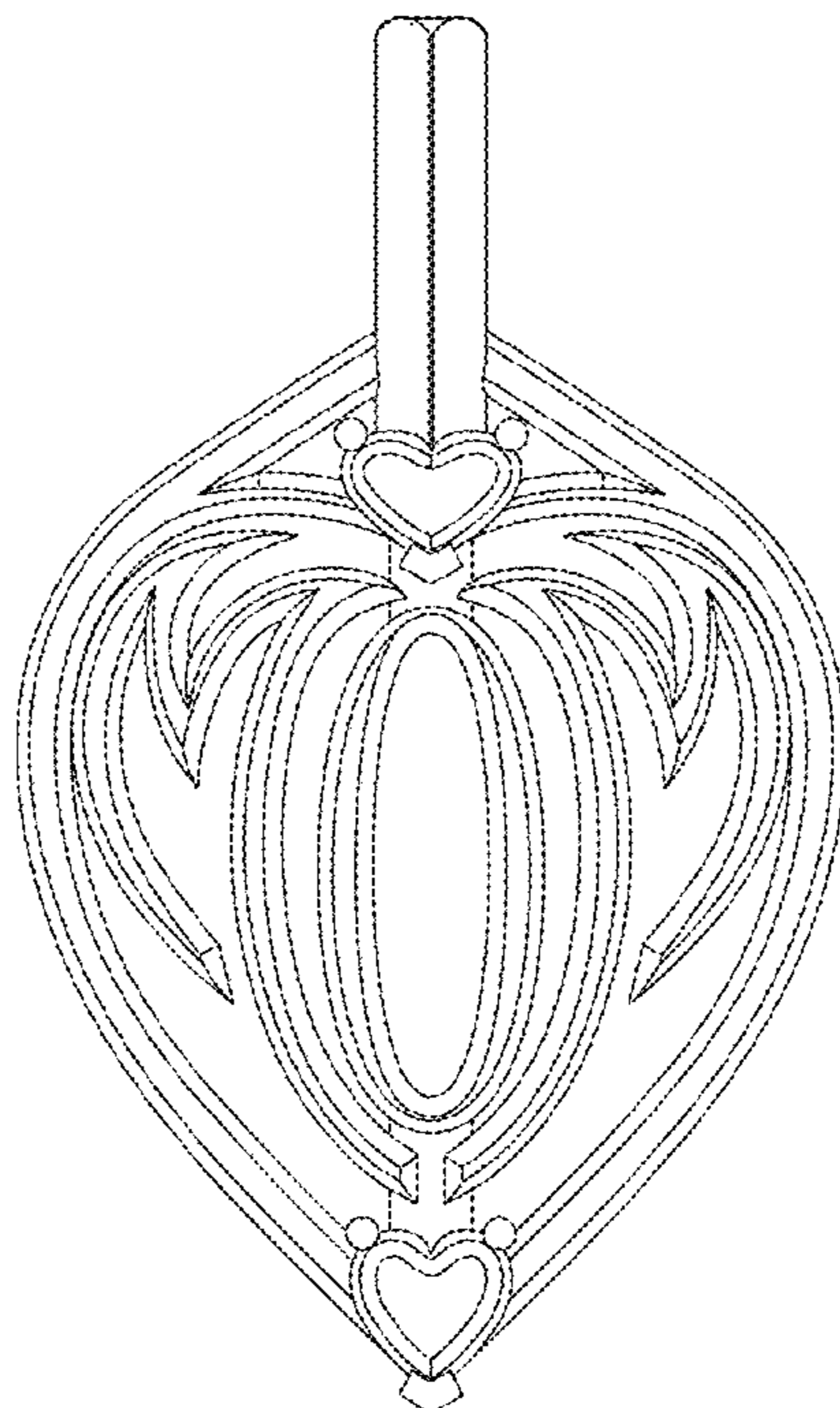
FIG. 4 shows a rear elevation view of the side opposite that of FIG. 2.

FIG. 5 shows a side elevation view of the side opposite that of FIG. 3.

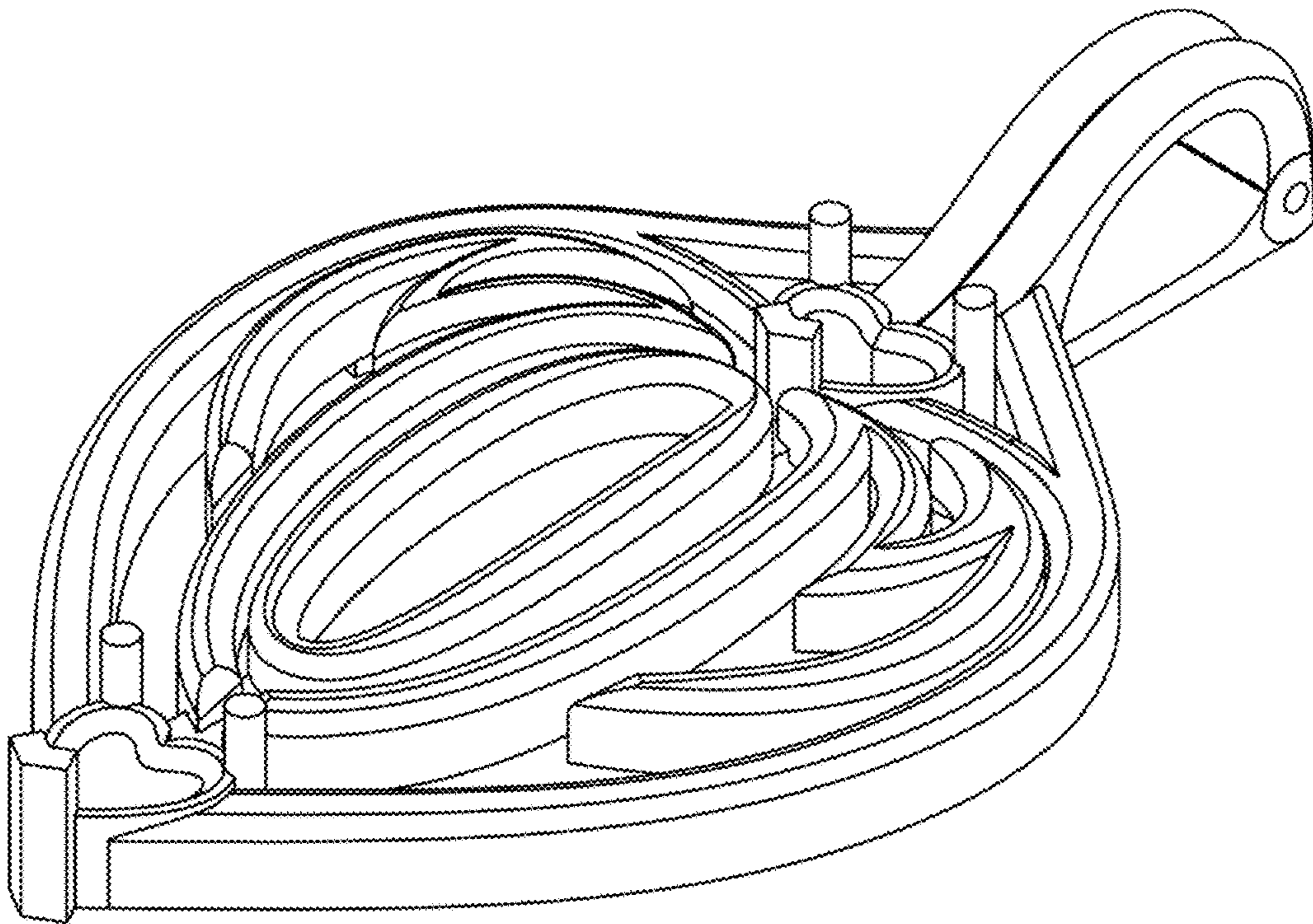
FIG. 6 shows a top plan view of the pendant of the invention; and,

FIG. 7 shows a bottom plan view of the pendant of the invention.

**1 Claim, 7 Drawing Sheets**

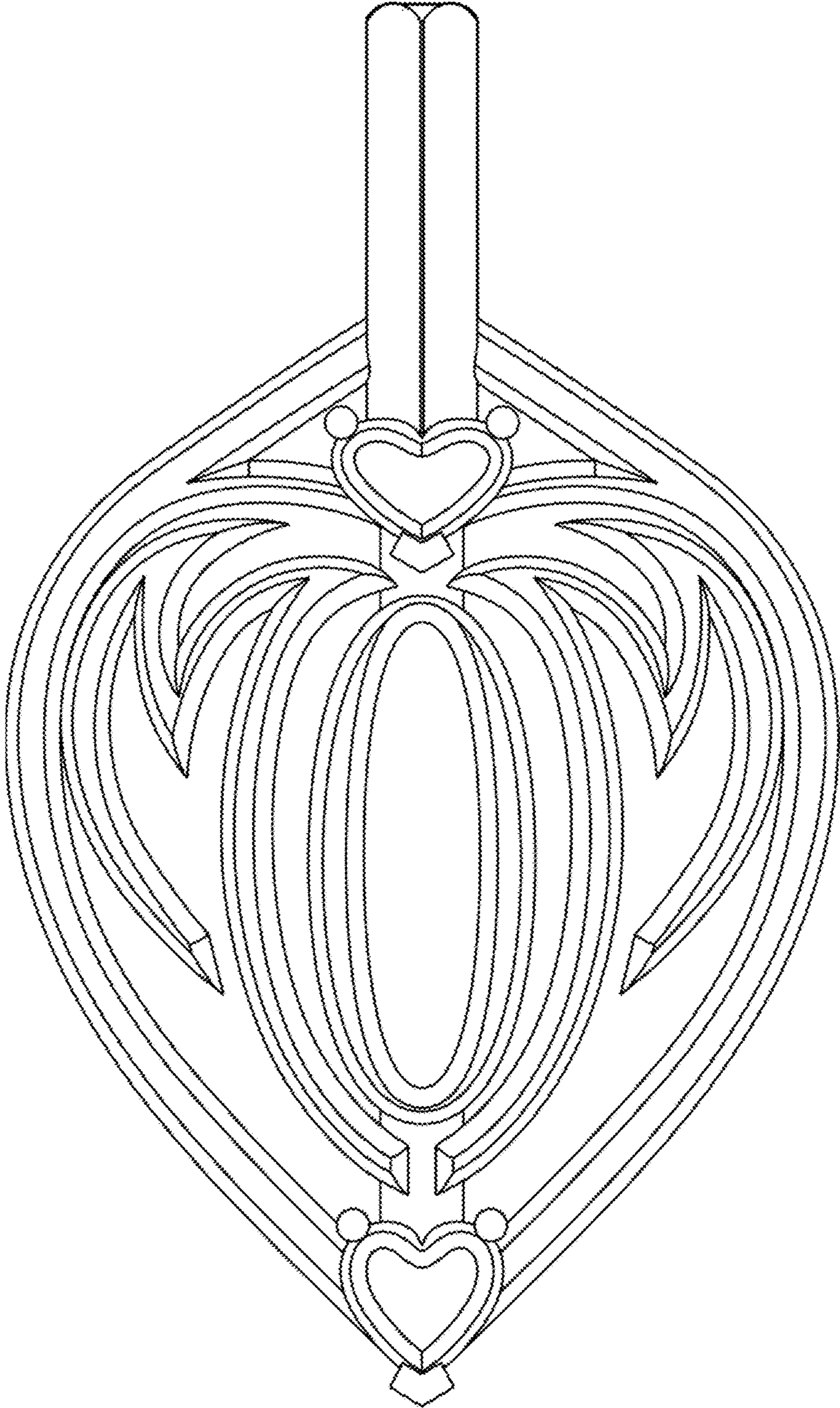


**FIG. 1**

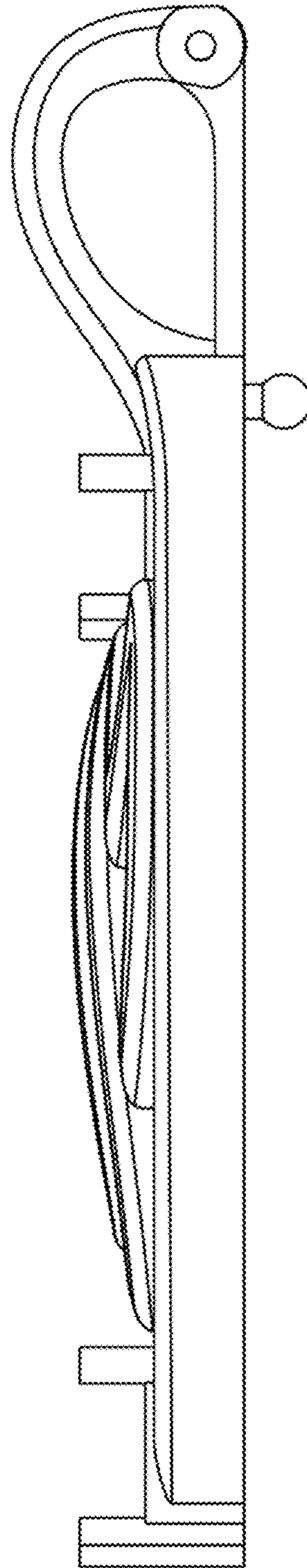





**FIG. 2**



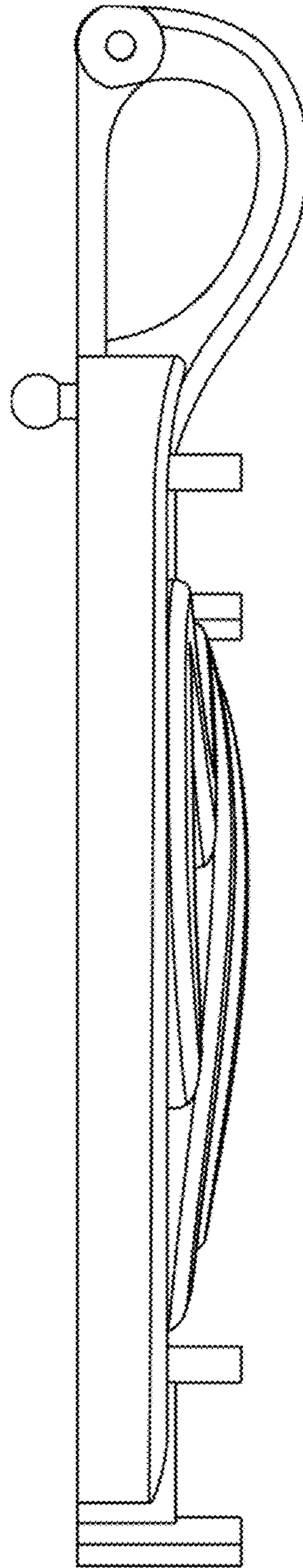
**FIG. 3**



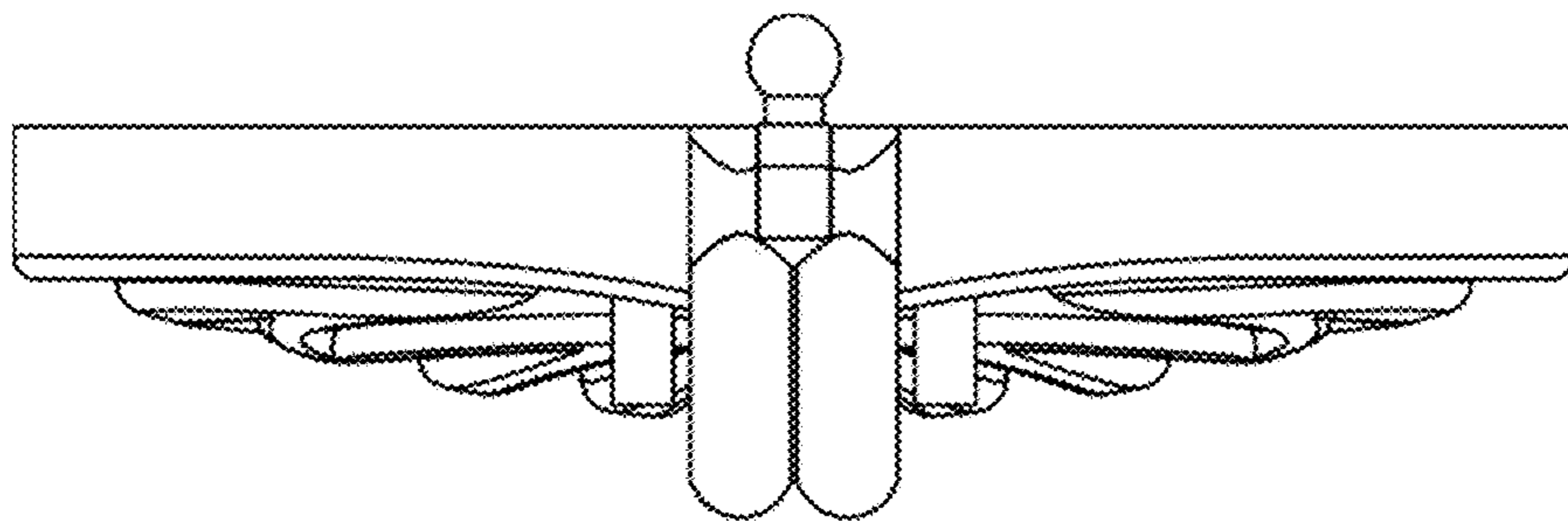
**FIG. 4**



**FIG. 5**



**FIG. 6**





**FIG. 7**

