



US00D920760S

(12) **United States Design Patent** (10) **Patent No.:** **US D920,760 S**
Schwalbach et al. (45) **Date of Patent:** **** Jun. 1, 2021**

(54) **POWERED FASTENER DRIVER**

FOREIGN PATENT DOCUMENTS

(71) Applicant: **MILWAUKEE ELECTRIC TOOL CORPORATION**, Brookfield, WI (US)

CN 201038864 Y 3/2008
CN 201124371 Y 10/2008

(Continued)

(72) Inventors: **David M. Schwalbach**, Milwaukee, WI (US); **Jeffrey S. Holly**, West Bend, WI (US); **Andrew J. Weber**, Cudahy, WI (US); **Jacob N. Zimmerman**, Pewaukee, WI (US)

OTHER PUBLICATIONS

US 8,534,525 B2, 09/2013, Kobayashi (withdrawn)

Primary Examiner — Austin Murphy

(74) *Attorney, Agent, or Firm* — Michael Best & Friedrich LLP

(73) Assignee: **Milwaukee Electric Tool Corporation**, Brookfield, WI (US)

(57) **CLAIM**

(**) Term: **15 Years**

We claim the ornamental design for a powered fastener driver, as shown and described.

(21) Appl. No.: **29/754,315**

DESCRIPTION

(22) Filed: **Oct. 9, 2020**

Related U.S. Application Data

(62) Division of application No. 29/664,531, filed on Sep. 26, 2018, now Pat. No. Des. 900,575.

(51) **LOC (13) Cl.** **08-05**

(52) **U.S. Cl.**
USPC **D8/68; D8/49**

(58) **Field of Classification Search**
USPC D8/61-70; 173/2, 13, 46, 109, 110, 114, 173/170, 178, 198, 214, 217; 227/8, 113,
(Continued)

FIG. 1 is a front perspective view of a powered fastener driver in accordance with another embodiment of the present invention.

FIG. 2 is a left side view of the powered fastener driver of FIG. 1.

FIG. 3 is a right side view of the powered fastener driver of FIG. 1.

FIG. 4 is a front view of the powered fastener driver of FIG. 1.

FIG. 5 is a rear view of the powered fastener driver of FIG. 1.

FIG. 6 is a top view of the powered fastener driver of FIG. 1; and,

FIG. 7 is a bottom view of the powered fastener driver of FIG. 1.

The portions of the powered fastener driver shown in broken lines are included for the purpose of illustrating environment and form no part of the claimed design. The portions of the powered fastener driver shown in broken lines having unequal length segments illustrate the boundary of the claimed design and form no part of the claimed design.

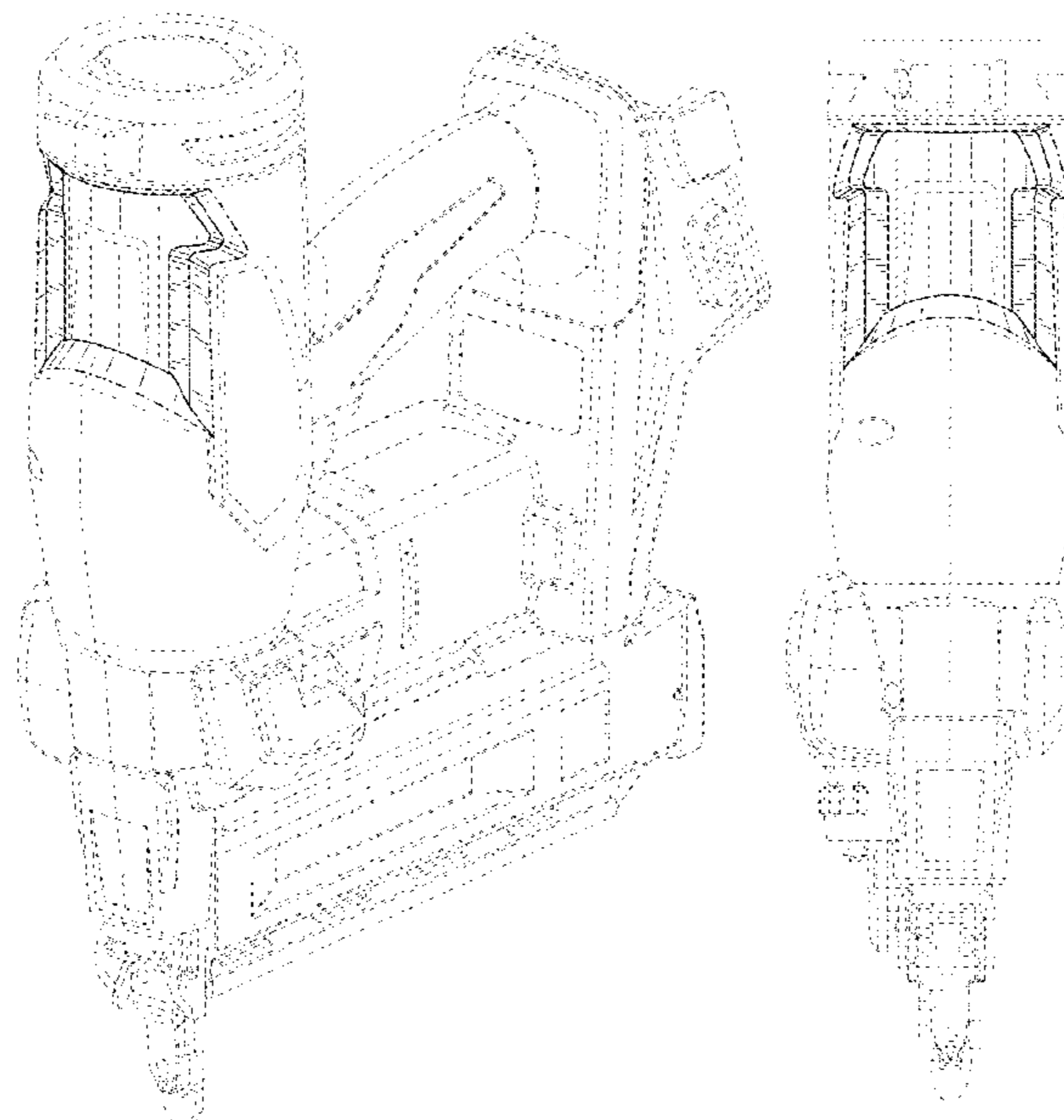
(56) **References Cited**

U.S. PATENT DOCUMENTS

3,589,588 A 6/1971 Vasku
3,601,300 A 8/1971 Anstett

(Continued)

1 Claim, 5 Drawing Sheets



(58) **Field of Classification Search**

USPC 227/114, 120, 130, 136, 142; 408/20, 35,
408/58, 67, 117, 124, 125, 234, 241 R;
429/92; 318/139; 362/119
CPC B23K 26/382; B23K 37/00; B23K 37/02;
B23K 26/1482; B23K 26/20; B23K
26/36; B23K 26/0648; B23K 26/00;
B23K 26/0066; B23K 26/043; B23K
26/064; B23K 26/38; B23Q 3/155; G02B
7/14

See application file for complete search history.

(56) **References Cited**

U.S. PATENT DOCUMENTS

3,809,307 A * 5/1974 Wandel B25C 1/008
227/8
4,215,808 A 8/1980 Sollberger et al.
4,523,646 A 6/1985 Doyle et al.
4,657,166 A 4/1987 Anstett
4,706,867 A 11/1987 Anstett
4,724,992 A 2/1988 Ohmori
4,807,793 A 2/1989 Ghibely
5,360,153 A 11/1994 Cooper
5,388,748 A 2/1995 Davignon et al.
5,388,749 A 2/1995 Davignon et al.
5,407,381 A 4/1995 Schaefer et al.
5,503,319 A 4/1996 Lai
5,529,233 A 6/1996 Davignon et al.
5,637,125 A 6/1997 Amada
5,720,423 A 2/1998 Kondo et al.
5,842,625 A 12/1998 Kimura
6,170,729 B1 1/2001 Lin
6,527,630 B2 3/2003 Mannsperger et al.
D475,597 S 6/2003 Arai
D476,869 S 7/2003 Wong
D478,490 S 8/2003 Wu
D479,110 S * 9/2003 Nolan D8/68
6,644,825 B2 11/2003 Lin
6,755,336 B2 6/2004 Harper et al.
6,796,475 B2 9/2004 Adams
6,974,061 B2 12/2005 Adams et al.
6,997,367 B2 2/2006 Hu
7,137,541 B2 11/2006 Baskar et al.
7,201,301 B2 4/2007 Moeller et al.
7,225,959 B2 6/2007 Patton et al.
D553,931 S 10/2007 Buck
7,285,877 B2 10/2007 Gorti et al.
7,303,104 B2 12/2007 Huang
7,322,506 B2 1/2008 Forster
7,331,685 B2 2/2008 Shen et al.
7,413,103 B1 * 8/2008 Ho B25C 1/008
227/120
7,445,139 B2 11/2008 Okouchi
7,494,035 B2 * 2/2009 Weaver B25C 1/04
173/217
7,494,036 B2 2/2009 Shima et al.
7,506,788 B2 3/2009 Liang et al.
D600,085 S 9/2009 Mandel et al.
7,646,157 B2 1/2010 Cruise et al.
8,011,441 B2 9/2011 Leimbach et al.
8,011,547 B2 9/2011 Leimbach et al.
RE43,041 E 12/2011 Adams et al.
8,118,204 B2 2/2012 Ishida et al.
8,123,098 B2 2/2012 Miyata
8,136,606 B2 3/2012 Krondorfer et al.
8,167,182 B2 5/2012 Shima et al.
8,167,183 B2 5/2012 Matsunaga et al.
8,230,941 B2 7/2012 Leimbach et al.
8,231,039 B2 7/2012 Buck et al.
8,251,271 B2 8/2012 Nakano et al.
8,267,296 B2 9/2012 Leimbach et al.
8,267,297 B2 9/2012 Leimbach et al.
8,286,722 B2 10/2012 Leimbach et al.
8,313,012 B2 11/2012 Shima et al.

8,347,978 B2 1/2013 Forster et al.
8,368,264 B2 2/2013 Zhou
8,387,718 B2 3/2013 Leimbach et al.
8,408,327 B2 4/2013 Forster et al.
8,413,865 B2 4/2013 Mandel et al.
8,434,566 B2 5/2013 Forster et al.
8,561,867 B2 10/2013 Kobayashi
8,602,282 B2 12/2013 Leimbach et al.
8,746,527 B2 6/2014 Laubach et al.
8,763,874 B2 7/2014 McCardle et al.
D717,625 S * 11/2014 Martone D8/68
8,985,424 B2 3/2015 Miyashita
9,033,536 B2 5/2015 Shen et al.
9,246,421 B2 1/2016 Lim
D758,158 S 6/2016 Beukema et al.
9,473,053 B2 10/2016 Lim et al.
9,522,464 B2 12/2016 Segura et al.
D775,922 S 1/2017 Beukema et al.
9,533,408 B2 1/2017 Forster et al.
9,636,812 B2 5/2017 Pedicini
9,676,088 B2 6/2017 Leimbach et al.
9,868,196 B2 1/2018 Chien
D900,575 S * 11/2020 Schwalbach D8/68
2006/0180631 A1 8/2006 Pedicini et al.
2007/0210134 A1 9/2007 Oda et al.
2008/0190986 A1 8/2008 Chang et al.
2009/0038815 A1 2/2009 Lin et al.
2009/0050668 A1 * 2/2009 Jian B25C 5/16
227/126
2009/0152322 A1 6/2009 Lin
2010/0206933 A1 8/2010 Wu et al.
2011/0049216 A1 3/2011 Mandel et al.
2011/0297722 A1 12/2011 Pritchett, Jr. et al.
2012/0205420 A1 8/2012 Miyata et al.
2014/0263535 A1 9/2014 Rajani et al.
2015/0202755 A1 7/2015 Tanji
2015/0298308 A1 10/2015 Kato
2016/0229043 A1 * 8/2016 Wyler B25C 1/06
2016/0354915 A1 12/2016 Bartoszek et al.
2017/0100835 A1 4/2017 Segura et al.
2017/0129085 A1 5/2017 Miyashita et al.
2017/0190037 A1 7/2017 Sato et al.
2017/0266796 A1 9/2017 Leimbach et al.
2017/0282341 A1 10/2017 Wolf et al.
2018/0001455 A1 * 1/2018 Meyer B25C 1/008
2018/0001456 A1 1/2018 Garber
2018/0001457 A1 * 1/2018 Jaskot B25C 1/008
2018/0036870 A1 2/2018 Komazaki et al.
2018/0099400 A1 4/2018 Wong et al.
2018/0126527 A1 5/2018 Pomeroy et al.
2018/0126528 A1 5/2018 Pomeroy et al.
2018/0126529 A1 5/2018 Pomeroy et al.
2018/0126530 A1 5/2018 Pomeroy et al.
2018/0126532 A1 * 5/2018 Pomeroy B25C 1/04
2018/0133877 A1 * 5/2018 Ueda B25F 5/008
2018/0154505 A1 6/2018 Sato et al.
2018/0178361 A1 6/2018 Kabbes et al.

FOREIGN PATENT DOCUMENTS

CN 201124372 Y 10/2008
CN 201183249 Y 1/2009
CN 201312154 Y 9/2009
CN 201685227 U 12/2010
CN 201760862 U 3/2011
CN 101628404 B 6/2011
CN 203495899 U 3/2014
CN 203527400 U 4/2014
CN 203779460 U 8/2014
CN 102689289 B 12/2014
CN 205097145 U 3/2016
CN 105881452 A 8/2016
CN 106625426 A 5/2017
CN 206154233 U 5/2017
CN 206170003 U 5/2017
CN 107627261 A 1/2018
CN 206937240 U 1/2018
CN 206952919 U 2/2018
DE 3405922 C2 9/1993

(56)

References Cited

FOREIGN PATENT DOCUMENTS

DE	102004027649	A1	1/2006
DE	102004063537	A1	7/2006
DE	102007038520	A1	2/2009
WO	9942253	A1	8/1999
WO	2008032880	A1	3/2008
WO	2012158686	A1	11/2012
WO	2013063143	A1	5/2013
WO	2016115705	A1	7/2016
WO	2017056810	A1	4/2017
WO	2017201790	A1	11/2017
WO	2018003370	A1	1/2018
WO	2018139372	A1	8/2018

* cited by examiner

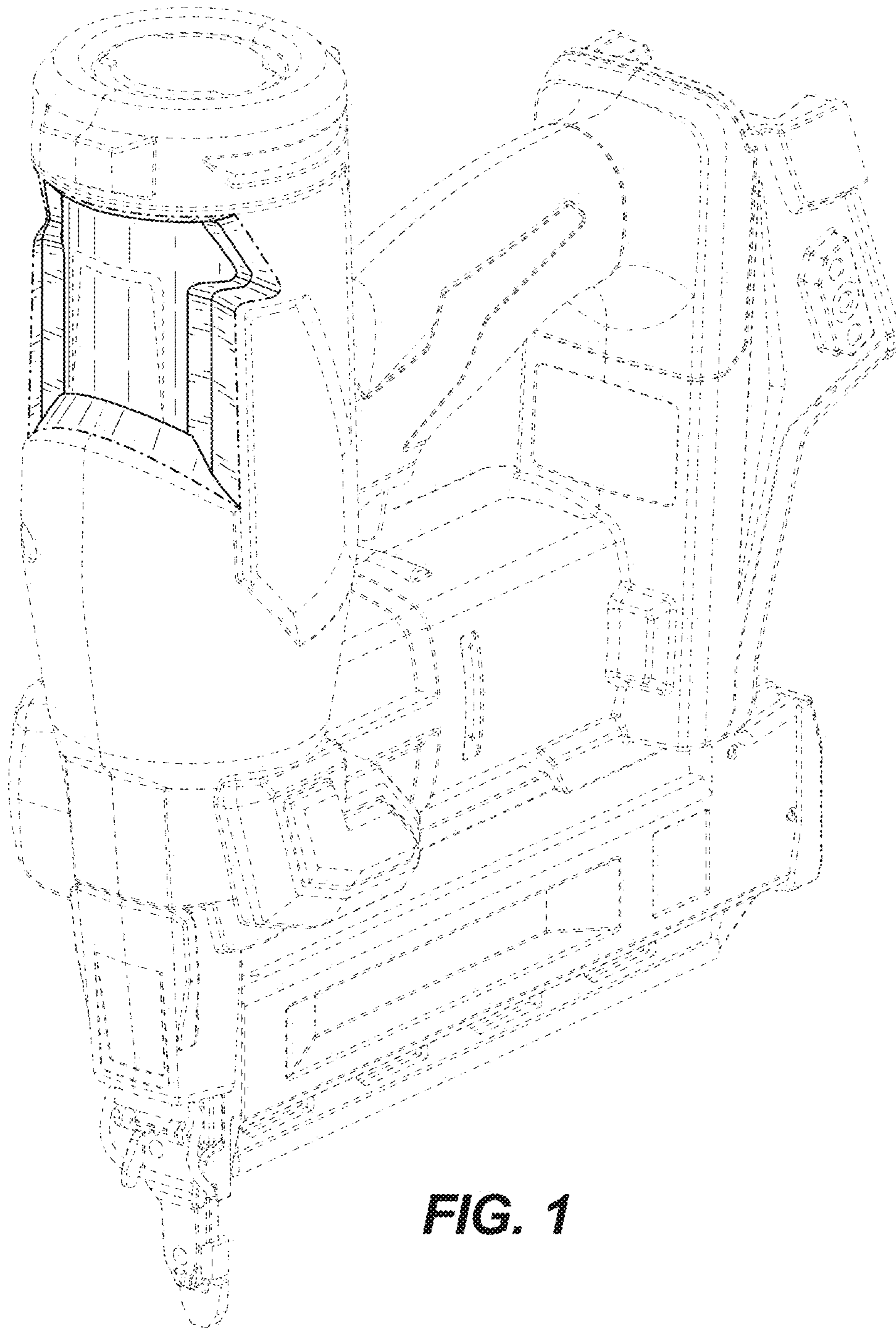


FIG. 1

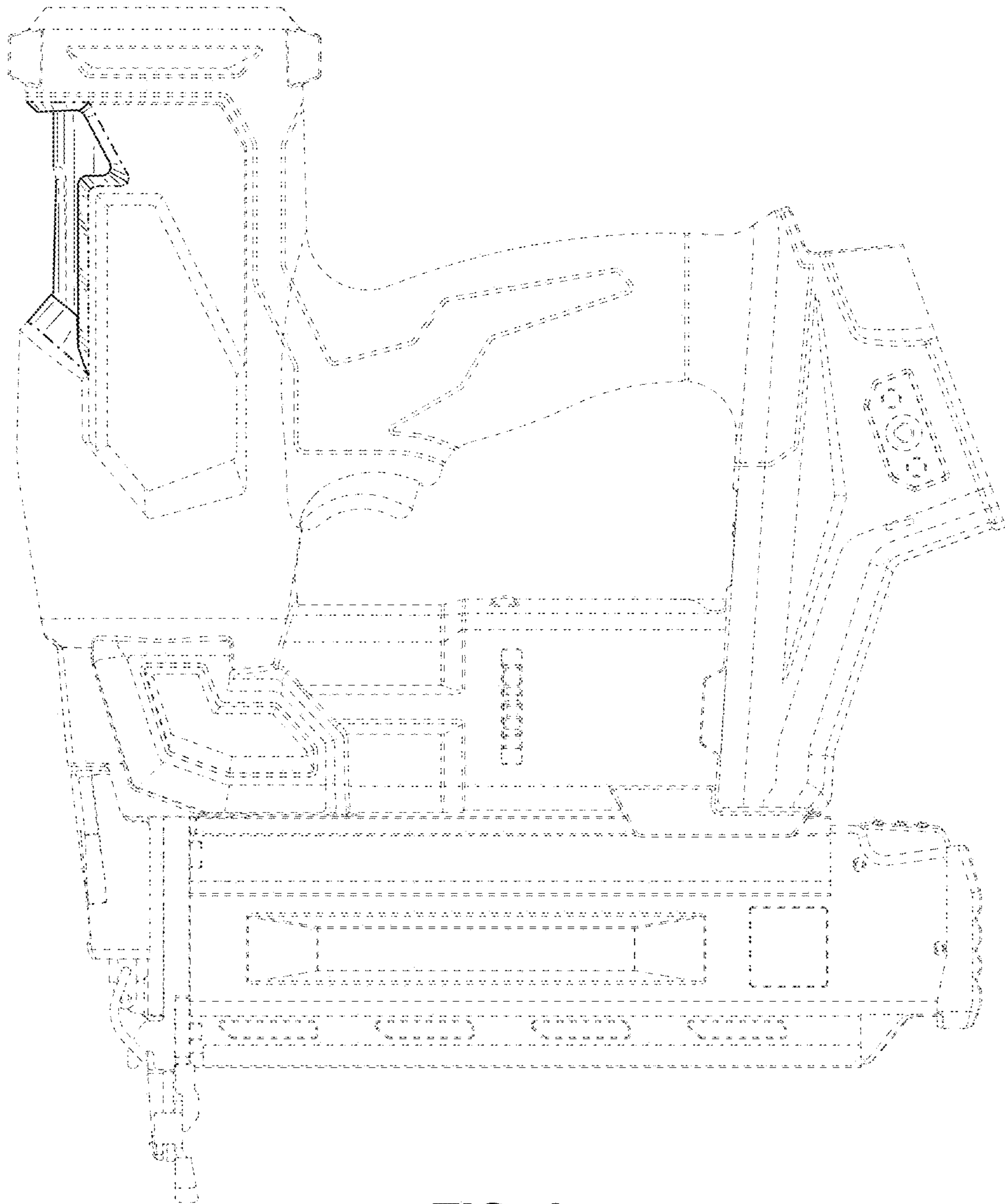


FIG. 2

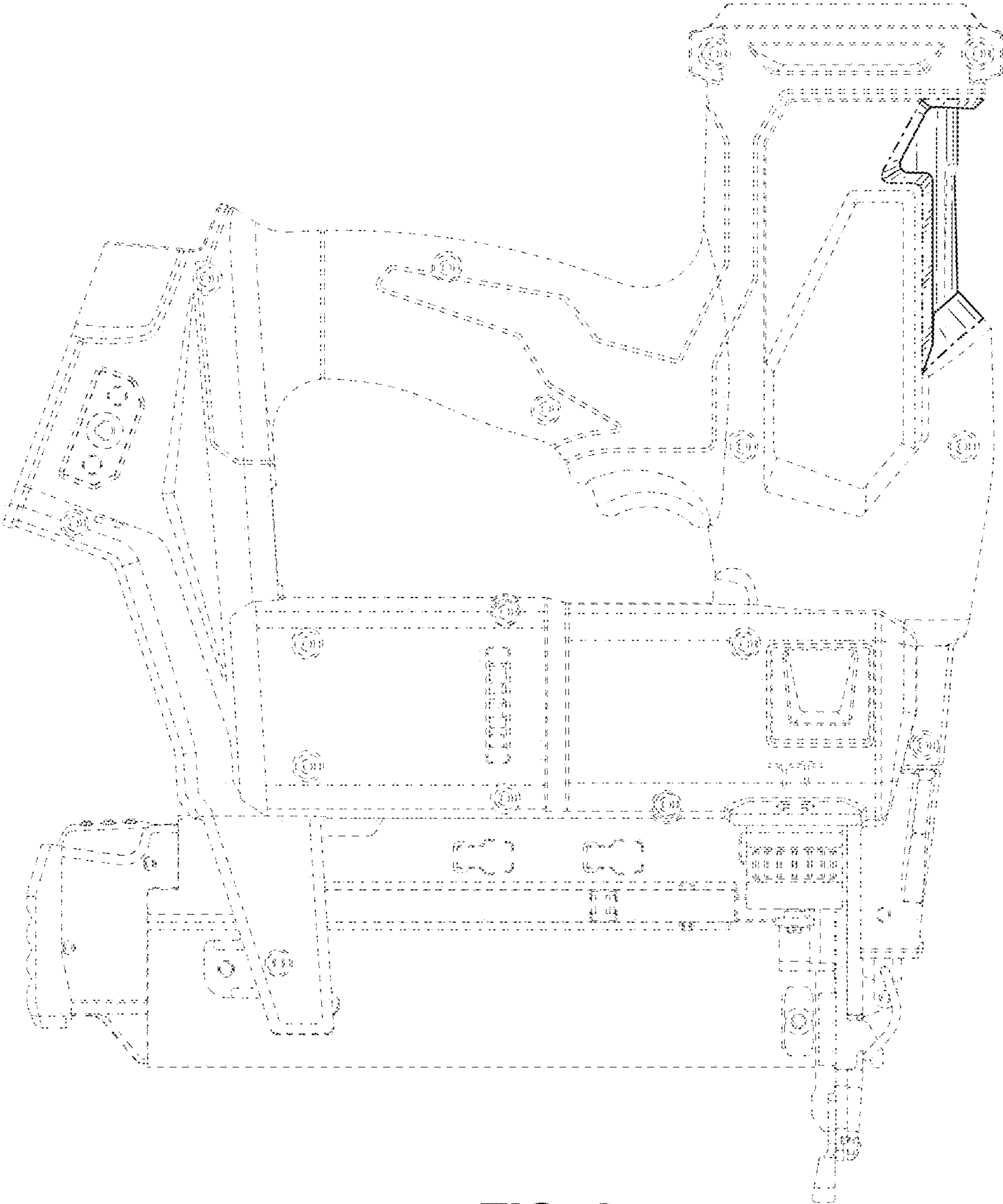


FIG. 3

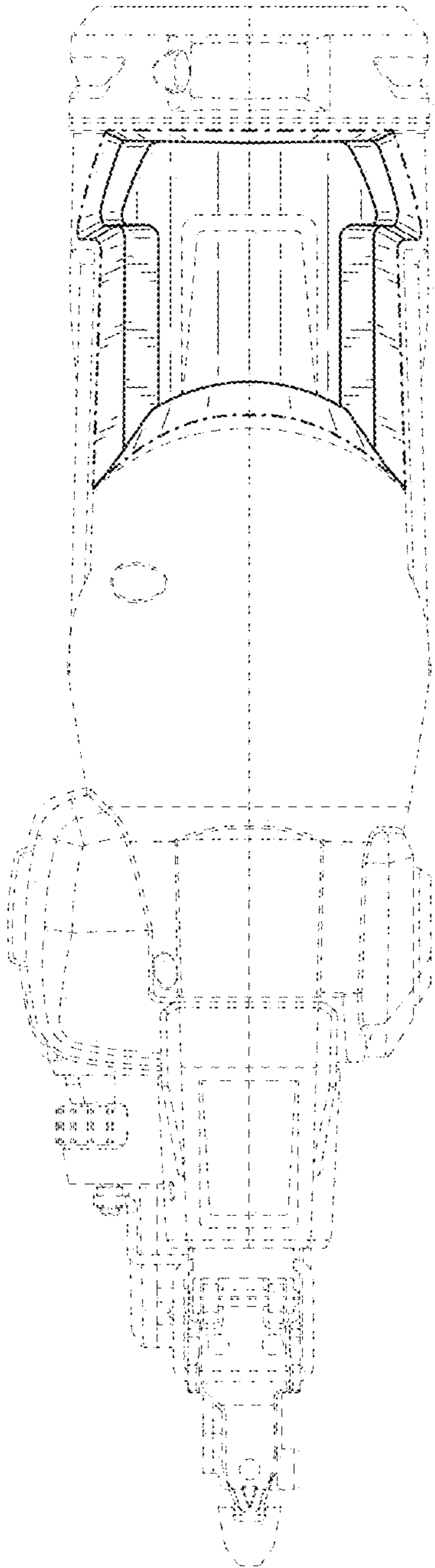


FIG. 4

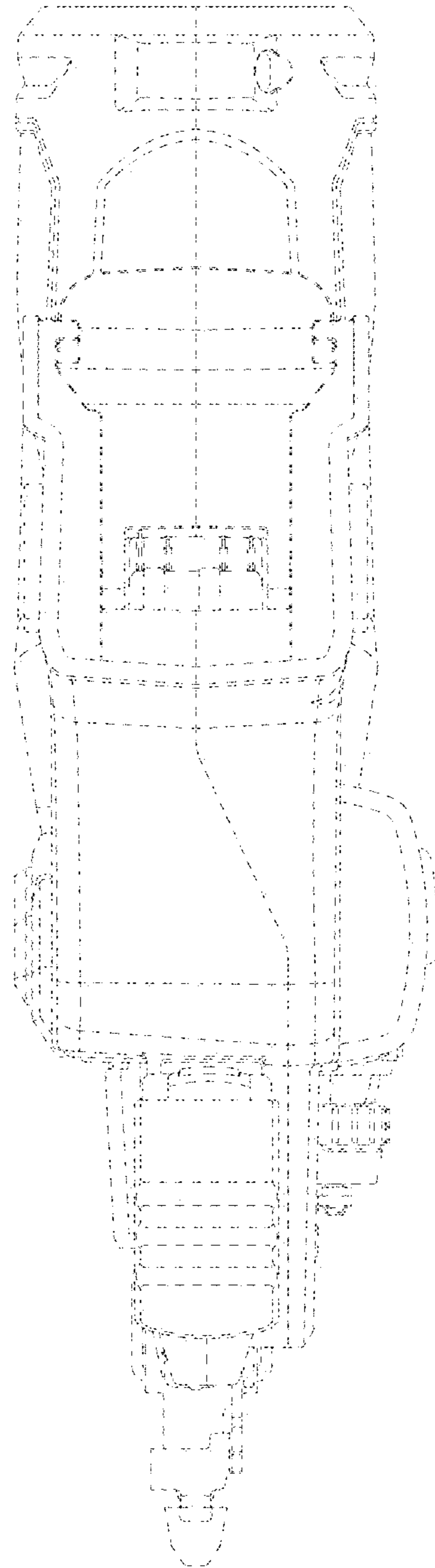


FIG. 5

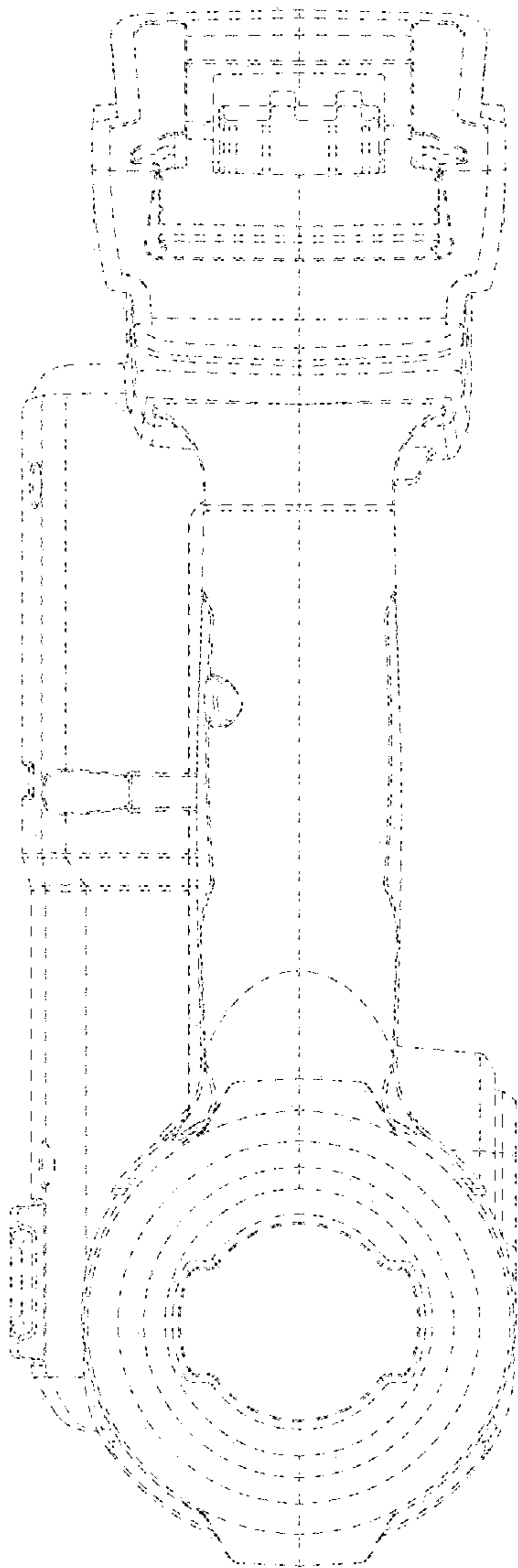


FIG. 6

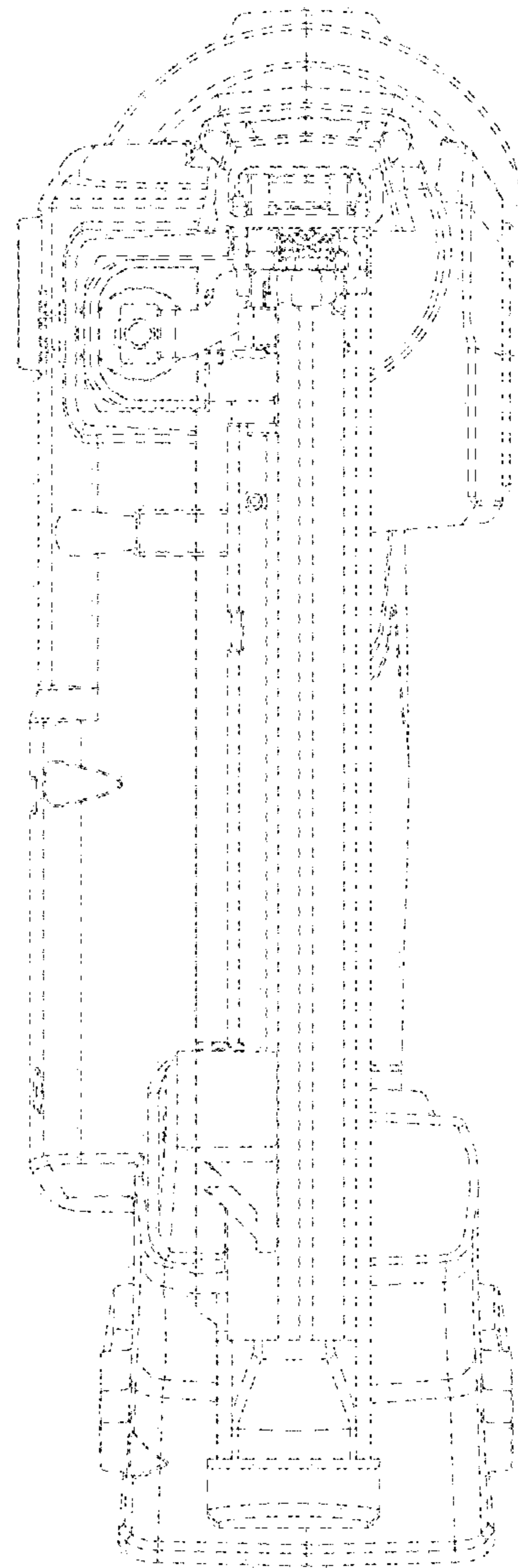


FIG. 7