



US00D920728S

(12) **United States Design Patent** (10) **Patent No.:** **US D920,728 S**  
**Scott** (45) **Date of Patent:** **\*\* Jun. 1, 2021**

(54) **POST FOR A STORAGE RACK**  
(71) Applicant: **Stor-Med Pty Ltd**, Orange (AU)  
(72) Inventor: **David William Scott**, Orange (AU)  
(73) Assignee: **Stor-Med Pty Ltd**

A47B 2031/002; A47B 2031/003; A47B 2031/008; A47B 63/00; A47B 61/02; A47F 1/00; A47F 1/04; A47F 1/12; A47F 3/00; A47F 3/02; A47F 3/0439; A47F 5/00; A47F 5/00; A47F 5/0018; A47F 5/0043; A47F 10/02; F16B 2/065

See application file for complete search history.

(\*\*) Term: **15 Years**

(56) **References Cited**

(21) Appl. No.: **29/681,026**

U.S. PATENT DOCUMENTS

(22) Filed: **Feb. 21, 2019**

5,657,884 A \* 8/1997 Zilincar, III ..... A47F 5/0043  
211/103  
5,678,702 A \* 10/1997 Menaged ..... A47F 5/0823  
211/59.1

(30) **Foreign Application Priority Data**

Aug. 21, 2018 (AU) ..... 201814977

(Continued)

(51) **LOC (13) Cl.** ..... **06-06**

*Primary Examiner* — Karen E Kearney

(52) **U.S. Cl.**

*Assistant Examiner* — Adam C Mager

USPC ..... **D6/712**

(74) *Attorney, Agent, or Firm* — Swidler Law Group, LLC; Sean S. Swidler

(58) **Field of Classification Search**

USPC ..... D6/300, 310, 320, 329, 512, 513, 514, D6/515, 545, 567, 574, 641, 642, 661, D6/662.1, 663-691, 694, 702, 705, 705.2, D6/705.4, 705.5, 705.6, 705.7, 706, D6/708.16, 712, 719; D7/300, 301, 302, D7/303, 304, 305, 306, 307, 308, 309, D7/310, 311, 312, 313, 314, 315, 316, D7/317, 318, 319, 320, 321, 322, 396.1, D7/552.2, 600, 600.1, 600.4, 701; D8/71, D8/354, 363, 373, 374, 377, 381, 394; D3/201, 297, 304, 306; D34/12, 21; D12/223, 412; D20/44; D21/686

CPC ..... A47B 11/00; A47B 9/00; A47B 51/00; A47B 57/00; A47B 57/08; A47B 57/10; A47B 57/16; A47B 57/30; A47B 45/00; A47B 47/00; A47B 47/021; A47B 47/025; A47B 47/027; A47B 87/00; A47B 87/008; A47B 87/02; A47B 87/0207; A47B 43/00; A47B 43/03; A47B 43/04; A47B 88/00; A47B 88/40; A47B 88/423; A47B 88/427; A47B 19/00; A47B 31/00;

(57) **CLAIM**

The ornamental design of a post for a storage rack, as shown and described.

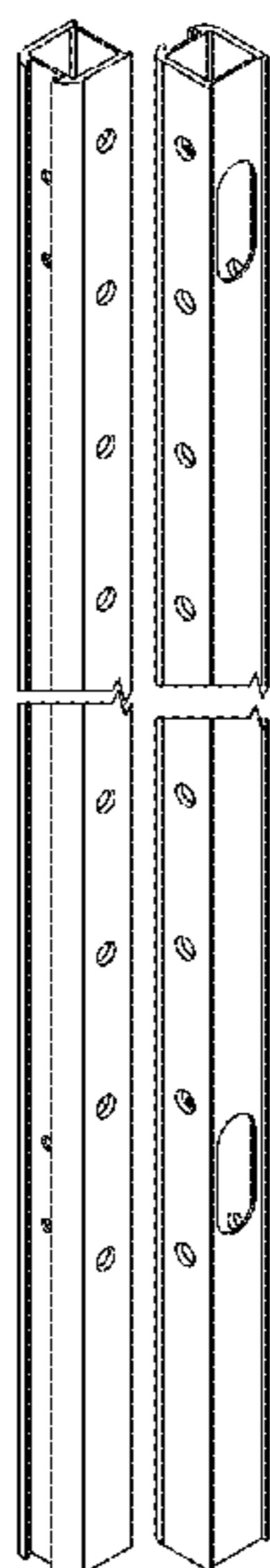
**DESCRIPTION**

FIG. 1 is a front isometric view of a post for a storage rack; FIG. 2 is a rear isometric view of view thereof; FIG. 3 is a right side elevational view thereof; FIG. 4 is a front elevational view thereof; FIG. 5 is a left side elevational view thereof; FIG. 6 is a rear view thereof; and, FIG. 7 is a top view thereof.

A bottom view is not shown but is a mirror image of the top view shown in FIG. 7.

The broken away symbols in the drawing indicate the appearance of any portion of the post for a storage rack between the break lines forms no part or the claimed design.

**1 Claim, 3 Drawing Sheets**



(56)

**References Cited**

U.S. PATENT DOCUMENTS

D419,858	S *	2/2000	Bosgoed	.....	D25/121
D435,435	S *	12/2000	Shea	.....	D8/363
D468,948	S *	1/2003	Shea	.....	D6/566
D660,021	S *	5/2012	Jacobs	.....	D6/332
8,857,634	B2 *	10/2014	Harris	.....	B65D 19/385
					211/194
8,985,350	B2 *	3/2015	Thrush	.....	A47F 5/0892
					211/117
9,167,896	B1 *	10/2015	Wu	.....	A47B 57/40
9,538,841	B2 *	1/2017	Franck	.....	A47B 57/20
D881,614	S *	4/2020	Wilke	.....	D6/680.2
2012/0001046	A1 *	1/2012	Schmoltz	.....	F16B 2/065
					248/316.1

\* cited by examiner

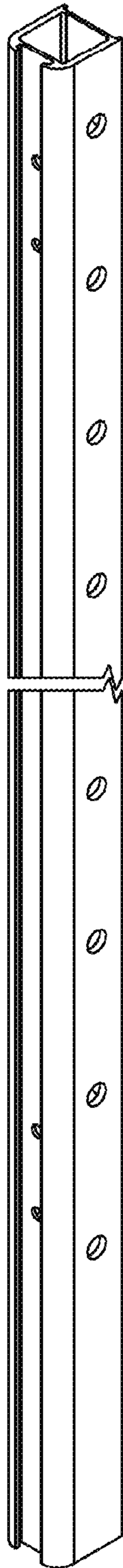


FIG. 1

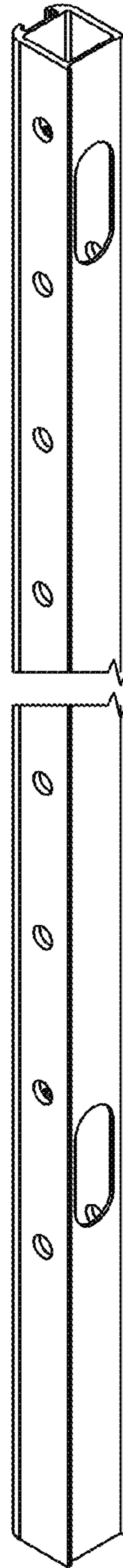


FIG. 2



FIG. 3



FIG. 4



FIG. 5



FIG. 6




FIG. 7