



US00D920711S

(12) **United States Design Patent** (10) **Patent No.:** **US D920,711 S**  
**Li** (45) **Date of Patent:** **\*\* Jun. 1, 2021**

(54) **EARRING HOLDER**  
(71) Applicant: **Shenzhen Yingmu Electronic Commerce Co., Ltd., Shenzhen (CN)**

D896,557 S 9/2020 Jin  
D901,206 S 11/2020 Dittrich  
D901,933 S 11/2020 Chiang  
D901,934 S 11/2020 Chiang

(72) Inventor: **Jianneng Li, Shenzhen (CN)**

**OTHER PUBLICATIONS**

(\*\*) Term: **15 Years**

GistGear, Heesch Hanging Earring Holder—Mar. 24, 2021, www.cshardware.com, URL:https://gistgear.com/fashion/womens-apparel/jewelry-organizers, 4 pgs, retrieved Mar. 24, 2021 (Year: 2021).\*

(21) Appl. No.: **29/763,276**

\* cited by examiner

(22) Filed: **Dec. 22, 2020**

(51) **LOC (13) Cl.** ..... **06-06**

*Primary Examiner* — Wan Laymon

(52) **U.S. Cl.**

*Assistant Examiner* — Mark Booker

USPC ..... **D6/553**

(74) *Attorney, Agent, or Firm* — Rumit Ranjit Kanakia

(58) **Field of Classification Search**

(57) **CLAIM**

USPC ..... D6/553, 315, 320, 566, 567, 569, 513,  
D6/673, 682.2; D8/349, 354, 367, 372;  
248/301–304, 309.1; 211/10, 13.1, 60.1,  
211/86.01, 87.01; D3/271.12

The ornamental design for a earring holder, as shown and described.

CPC ..... A47G 29/10; A45C 11/32; A45C 11/16;  
A45C 11/26; A45C 13/10; A47F 7/02

**DESCRIPTION**

See application file for complete search history.

FIG. 1 is a front view of the earring holder showing my new design;

(56) **References Cited**

**U.S. PATENT DOCUMENTS**

|            |   |         |              |       |          |
|------------|---|---------|--------------|-------|----------|
| D304,532 S | * | 11/1989 | Campbell     | ..... | D6/673   |
| D335,995 S | * | 6/1993  | Soles        | ..... | D6/553   |
| D348,997 S | * | 7/1994  | Menner       | ..... | D6/682.2 |
| D353,501 S | * | 12/1994 | Kral         | ..... | D6/513   |
| D474,353 S | * | 5/2003  | Gist Skinner | ..... | D6/553   |
| D789,707 S | * | 6/2017  | Porisky      | ..... | D6/569   |
| D894,633 S |   | 9/2020  | Johnson      |       |          |

FIG. 2 is a rear view thereof;

FIG. 3 is a left-hand-side view thereof;

FIG. 4 is a right-hand-side view thereof;

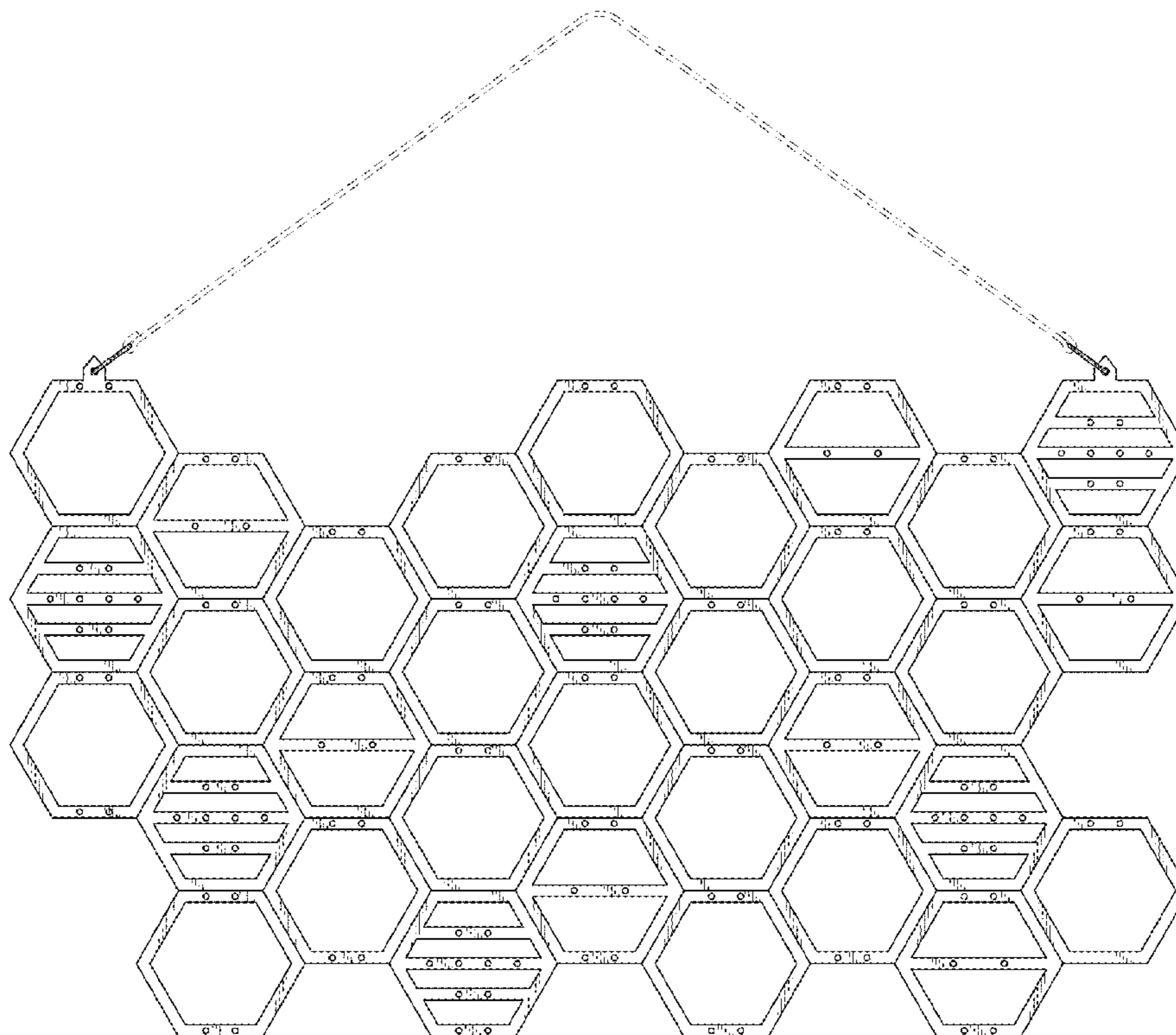
FIG. 5 is a top view thereof;

FIG. 6 is a bottom view thereof; and,

FIG. 7 is a front perspective thereof.

The broken lines illustrate portions of the environment structure which forms no part of the claimed design.

**1 Claim, 5 Drawing Sheets**



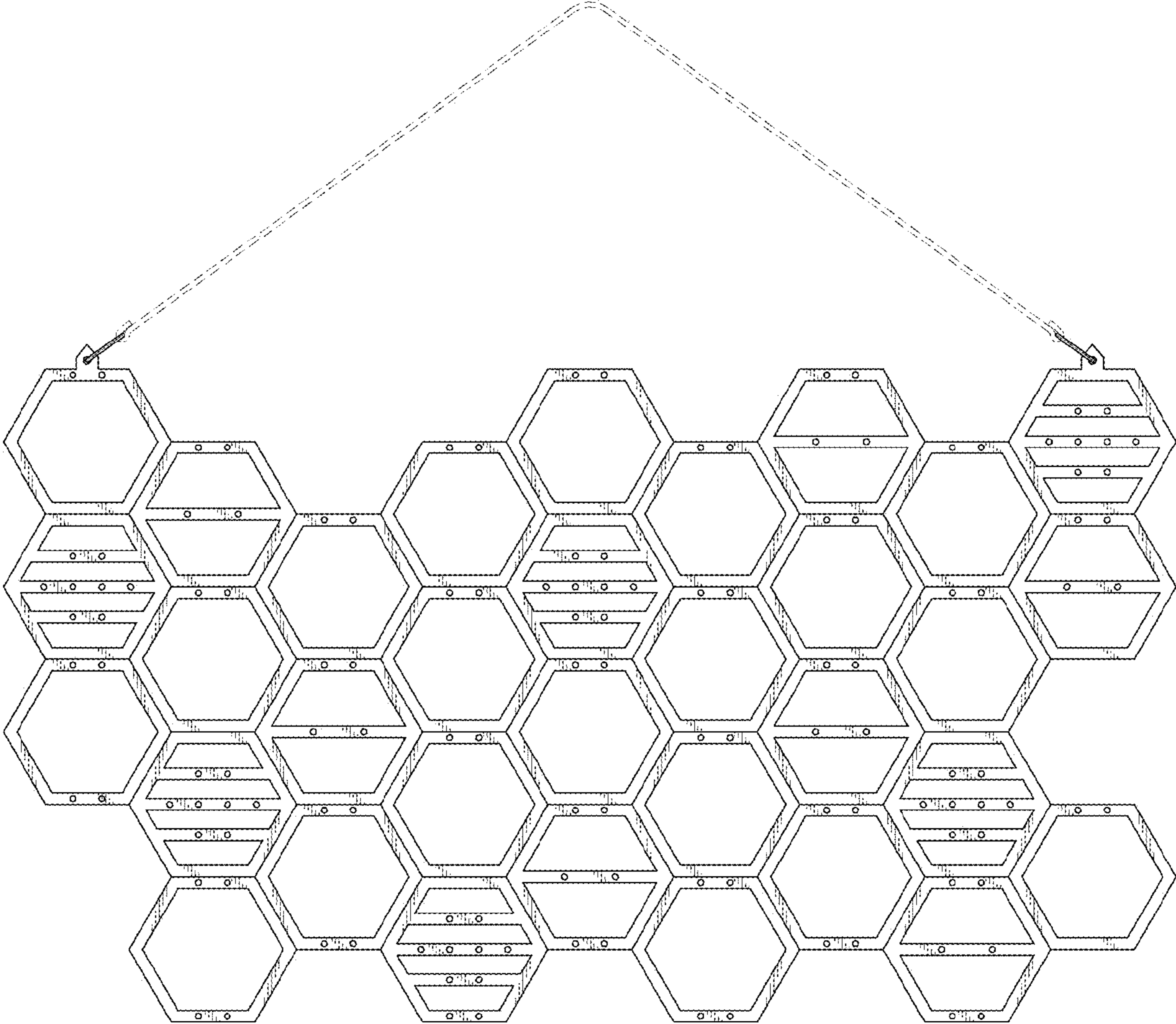
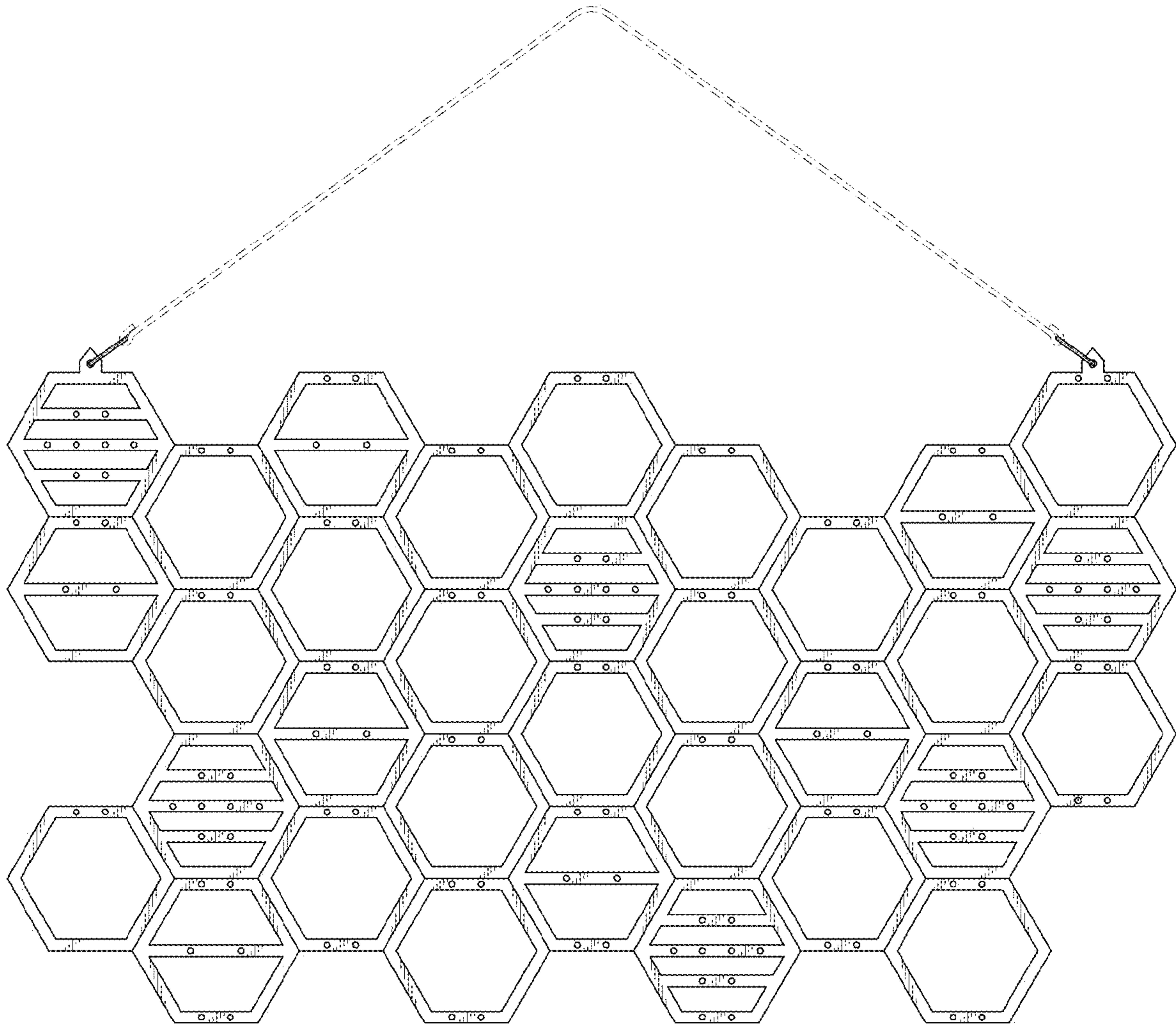
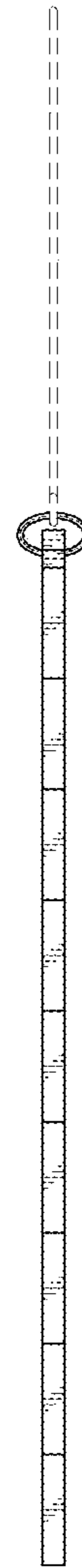
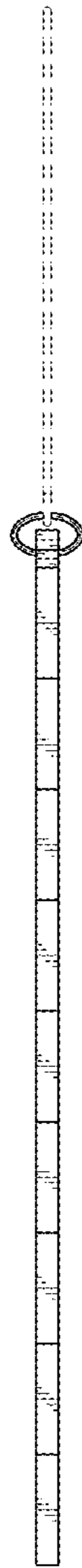


Fig. 1




*Fig. 2*



*Fig. 3*

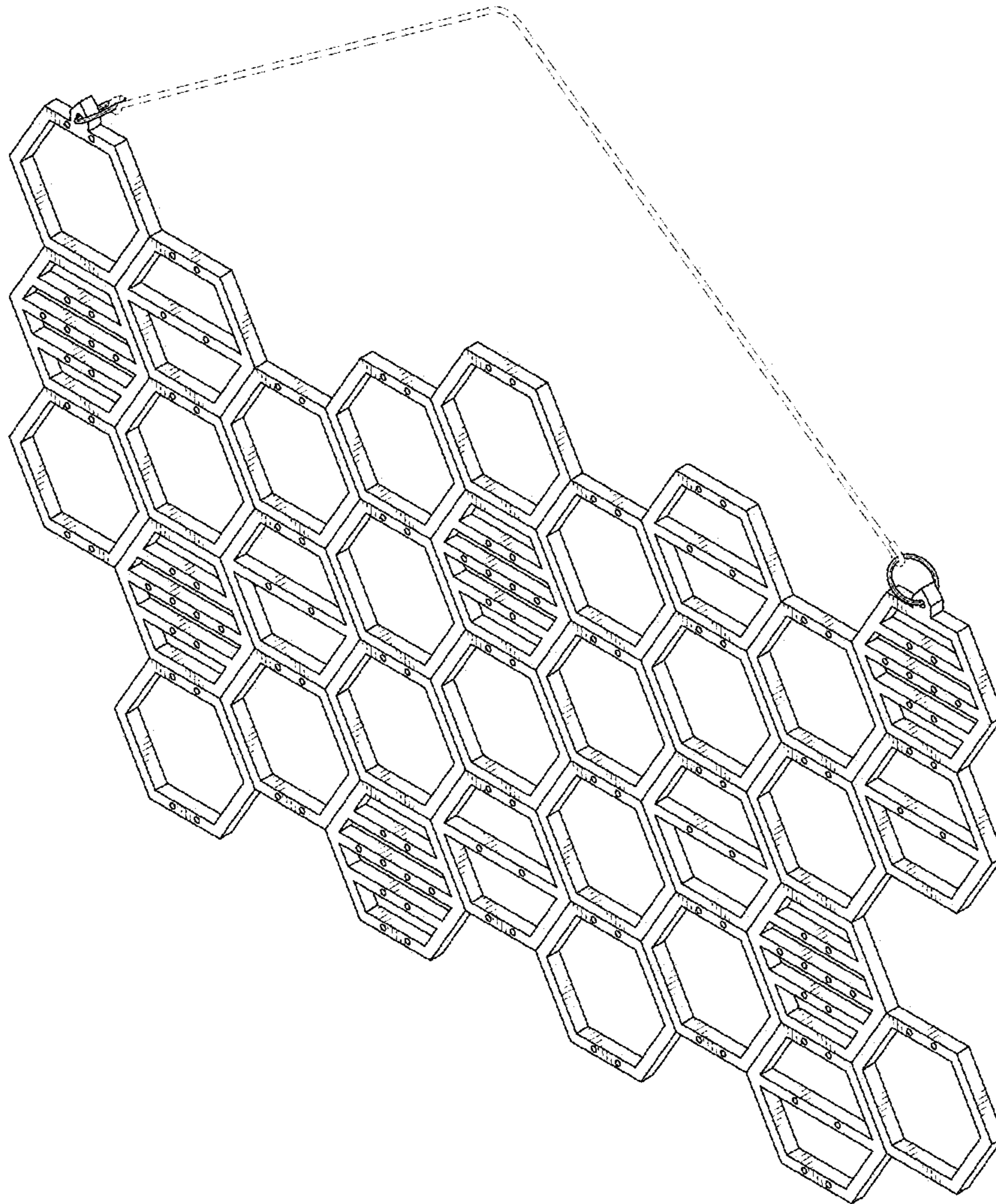
*Fig. 4*



*Fig. 5*



*Fig. 6*



*Fig. 7*