



US00D920709S

(12) **United States Design Patent** (10) **Patent No.:** **US D920,709 S**
Benoit (45) **Date of Patent:** **** Jun. 1, 2021**

(54) **POT HANGER**
(71) Applicant: **Ryan Benoit**, San Diego, CA (US)
(72) Inventor: **Ryan Benoit**, San Diego, CA (US)
(**) Term: **15 Years**
(21) Appl. No.: **29/675,447**
(22) Filed: **Jan. 2, 2019**
(51) **LOC (13) Cl.** **11-02**
(52) **U.S. Cl.**
USPC **D6/403**
(58) **Field of Classification Search**
USPC D11/143-156, 164; D3/304; D6/403,
D6/404, 405, 556, 557, 558; D7/523,
D7/602, 630; D8/356; D9/428, 500
CPC ... A47G 7/00; A47G 7/02; A47G 7/06; A47G
7/08; A01G 5/04; A01G 9/02; A01G
9/021; A01G 9/029; A01G 9/0293; A01G
9/047
See application file for complete search history.

5,971,683 A * 10/1999 Hunt B60P 7/0807
410/106
D445,063 S * 7/2001 Schneider D11/148
D506,160 S * 6/2005 Lambert D11/148
D595,120 S * 6/2009 Plowman D8/356
D605,500 S * 12/2009 Lee D8/387
D658,479 S * 5/2012 Eason D11/164
8,172,476 B2 * 5/2012 Berney F16B 45/00
403/164
8,191,849 B1 * 6/2012 Lembke A47G 7/047
248/304
D733,545 S * 7/2015 Charette D8/387
D813,651 S * 3/2018 Votel D8/356
D845,206 S * 4/2019 Lavoie D12/215
2004/0007653 A1 * 1/2004 Zesk A47G 7/025
248/508

* cited by examiner

Primary Examiner — Elizabeth A. Albert
(74) *Attorney, Agent, or Firm* — Buche & Associates,
P.C.; John K. Buche; Bryce A. Johnson

(57) **CLAIM**

The ornamental design for a pot hanger, as shown and described.

(56) **References Cited**

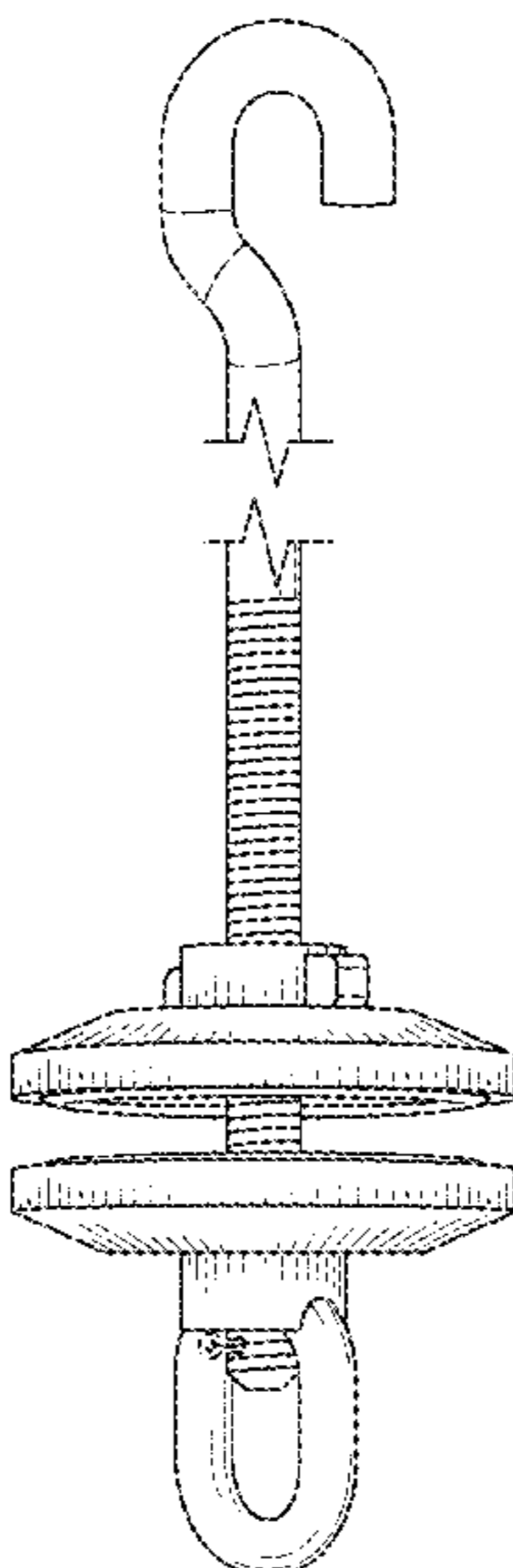
U.S. PATENT DOCUMENTS

2,102,748 A * 12/1937 Rocquin A01G 13/0281
47/1.01 R
D240,709 S * 7/1976 Vandenberg et al. D8/356
3,995,822 A * 12/1976 Einhorn F16B 45/00
248/304
D250,742 S * 1/1979 Wendler D6/558
4,174,087 A * 11/1979 Gaines F16B 45/00
248/339
D275,432 S * 9/1984 Chan D11/148
D275,627 S * 9/1984 Chan D11/141
D277,247 S * 1/1985 Chan D11/141
D277,435 S * 2/1985 Chan D11/141
D278,008 S * 3/1985 Chan D11/141
4,689,860 A * 9/1987 Suchowski A01K 27/005
24/600.7
D308,627 S * 6/1990 Guffey D8/356
D375,889 S * 11/1996 Miller D8/367

DESCRIPTION

FIG. 1 is a perspective view of the pot hanger;
FIG. 2 is a front view of the pot hanger of FIG. 1;
FIG. 3 is a back view of the pot hanger of FIG. 1;
FIG. 4 is a left side view of the pot hanger of FIG. 1;
FIG. 5 is a right side view of the pot hanger of FIG. 1;
FIG. 6 is a top view of the pot hanger of FIG. 1;
FIG. 7 is a bottom view of the pot hanger of FIG. 1; and,
FIG. 8 is an environmental view of the pot hanger.
Broken lines depict portions of the pot hanger that form no part of the claimed design. The broken away symbols in the drawings indicate the appearance of any portion of the article between the broken away symbols forms no part of the claimed design.

1 Claim, 4 Drawing Sheets



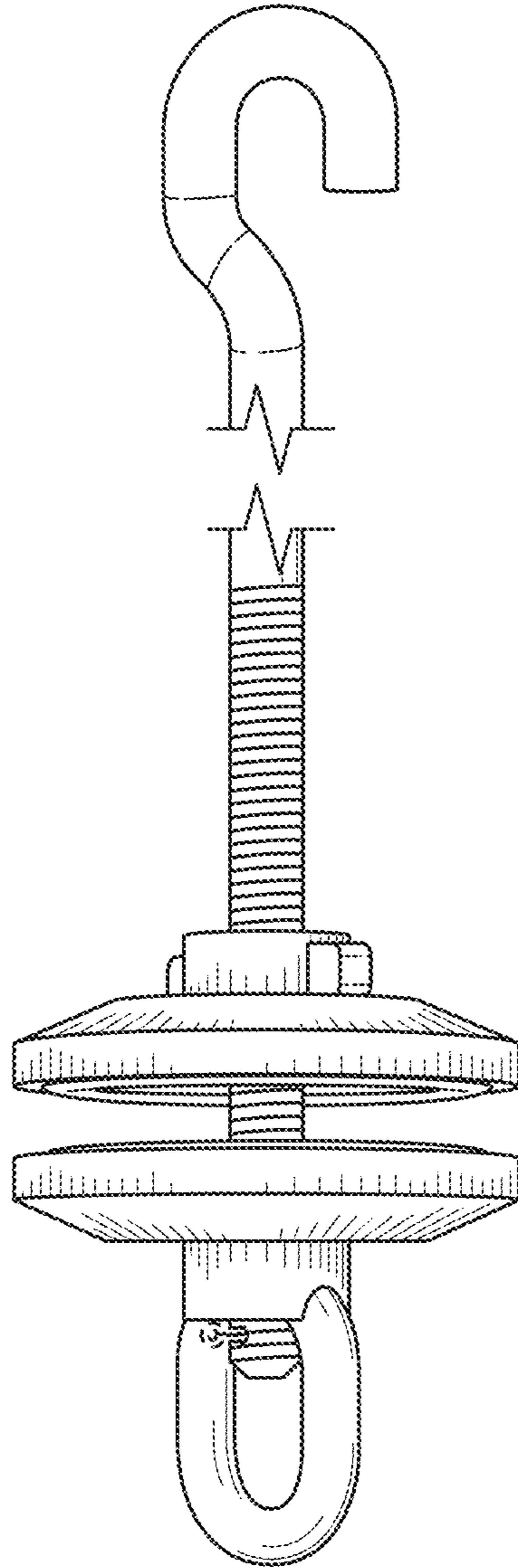


FIG. 1

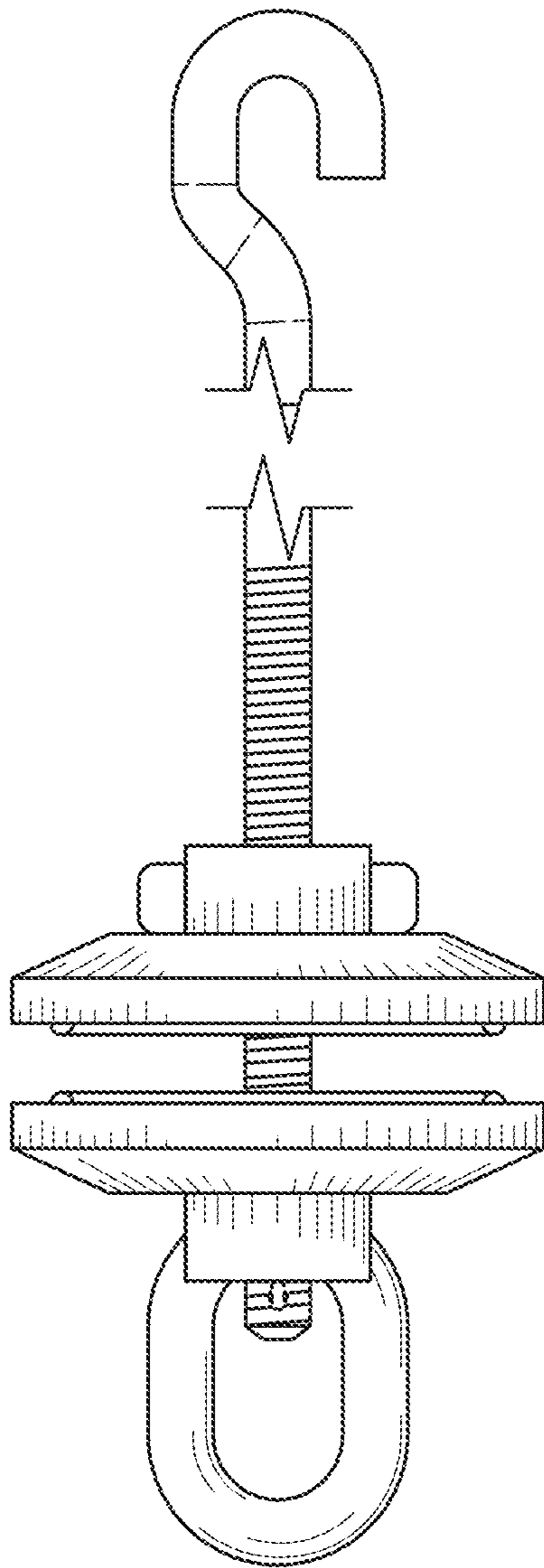


FIG. 2

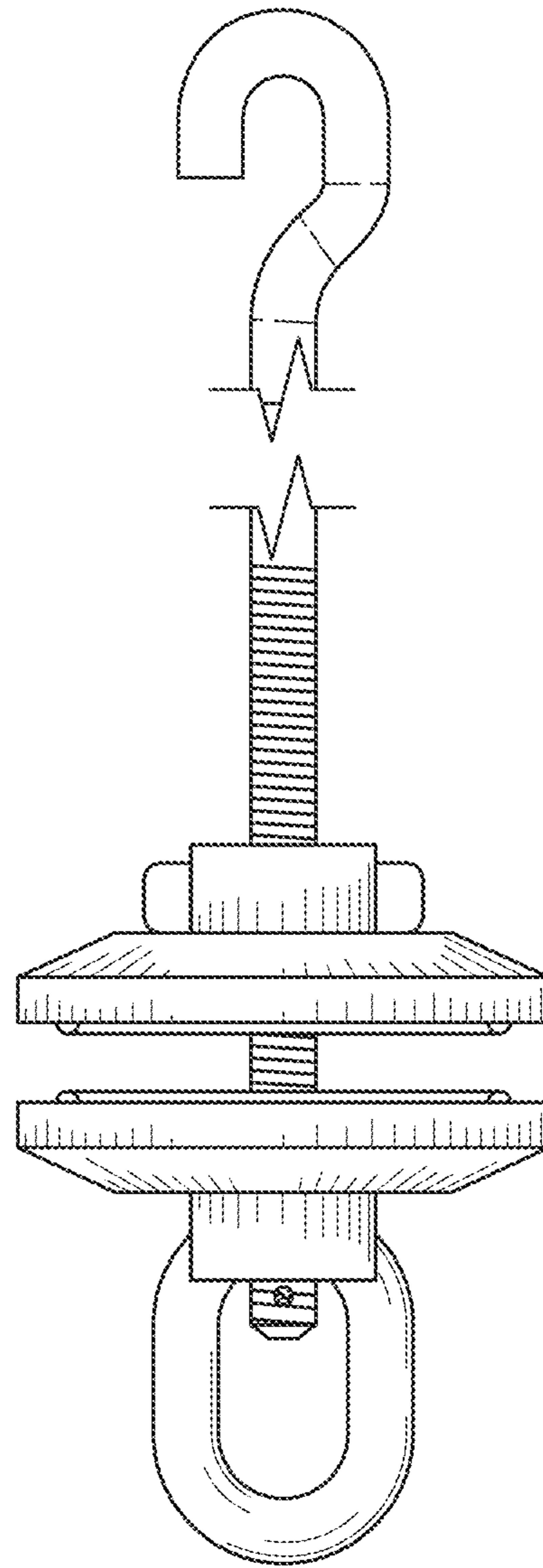


FIG. 3

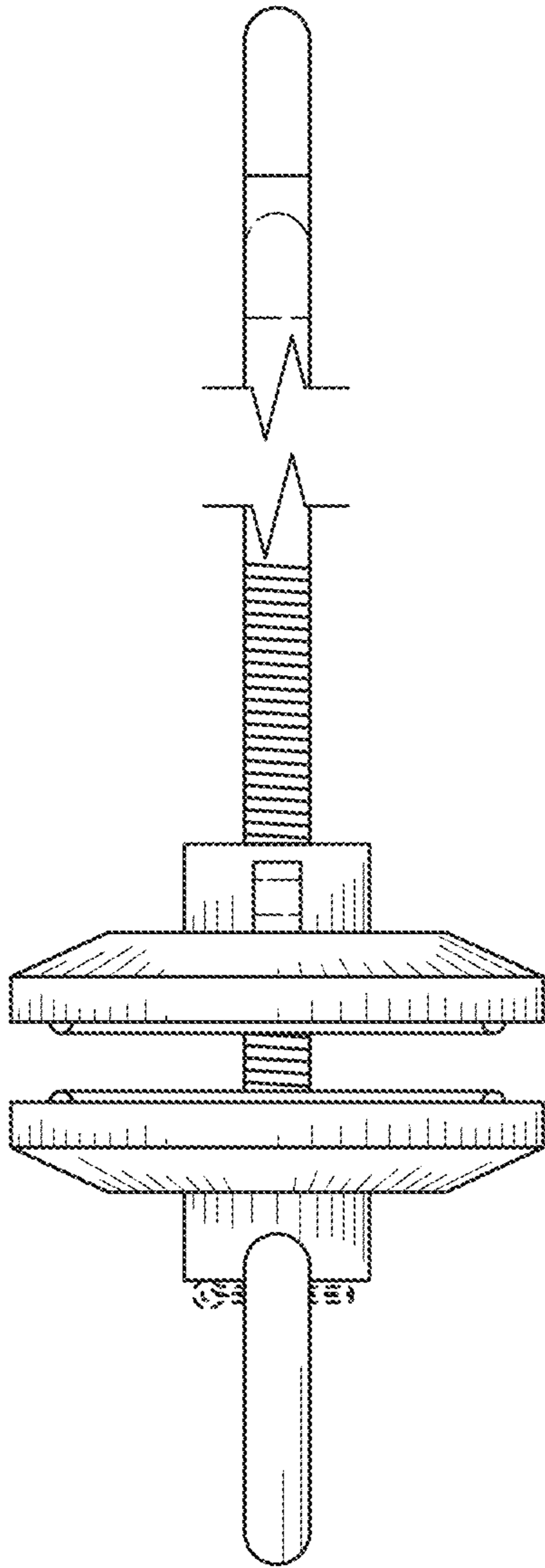


FIG. 4

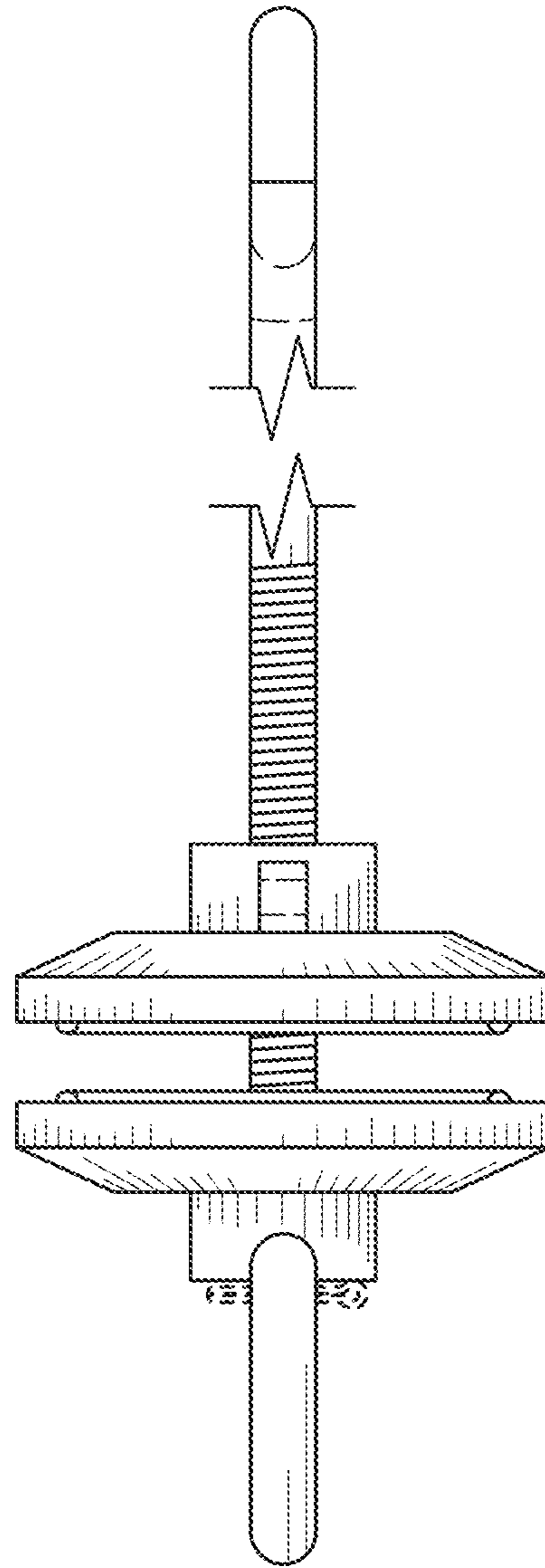


FIG. 5

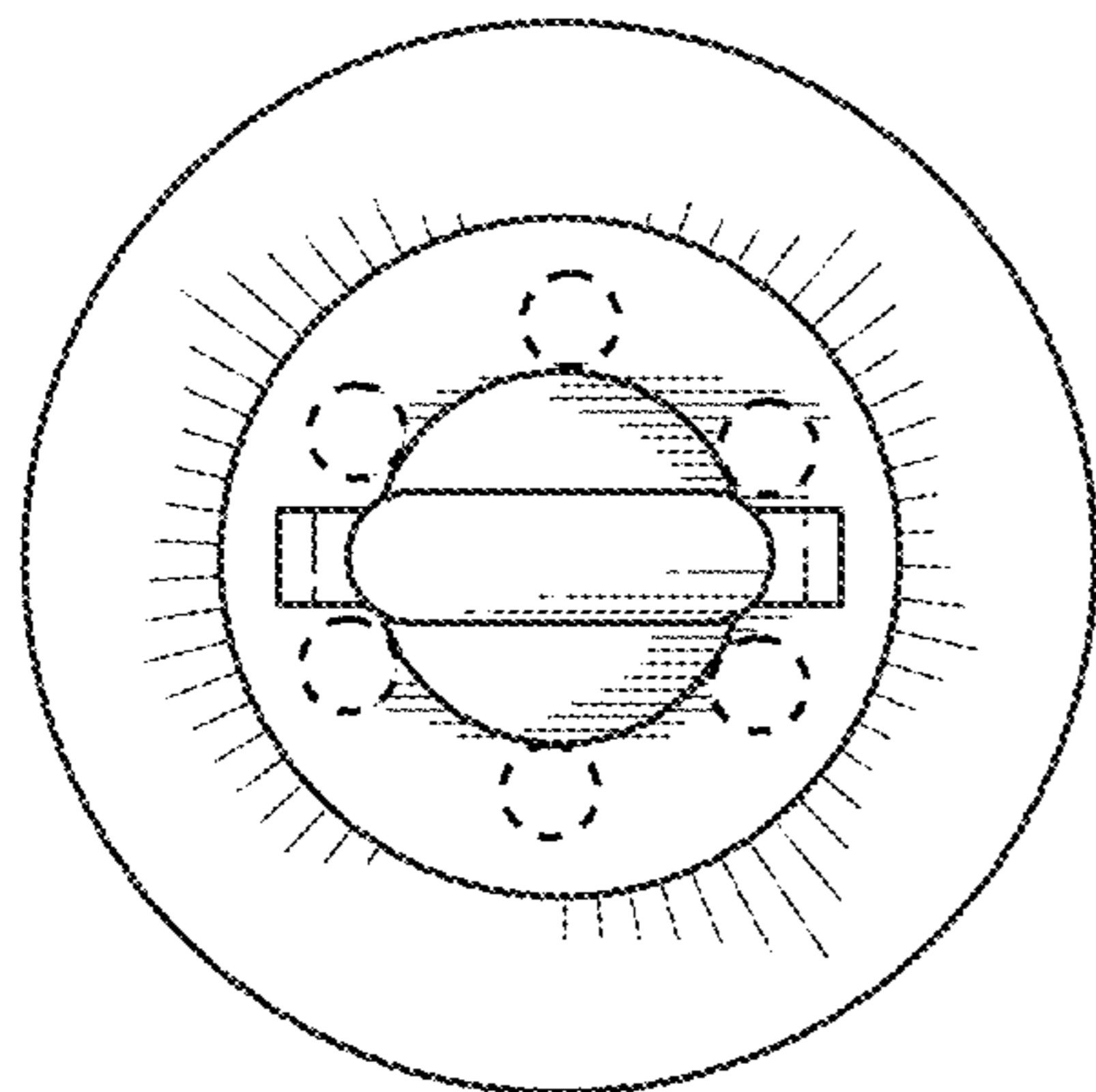


FIG. 6

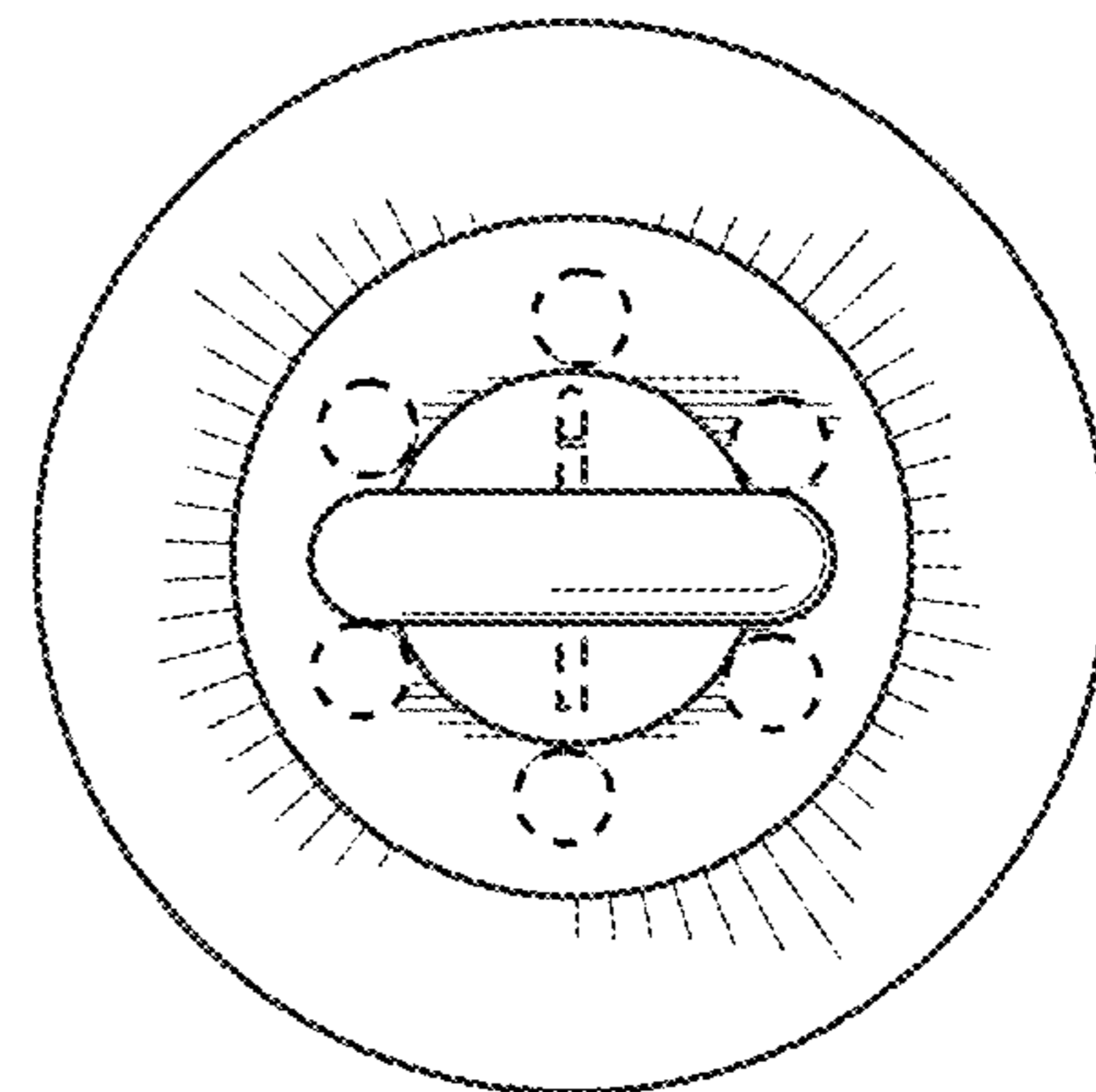


FIG. 7

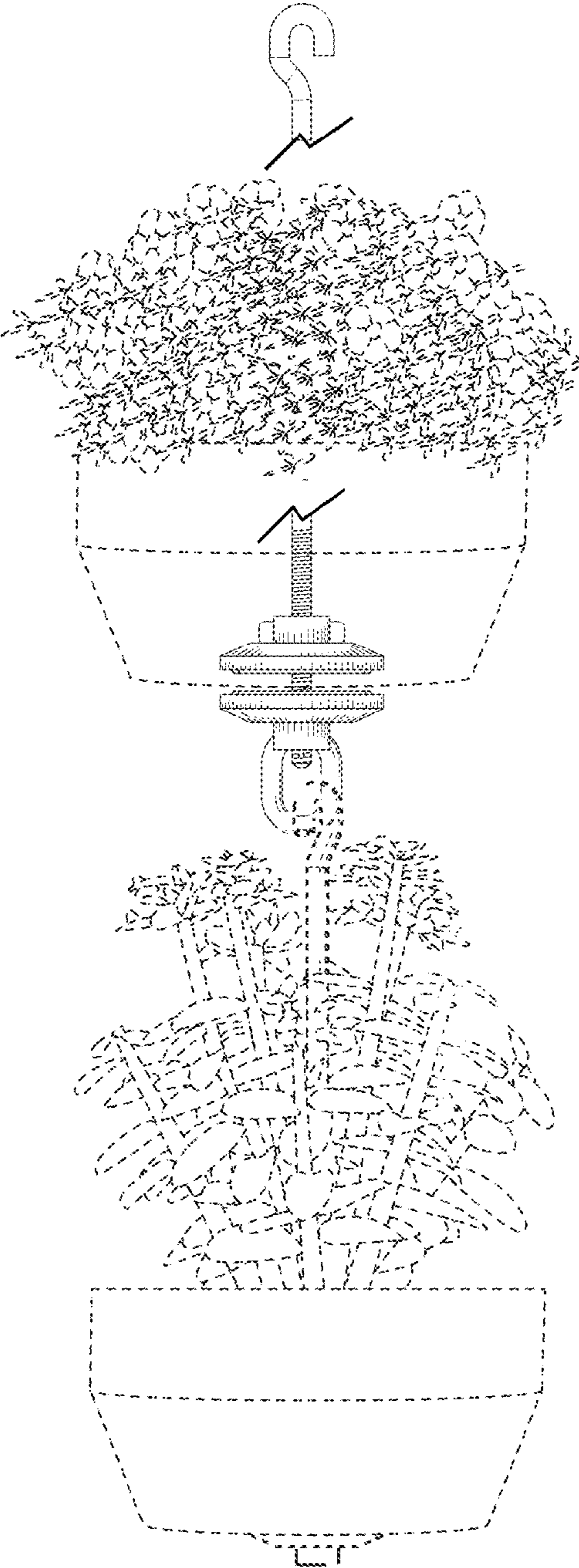


FIG. 8