



US00D920687S

(12) **United States Design Patent**
Smith et al.

(10) **Patent No.:** **US D920,687 S**

(45) **Date of Patent:** **** Jun. 1, 2021**

(54) **CLOTHES HANGER**

(71) Applicants: **James F. Smith**, Louisville, OH (US);
Sandra K. Smith, Louisville, OH (US)

(72) Inventors: **James F. Smith**, Louisville, OH (US);
Sandra K. Smith, Louisville, OH (US)

(**) Term: **15 Years**

(21) Appl. No.: **29/648,676**

(22) Filed: **May 23, 2018**

(51) **LOC (13) Cl.** **06-08**

(52) **U.S. Cl.**
USPC **D6/316; D6/318**

(58) **Field of Classification Search**
USPC D6/315-328
CPC A47G 25/14; A47G 25/28; A47G 25/26;
A47G 25/30; A47G 25/36; A47G 25/50;
A47G 25/442; A47G 25/483; A47G
25/743; A47G 25/4023; A47F 5/0006
See application file for complete search history.

(56) **References Cited**

U.S. PATENT DOCUMENTS

D143,831 S * 2/1946 Kirsch D6/316
4,364,496 A * 12/1982 Bridgeman A47G 25/32
211/113

D430,791 S * 9/2000 Henry D8/367
6,443,337 B1 * 9/2002 Muehlhauser A47G 25/28
223/85
6,682,032 B1 * 1/2004 Bradlee A47F 5/0006
248/215
D666,084 S * 8/2012 Rojas D8/367

* cited by examiner

Primary Examiner — Lauren R Calve

(74) *Attorney, Agent, or Firm* — Sand, Sebolt & Wernow
Co., LPA

(57) **CLAIM**

The ornamental design for a clothes hanger, as shown and described.

DESCRIPTION

FIG. 1 is a front elevation view of a clothes hanger in accordance with our design;
FIG. 2 is a rear elevation view thereof;
FIG. 3 is a left side elevation view thereof;
FIG. 4 is a right side elevation view thereof;
FIG. 5 is a top plan view thereof;
FIG. 6 is a bottom plan view thereof;
FIG. 7 is an enlarged cross section taken along line 7-7 in FIG. 1; and,
FIG. 8 is an enlarged cross section taken along line 8-8 in FIG. 1.

1 Claim, 4 Drawing Sheets

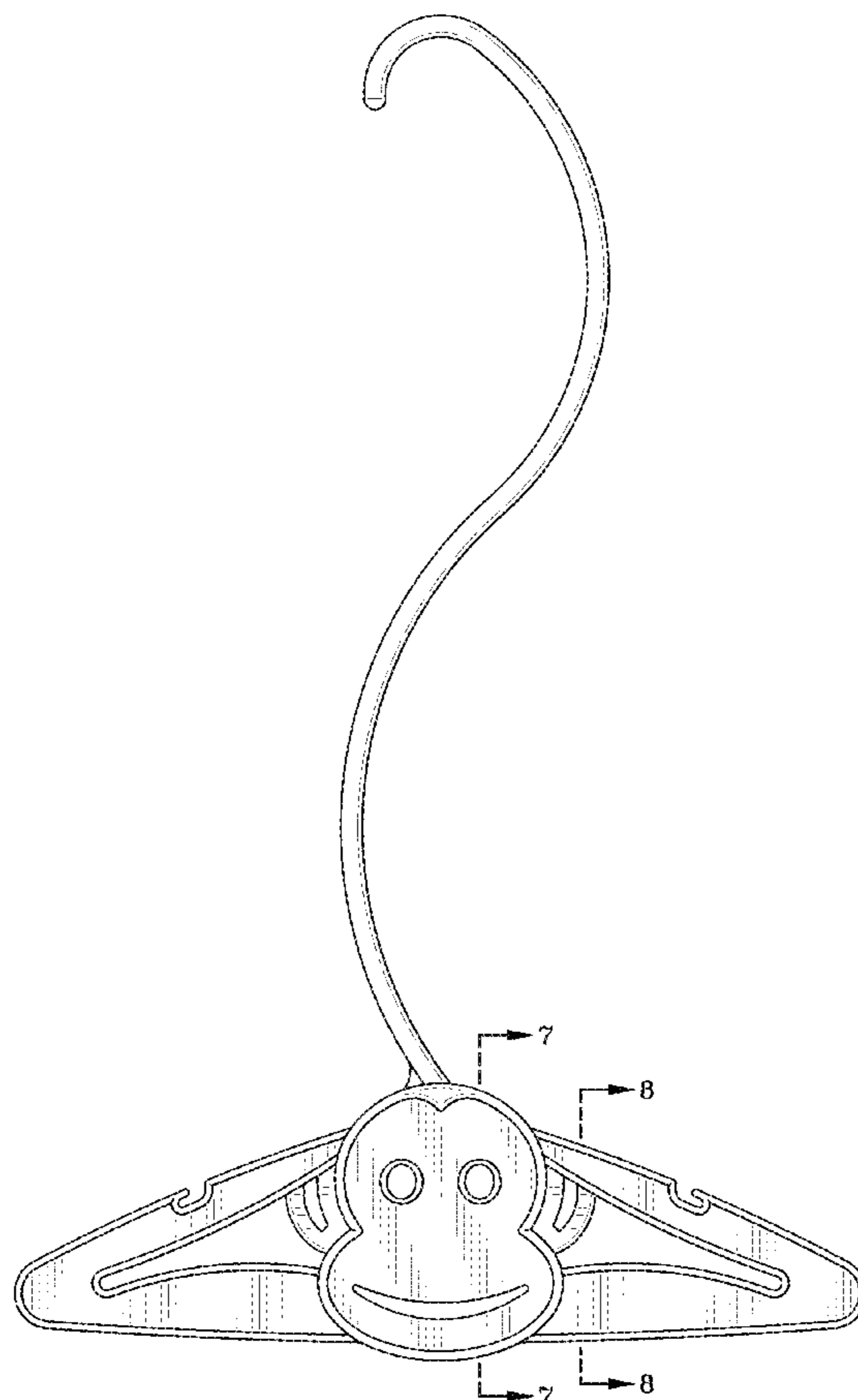
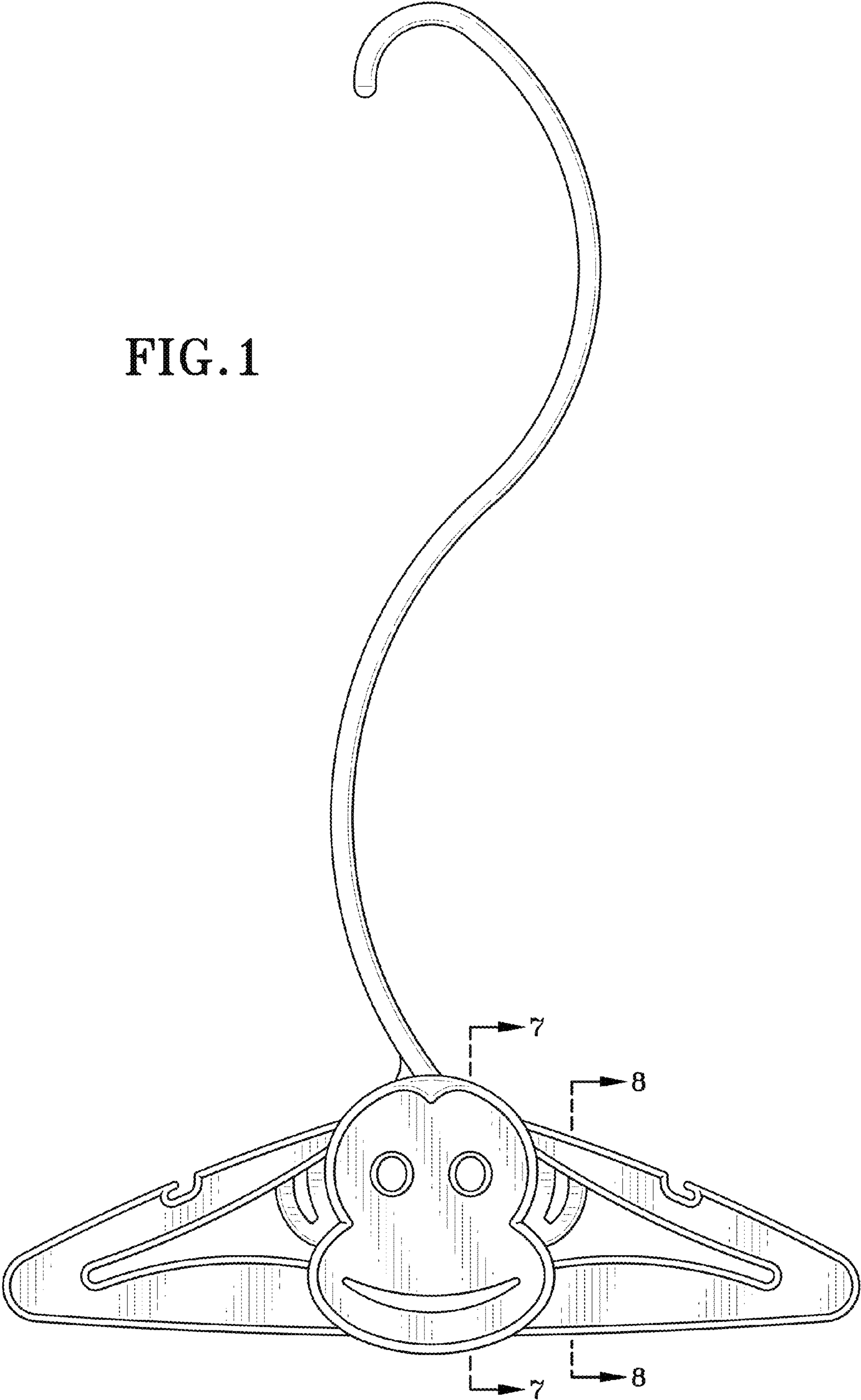


FIG. 1



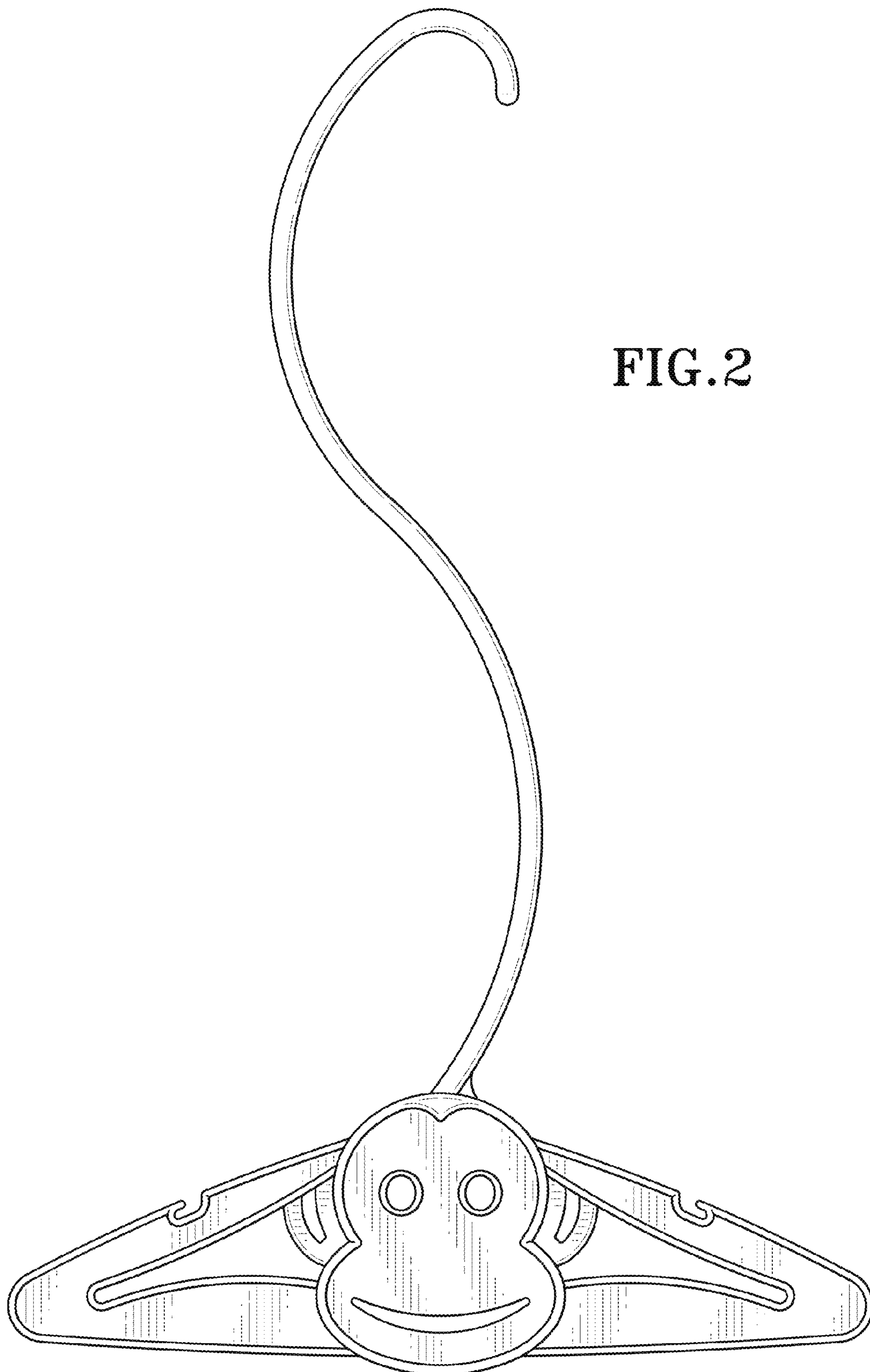


FIG. 2

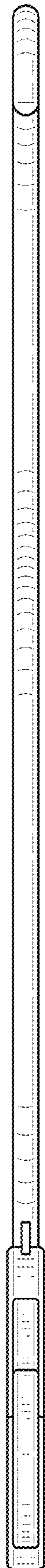


FIG. 3



FIG. 4



FIG. 5




FIG. 6

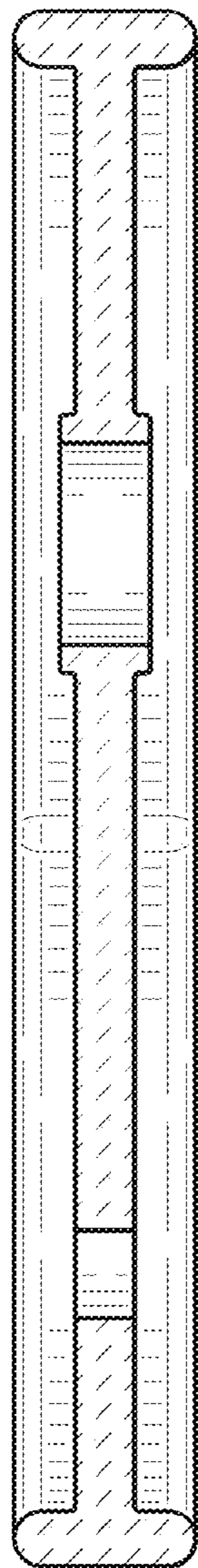


FIG. 7

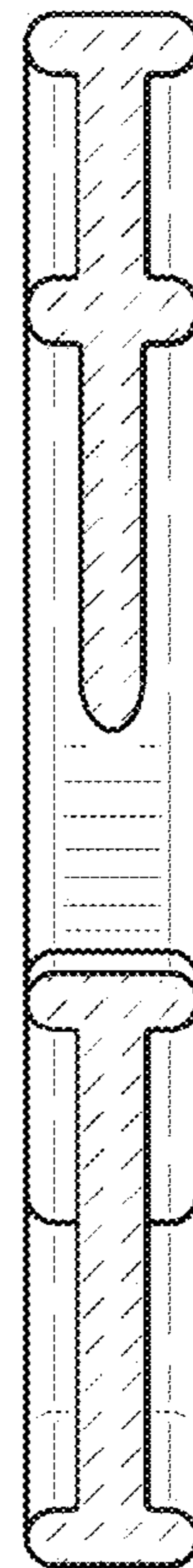


FIG. 8