



US00D920677S

(12) **United States Design Patent**  
**Tertoolen**

(10) **Patent No.:** **US D920,677 S**  
(45) **Date of Patent:** **\*\* Jun. 1, 2021**

(54) **HANDBAG ELECTRONIC DEVICE**

(71) Applicant: **Simone Tertoolen**, Rotterdam (NL)

(72) Inventor: **Simone Tertoolen**, Rotterdam (NL)

(\*\*) Term: **15 Years**

(21) Appl. No.: **29/698,991**

(22) Filed: **Jul. 22, 2019**

(30) **Foreign Application Priority Data**

Jan. 22, 2019 (EM) ..... 006080933-0001

(51) **LOC (13) Cl.** ..... **03-01**

(52) **U.S. Cl.**  
USPC ..... **D3/318**

(58) **Field of Classification Search**  
USPC ..... D3/318; D13/108  
CPC ..... H02J 7/02; H02J 7/00; F21L 13/00; F21S  
6/00; A45C 15/00  
See application file for complete search history.

(56) **References Cited**

**U.S. PATENT DOCUMENTS**

9,265,316 B2 \* 2/2016 Diaz ..... A45C 15/00  
10,135,271 B2 \* 11/2018 Miller ..... H02J 7/342  
10,522,959 B2 \* 12/2019 Messinger ..... H02J 7/0044

\* cited by examiner

*Primary Examiner* — Holly H Baynham

(74) *Attorney, Agent, or Firm* — Hovey Williams LLP

(57) **CLAIM**

The ornamental design for a handbag electronic device, as shown and described.

**DESCRIPTION**

FIG. 1 is an upper perspective of a handbag electronic device embodying my design, showing the device mounted on a handbag;

FIG. 2 is an upper front perspective of the handbag electronic device shown in FIG. 1;

FIG. 3 is a top view of the handbag electronic device shown in FIGS. 1 and 2;

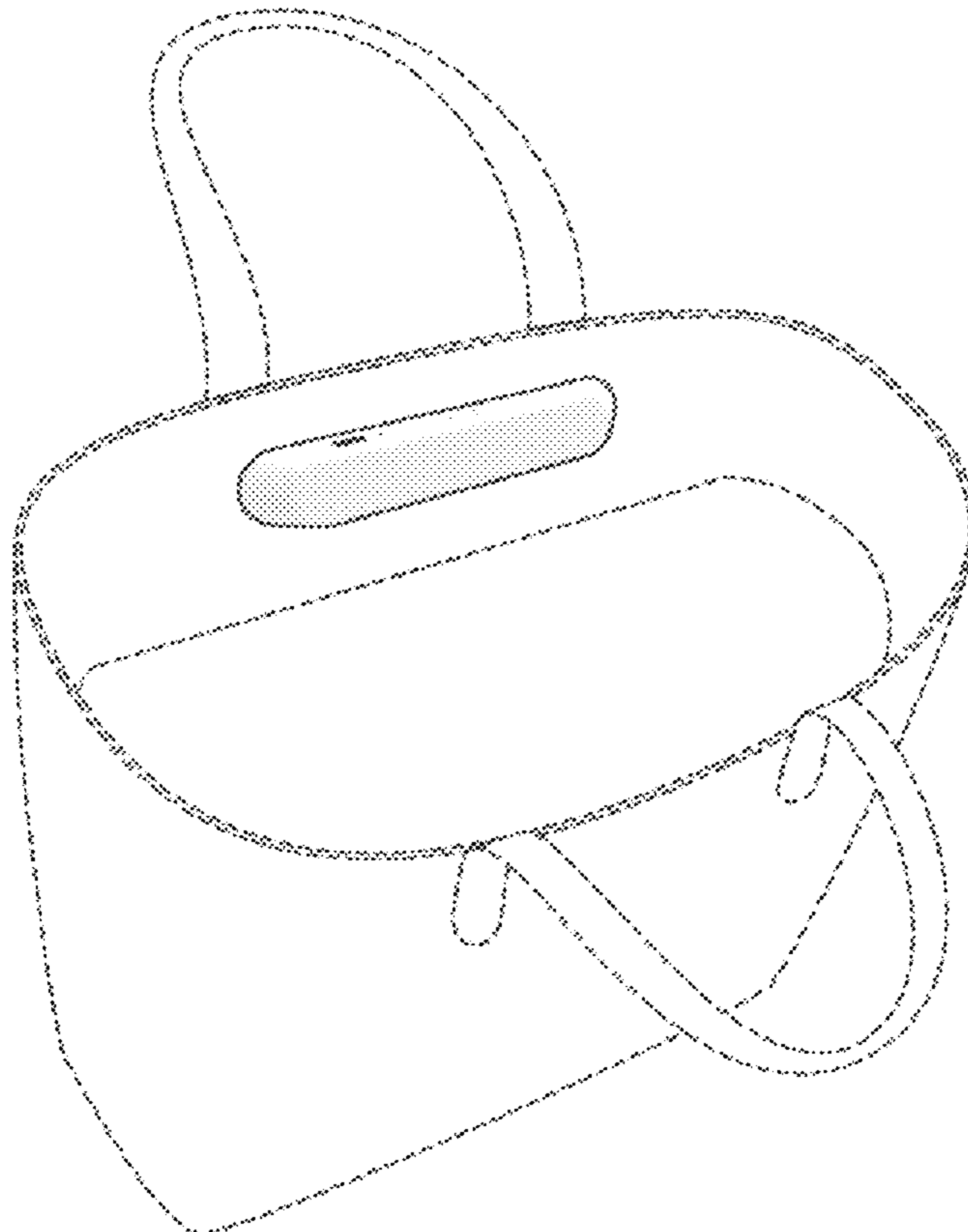
FIG. 4 is a bottom view of the handbag electronic device shown in FIGS. 1-3;

FIG. 5 is a front elevation of the handbag electronic device shown in FIGS. 1-4; and,

FIG. 6 is a side elevation of the handbag electronic device shown in FIGS. 1-5, with the opposite side elevation being a mirror image thereof.

The broken lines shown in the drawings depict portions of a handbag that forms no part of the claimed design.

**1 Claim, 6 Drawing Sheets**



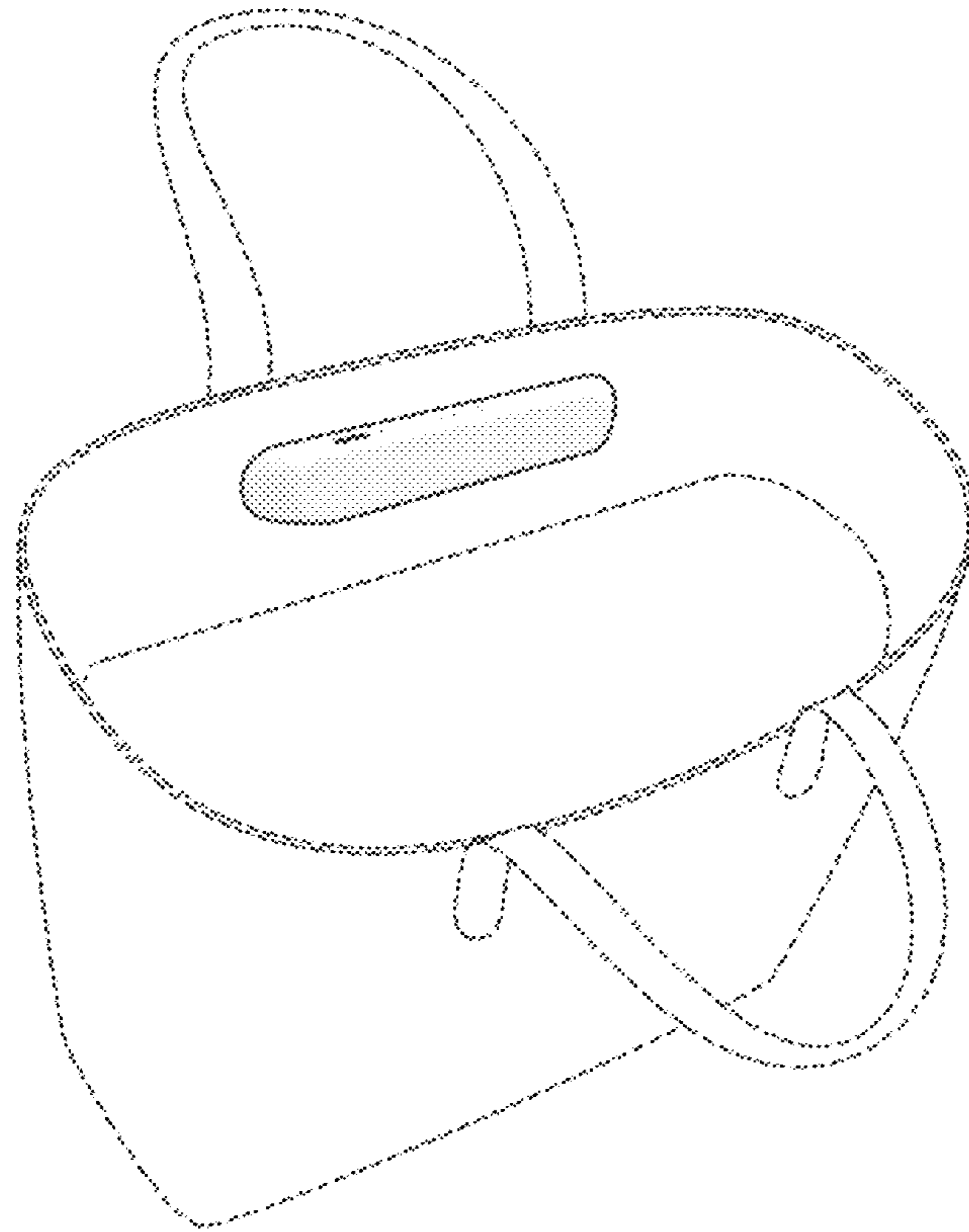


FIG. 1

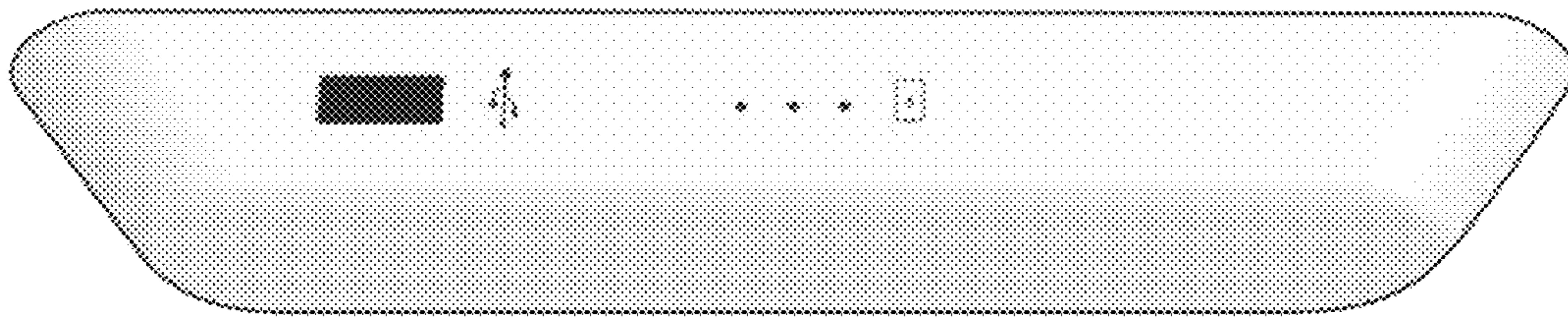


FIG. 2

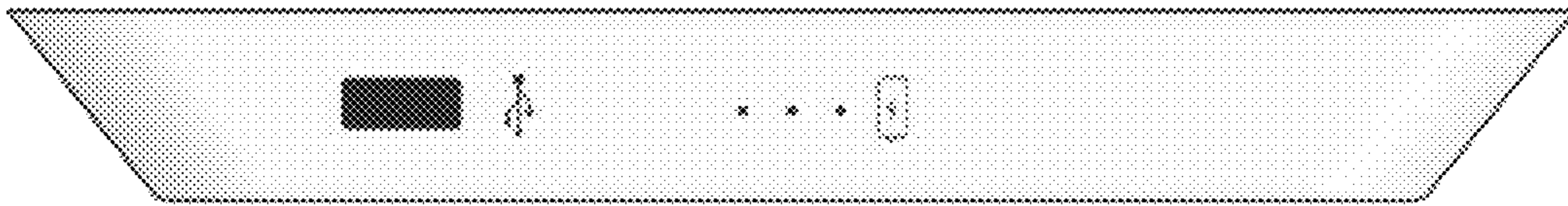


FIG. 3

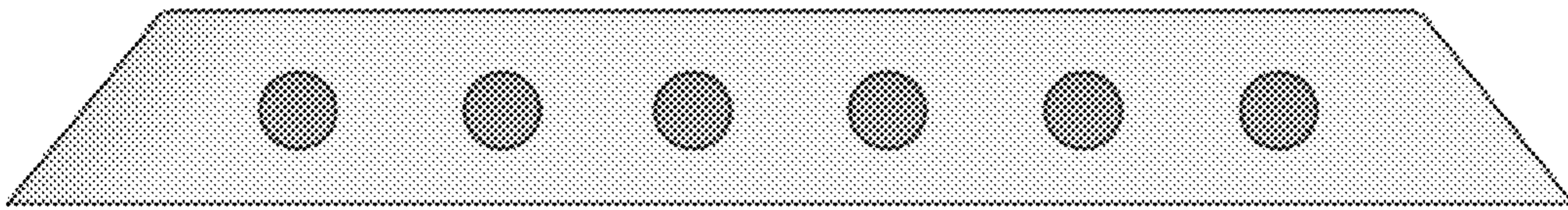


FIG. 4




FIG. 5




FIG. 6