



US00D920661S

(12) **United States Design Patent**
Jusic

(10) **Patent No.:** **US D920,661 S**
(45) **Date of Patent:** **** Jun. 1, 2021**

- (54) **BACKPACK**
- (71) Applicant: **Skunk, Inc.**, Carson, CA (US)
- (72) Inventor: **Alis Jusic**, Carson, CA (US)
- (73) Assignee: **CaseConcept, LLC**, Carson, CA (US)
- (**) Term: **15 Years**
- (21) Appl. No.: **29/720,647**
- (22) Filed: **Jan. 15, 2020**

Related U.S. Application Data

- (63) Continuation of application No. 16/732,490, filed on Jan. 2, 2020.
- (51) **LOC (13) Cl.** **03-01**
- (52) **U.S. Cl.**
USPC **D3/216**
- (58) **Field of Classification Search**
USPC D3/201, 216, 217, 225, 221, 242, 243,
D3/318, 319, 321, 323, 326
CPC A45C 13/08; A45C 13/103; A45C 13/001;
A45C 3/08; A45F 3/04; A45F 2003/001;
A45F 2003/003; A45F 3/042; A45F 4/02
See application file for complete search history.

(56) **References Cited**

U.S. PATENT DOCUMENTS

- 5,975,393 A * 11/1999 Bellamy A01K 97/08
206/315.11
- D506,864 S * 7/2005 Fonfeder D3/216
- D587,007 S * 2/2009 Phillips, III D3/216
- 7,617,956 B1 * 11/2009 Sabbah A45C 5/143
190/18 A
- D607,640 S * 1/2010 Emile D3/261
- D685,988 S * 7/2013 Shepherd D3/216
- D699,941 S * 2/2014 Robert D3/216
- D708,845 S * 7/2014 Taylor D3/216

- 9,004,760 B2 * 4/2015 Tzortzis A45C 5/00
383/23
- D730,058 S * 5/2015 Hazlewood D3/318
- D739,653 S * 9/2015 Majeau D3/217
- D745,267 S * 12/2015 Ford D3/217
- 9,302,162 B1 * 4/2016 Foxman A63B 55/40
- D773,191 S * 12/2016 Yeung D3/318
- D774,750 S * 12/2016 Stark D3/216
- D780,454 S * 3/2017 Zwetzig D3/318
- D781,049 S * 3/2017 Kemp D3/216
- D783,271 S * 4/2017 Cohen D3/216
- D787,814 S * 5/2017 Kim D3/217
- D794,323 S * 8/2017 Dumas D3/217
- D816,984 S * 5/2018 Jusic D3/205
- D819,327 S * 6/2018 Jusic D3/217
- 9,986,813 B2 * 6/2018 Nakamura A45C 13/08
- D821,742 S * 7/2018 Jusic D3/217
- 10,117,502 B2 * 11/2018 Ward A45F 3/02
- 10,441,045 B2 * 10/2019 Demke A45F 3/04
- D878,036 S * 3/2020 Watson D3/216
- D893,192 S * 8/2020 Feifei D3/318

(Continued)

Primary Examiner — Steven J Czyz

(74) *Attorney, Agent, or Firm* — Traverse Legal, PLC

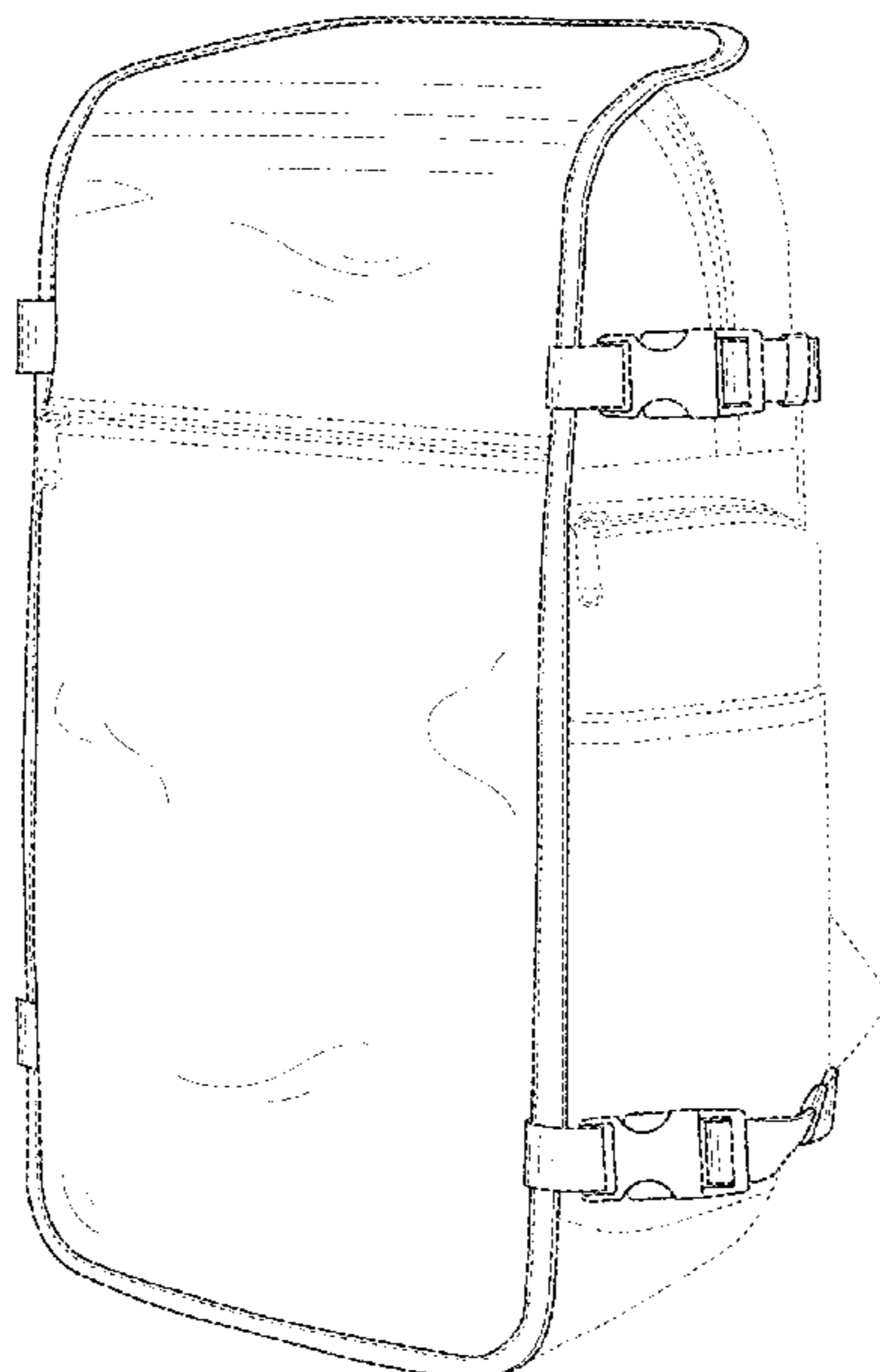
(57) **CLAIM**

I claim the ornamental design for a backpack, as shown and described.

DESCRIPTION

FIG. 1 is a perspective view of a backpack;
 FIG. 2 is a perspective, partially exploded view thereof;
 FIG. 3 is a top plan view thereof;
 FIG. 4 is a bottom plan view thereof;
 FIG. 5 is a front side elevation view thereof;
 FIG. 6 is a rear side elevation view thereof;
 FIG. 7 is a right side elevation view thereof; and,
 FIG. 8 is a left side elevational view thereof.
 The broken lines depict portions of the article that form no part of the claimed design.

1 Claim, 7 Drawing Sheets



(56)

References Cited

U.S. PATENT DOCUMENTS

D904,011 S * 12/2020 Sullivan D3/217
10,874,197 B2 * 12/2020 Panza, III A45F 3/04
D906,664 S * 1/2021 Kuipers D3/216
D909,049 S * 2/2021 Watson D3/216
D910,243 S * 2/2021 Watson D30/109
2007/0137959 A1 * 6/2007 Zauderer A45C 3/08
190/110
2009/0206118 A1 * 8/2009 Sabbah A45C 13/36
224/652
2012/0097495 A1 * 4/2012 Moore A45C 13/08
190/18 A
2013/0032502 A1 * 2/2013 Anderson A45F 3/00
206/457
2018/0042325 A1 * 2/2018 Regan A45F 3/04
2019/0380474 A1 * 12/2019 Austin A45F 5/06
2020/0077771 A1 * 3/2020 Jones A45C 5/02
2020/0170362 A1 * 6/2020 Xie A45C 13/1069

* cited by examiner

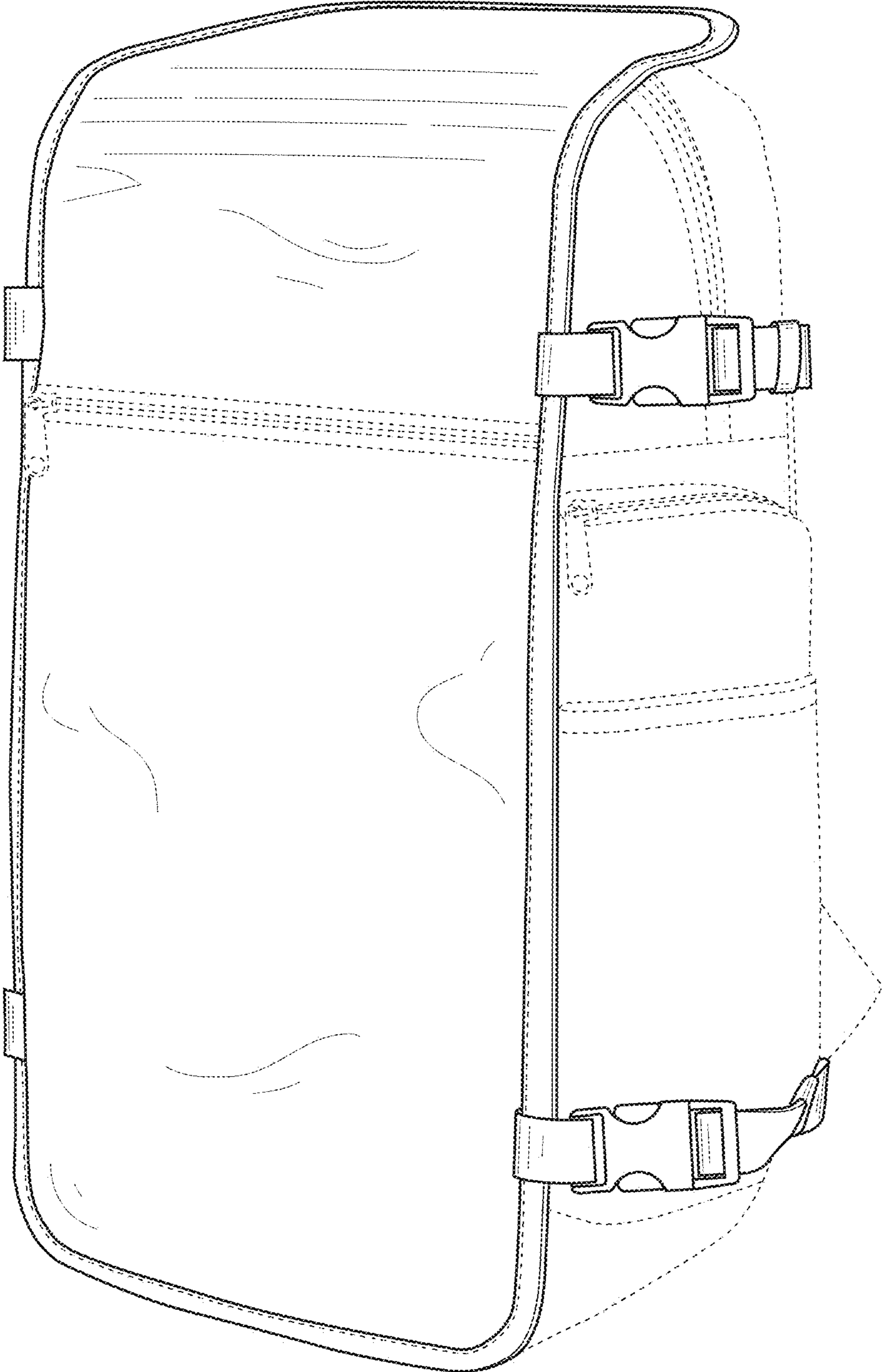


FIG. 1



FIG. 2

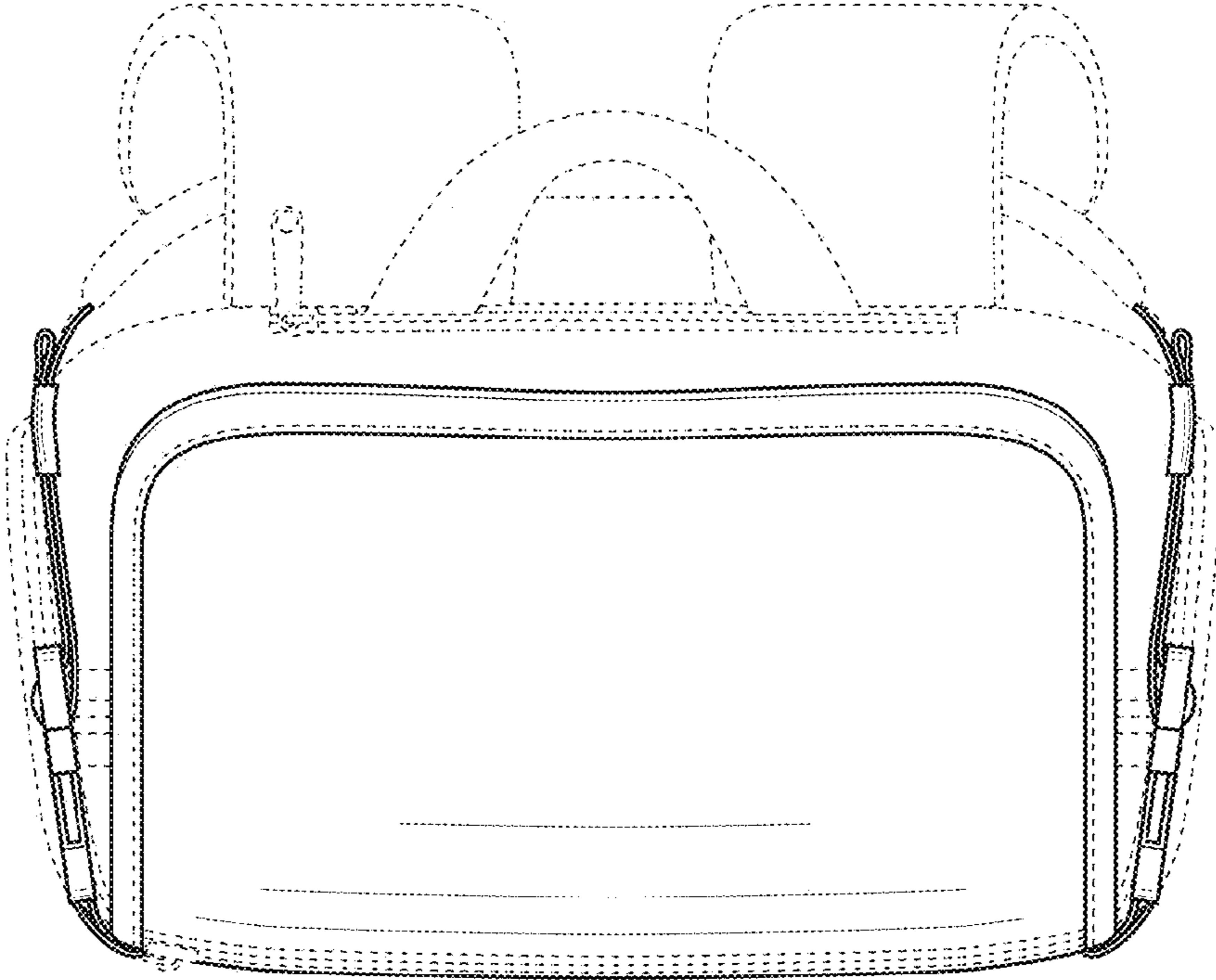


FIG. 3

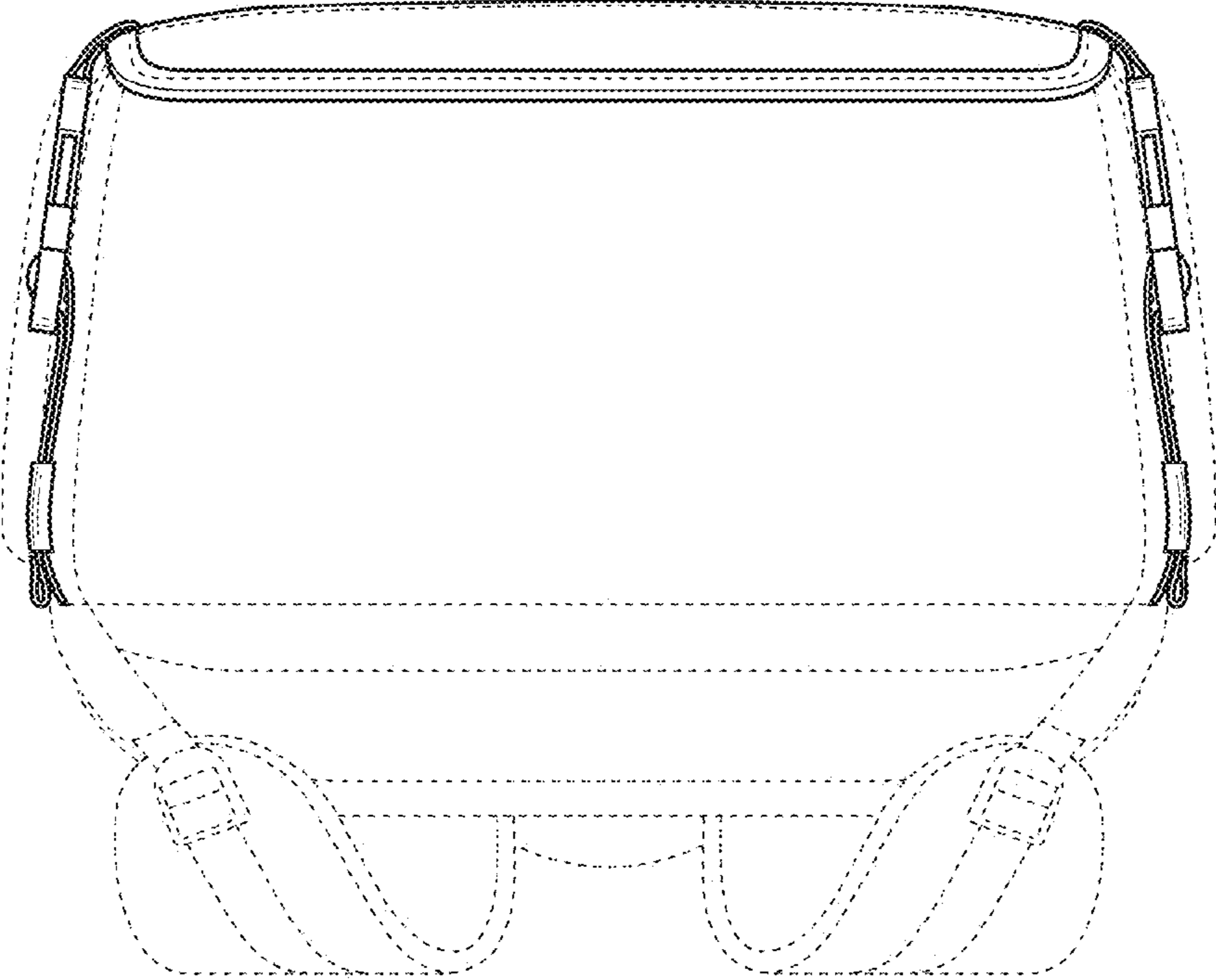


FIG. 4

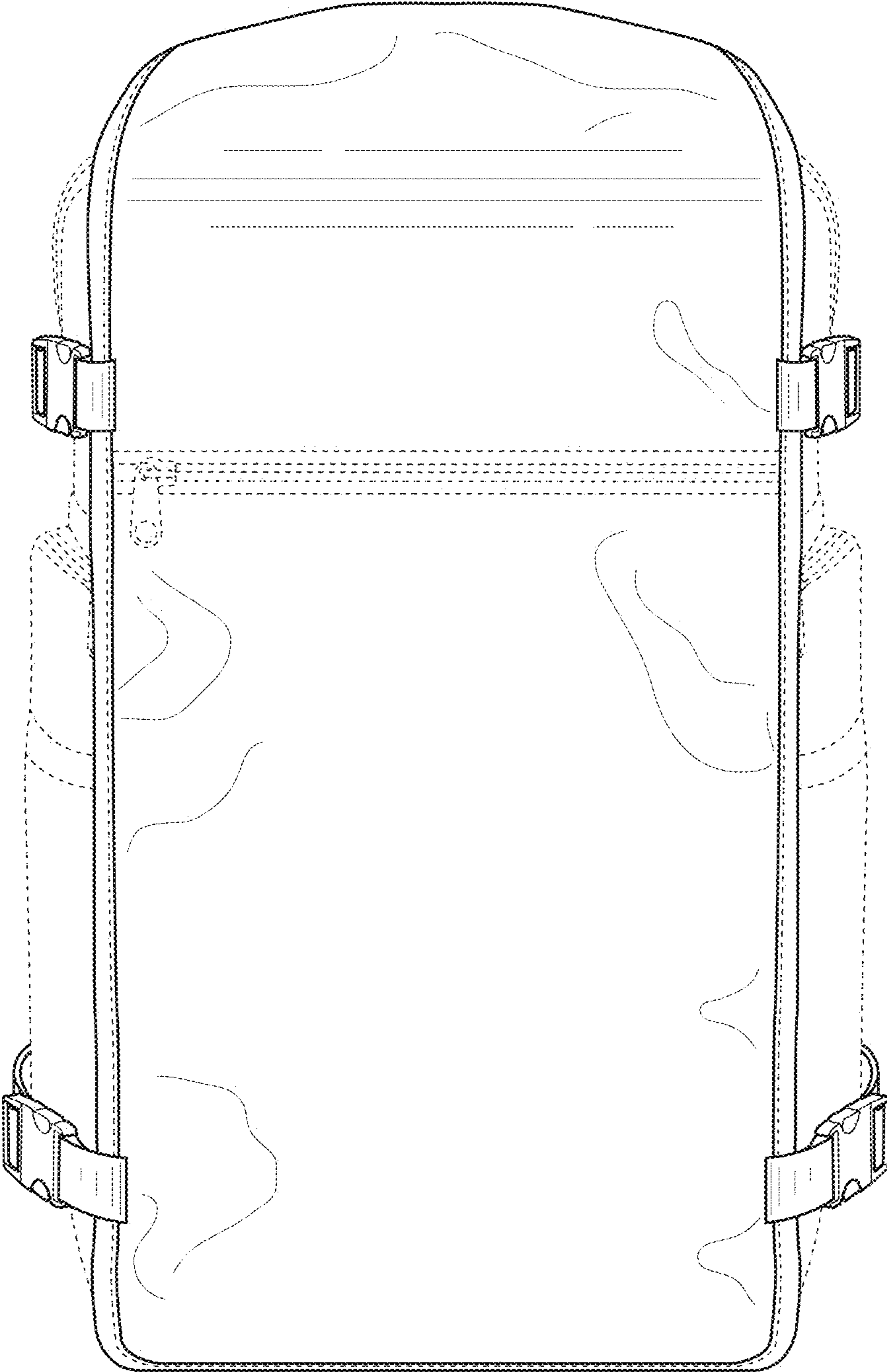


FIG. 5

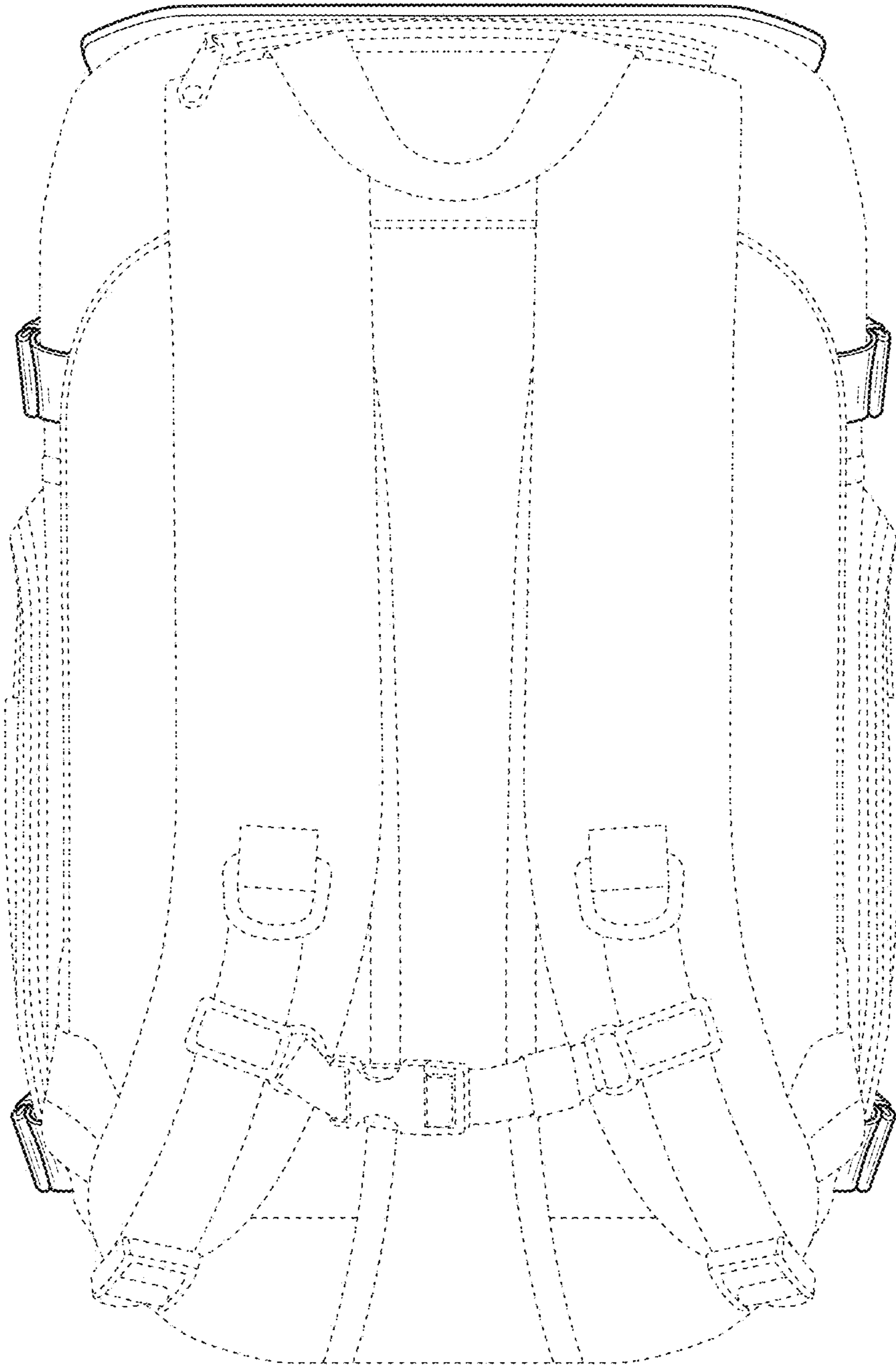


FIG. 6

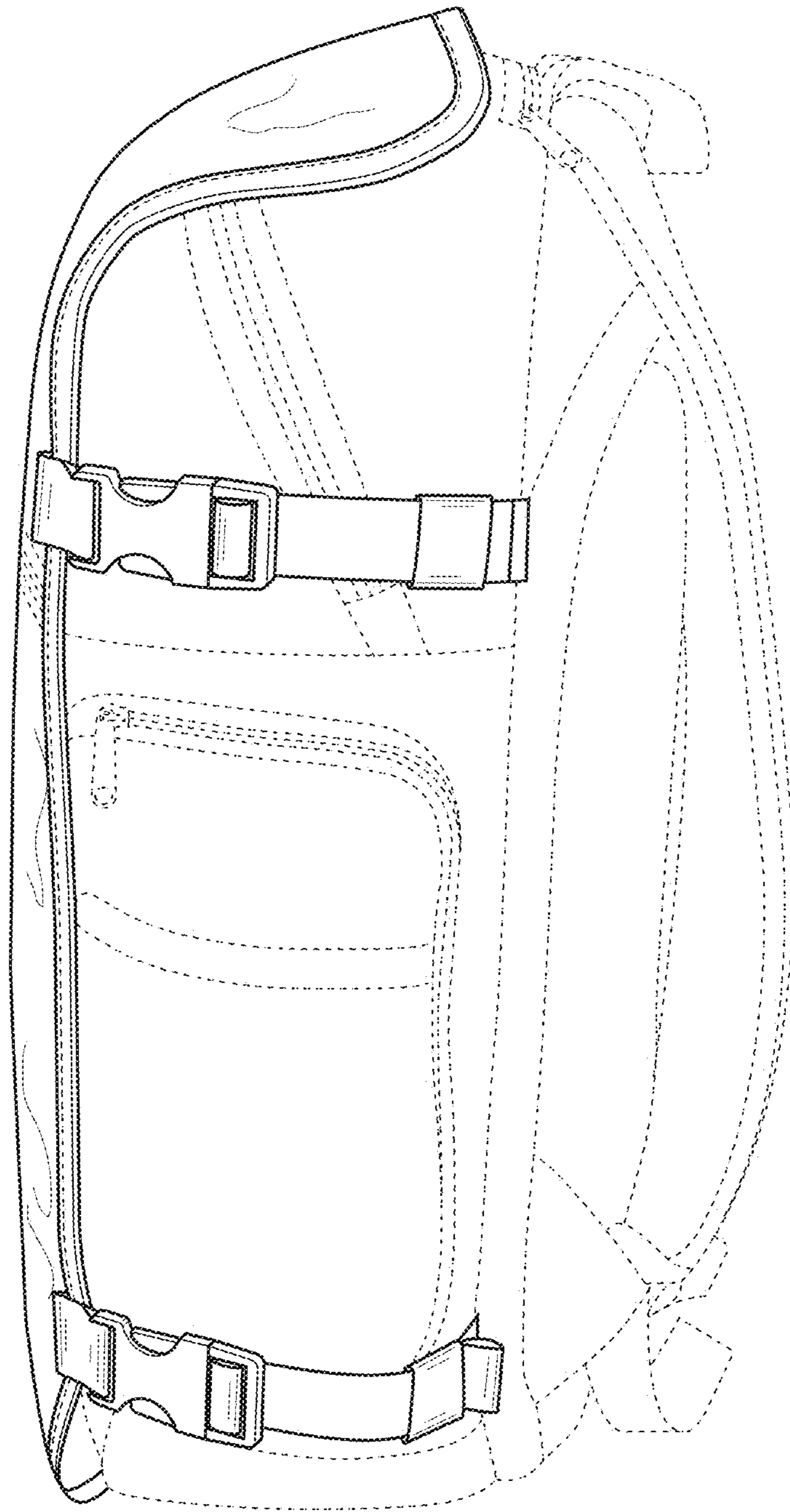


FIG. 7

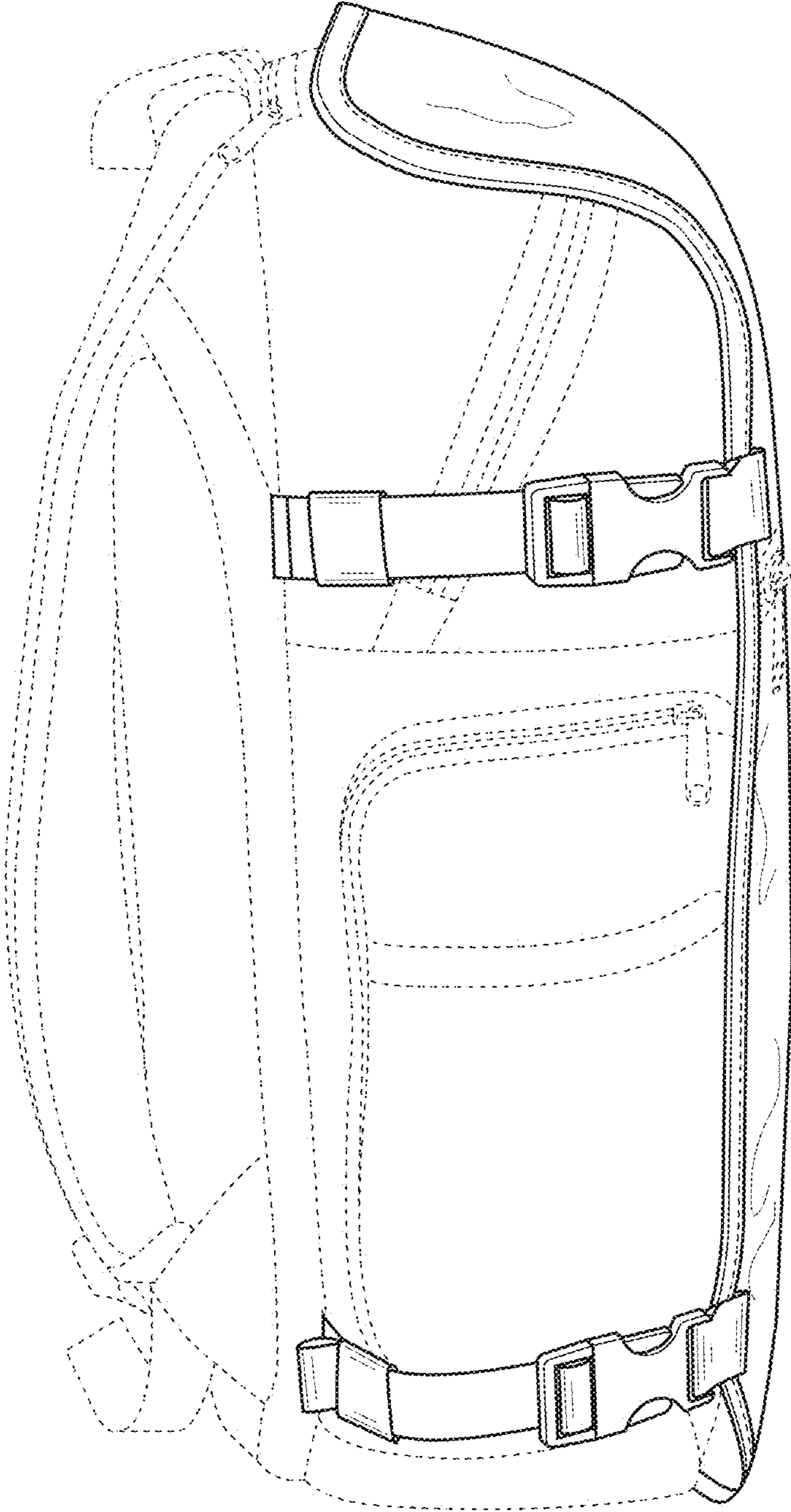


FIG. 8