



US00D920621S

(12) **United States Design Patent** (10) **Patent No.:** **US D920,621 S**
Clavé (45) **Date of Patent:** **** May 25, 2021**

(54) **FUNERARY URN**

(74) *Attorney, Agent, or Firm* — Hani Z. Sayed; Rutan & Tucker, LLP

(71) Applicant: **Jean-Pierre Clavé**, Biarritz (FR)

(72) Inventor: **Jean-Pierre Clavé**, Biarritz (FR)

(57) **CLAIM**

(**) Term: **15 Years**

I claim the ornamental design for a funerary urn, as shown and described.

(21) Appl. No.: **29/647,404**

(22) Filed: **May 11, 2018**

DESCRIPTION

Related U.S. Application Data

(63) Continuation-in-part of application No. 29/639,301, filed on Mar. 5, 2018, now abandoned.

FIG. 1 is a front exploded perspective view of a funerary urn showing the new design, showing the upper panel, ash receptacle, second panel, and base;

FIG. 2 is a front exploded view thereof;

FIG. 3 is a front view of the funerary urn;

FIG. 4 is a top view of the first panel of the funerary urn shown separately to show aspects of the design that are not visible when combined;

FIG. 5 is a top view of the ash receptacle and the first panel of the funerary urn shown separately to show aspects of the design that are not visible when combined;

FIG. 6 is a top view of the ash receptacle of the funerary urn shown separately to show aspects of the design that are not visible when combined;

FIG. 7 is a bottom view of the ash receptacle of the funerary urn shown separately to show aspects of the design that are not visible when combined;

FIG. 8 is a top view of the second panel and base of the funerary urn shown separately to show aspects of the design that are not visible when combined;

FIG. 9 is a top view of the second panel of the funerary urn shown separately to show aspects of the design that are not visible when combined;

FIG. 10 is a top view of the second panel of the funerary urn shown separately to show aspects of the design that are not visible when combined;

FIG. 11 is a bottom view of the first panel of the funerary urn shown separately to show aspects of the design that are not visible when combined; and,

FIG. 12 is a bottom view of the ash receptacle and the second panel of the funerary urn shown separately to show aspects of the design that are not visible when combined.

(Continued)

(30) **Foreign Application Priority Data**

Nov. 16, 2017 (EM) 004504405

(51) **LOC (13) Cl.** **03-01**

(52) **U.S. Cl.**
USPC **D99/5**

(58) **Field of Classification Search**
USPC D99/3, 5, 20, 21, 28, 34, 35; D3/17, 24,
D3/234; D9/609, 694, 738, 432;
D11/51, 75, 82

(Continued)

(56) **References Cited**

U.S. PATENT DOCUMENTS

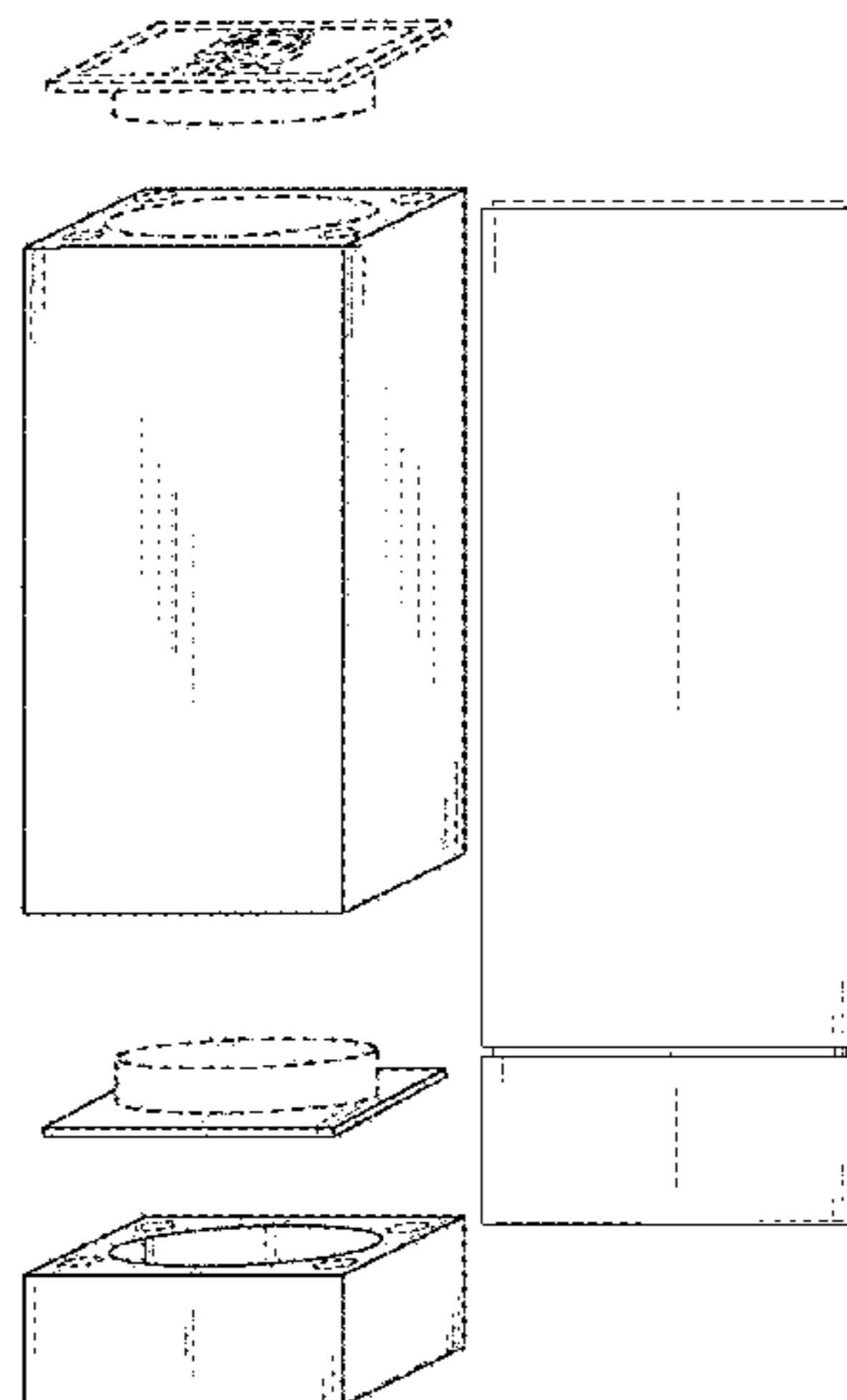
D154,978 S * 8/1949 Baud D9/432
D201,054 S * 5/1965 Roach D9/432

(Continued)

OTHER PUBLICATIONS

U.S. Appl. No. 29/639,301, office action dated Feb. 15, 2019.
U.S. Appl. No. 29/639,301, filed Mar. 5, 2018, Clave.

Primary Examiner — Dana K Weiland
Assistant Examiner — Messina L Smith



The broken lines in the drawings depict portions of the funerary urn that form no part of the claimed design.

1 Claim, 8 Drawing Sheets

(58) Field of Classification Search

CPC A61G 17/00; A61G 17/08; A61G 17/007;
A61G 17/0073; A61G 17/0106; E04H
13/008; E04H 13/00

See application file for complete search history.

(56) References Cited

U.S. PATENT DOCUMENTS

3,861,577 A * 1/1975 Druyts B65D 5/72
229/117.31
D245,580 S * 8/1977 Larsson D9/432
D258,494 S * 3/1981 Romagnoli D7/312
D274,396 S * 6/1984 Kikuchi D7/605
D408,611 S * 4/1999 Vuocolo D99/17

5,937,866 A * 8/1999 Magharehi A45D 19/02
132/114
D508,375 S * 8/2005 Hoour D7/598
D511,688 S * 11/2005 Baron D9/560
D531,043 S * 10/2006 Houtart D9/560
D540,505 S * 4/2007 Perreault D99/5
D579,336 S * 10/2008 Gurciniene D9/529
D715,653 S * 10/2014 Lavigne D9/529
D718,515 S * 11/2014 Jaxheimer D99/5
D718,631 S * 12/2014 Pascalie D9/418
D741,593 S * 10/2015 Brown D3/202
D809,916 S * 2/2018 Thompson D9/432
D820,673 S * 6/2018 Augustyniak D9/423
D821,821 S * 7/2018 Zoske D7/579
D824,223 S * 7/2018 Zoske D7/679
D830,789 S * 10/2018 Brooks D7/624.2
2007/0289212 A1 * 12/2007 Shein A47G 7/063
47/65.8
2010/0012606 A1 * 1/2010 Bourgo A61G 17/08
211/85.27
2010/0043187 A1 * 2/2010 Steuer A61G 17/08
27/1
2011/0215136 A1 * 9/2011 Ouillette B65D 5/5033
229/117.3

* cited by examiner

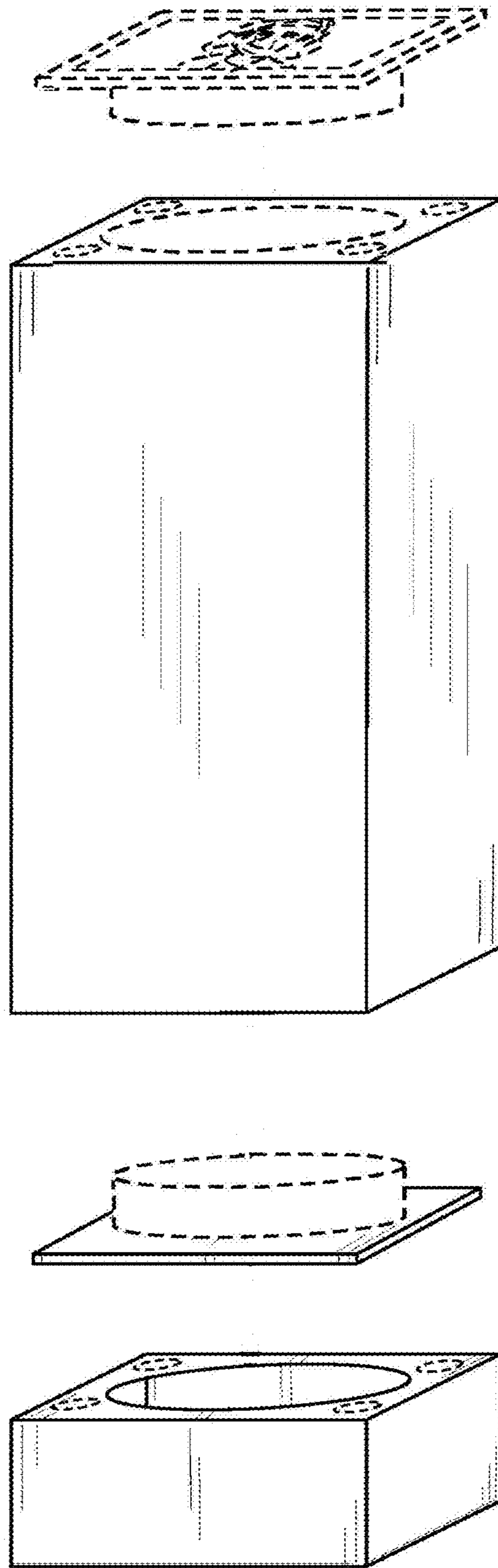


FIG. 1




FIG. 2




FIG. 3




FIG. 4




FIG. 5

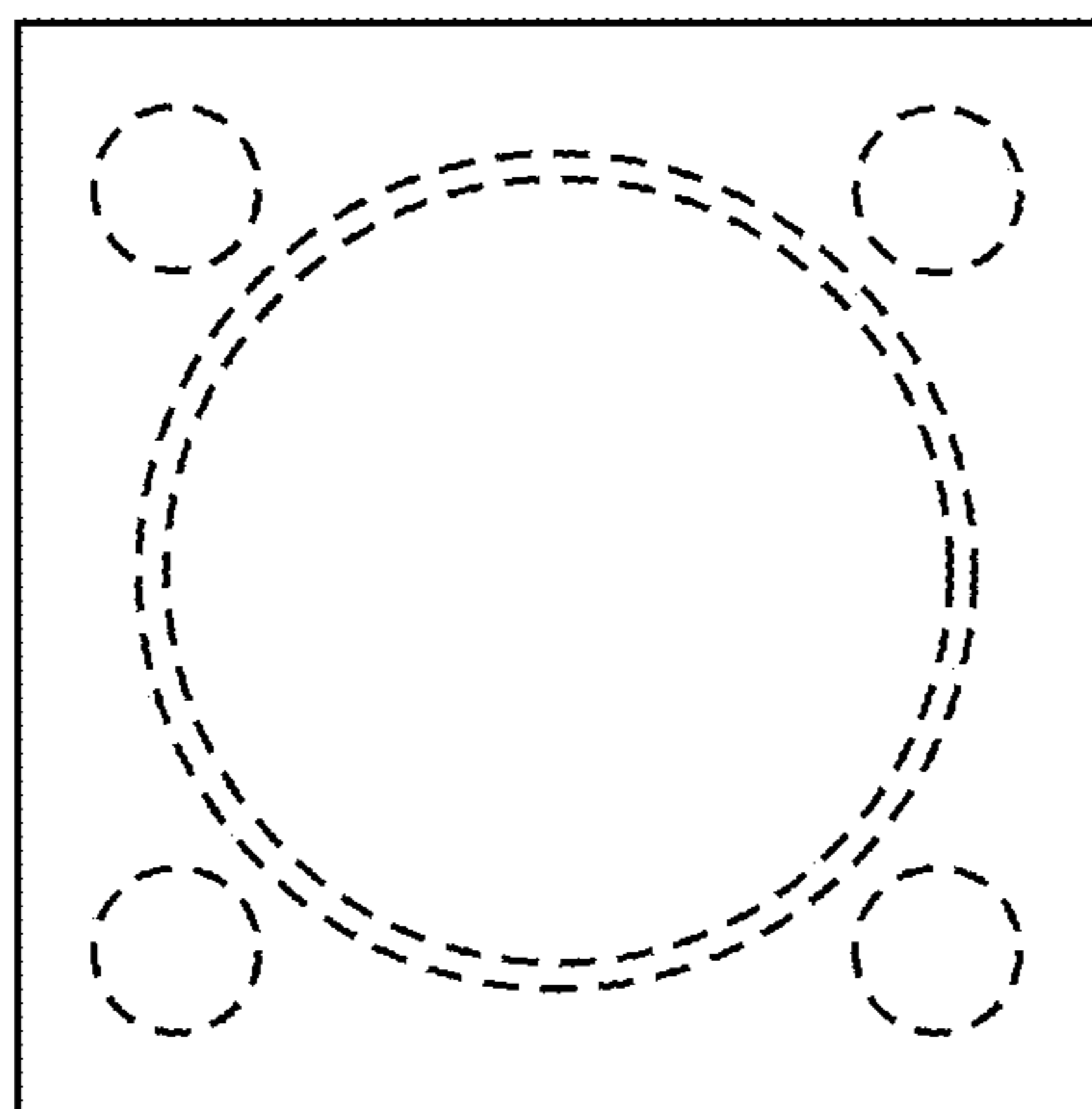


FIG. 6

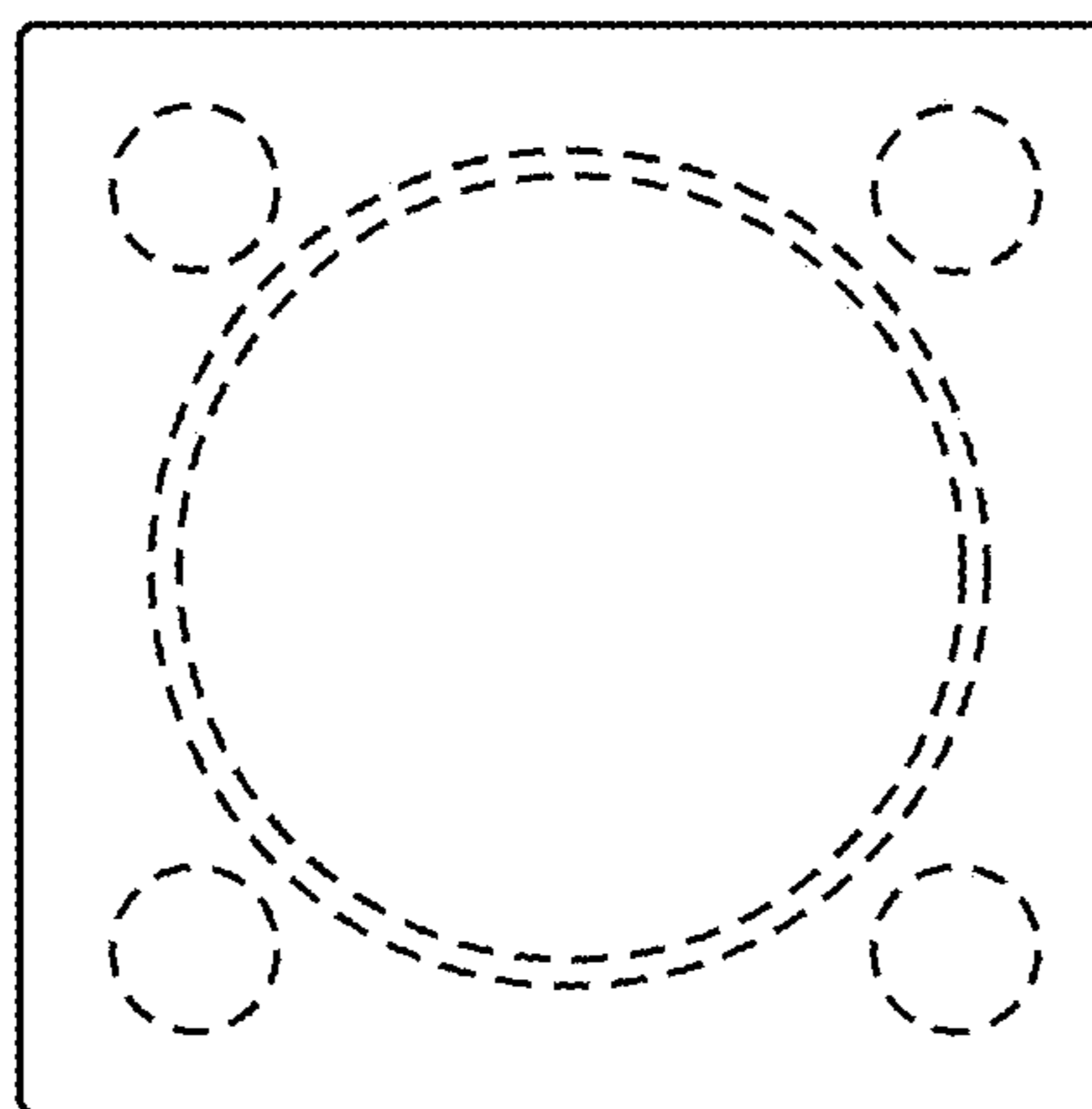


FIG. 7

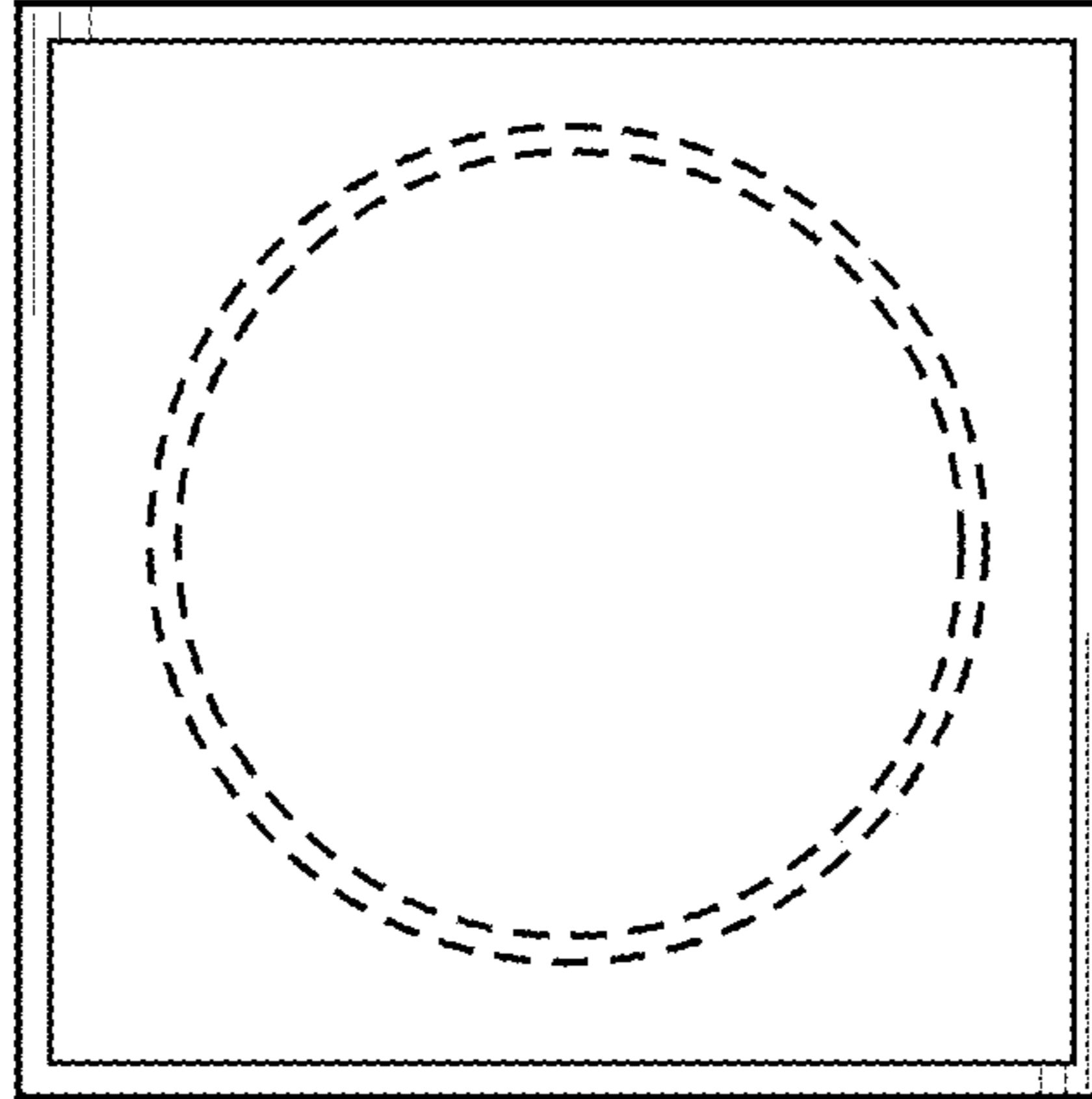


FIG. 8

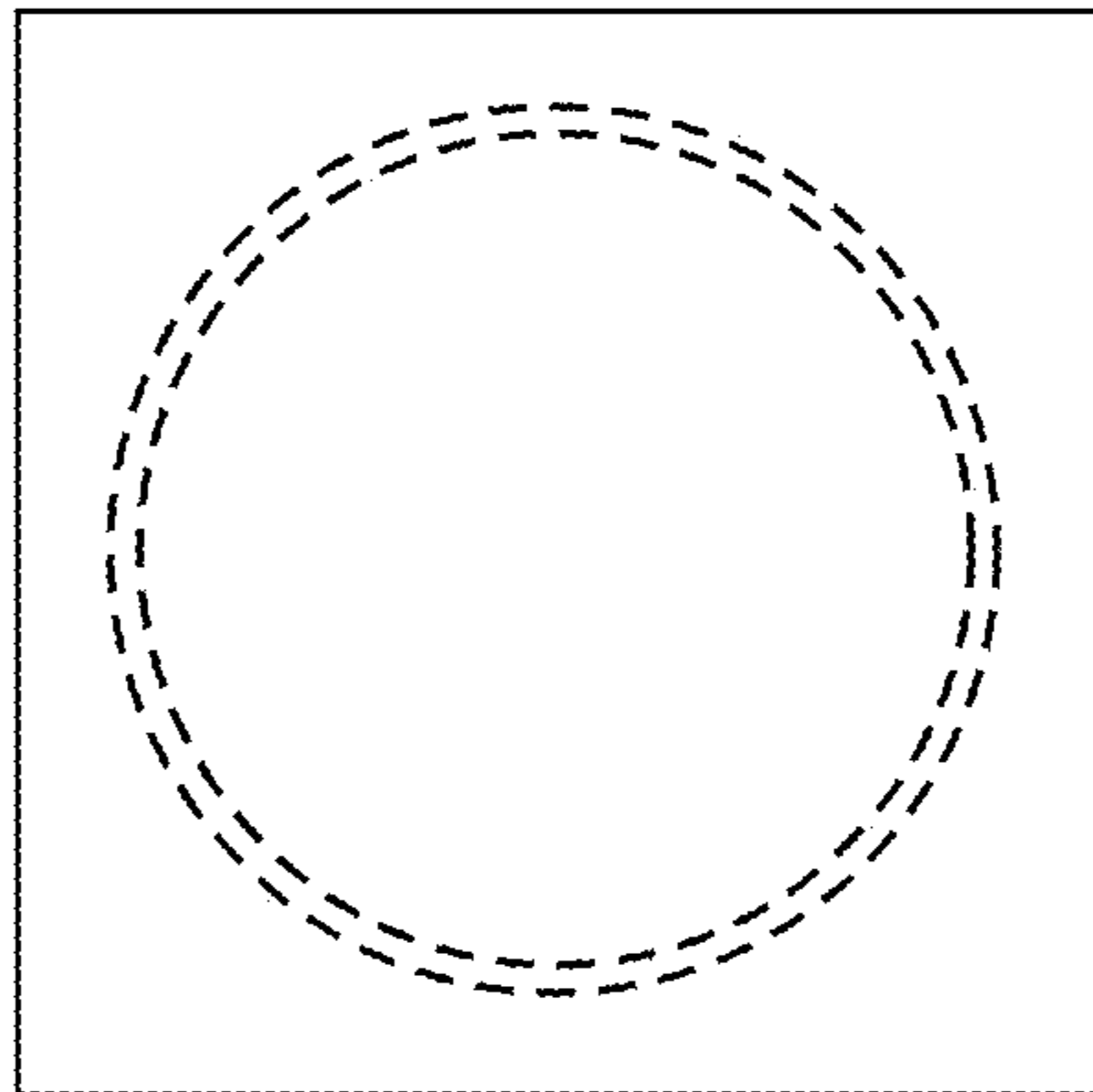


FIG. 9

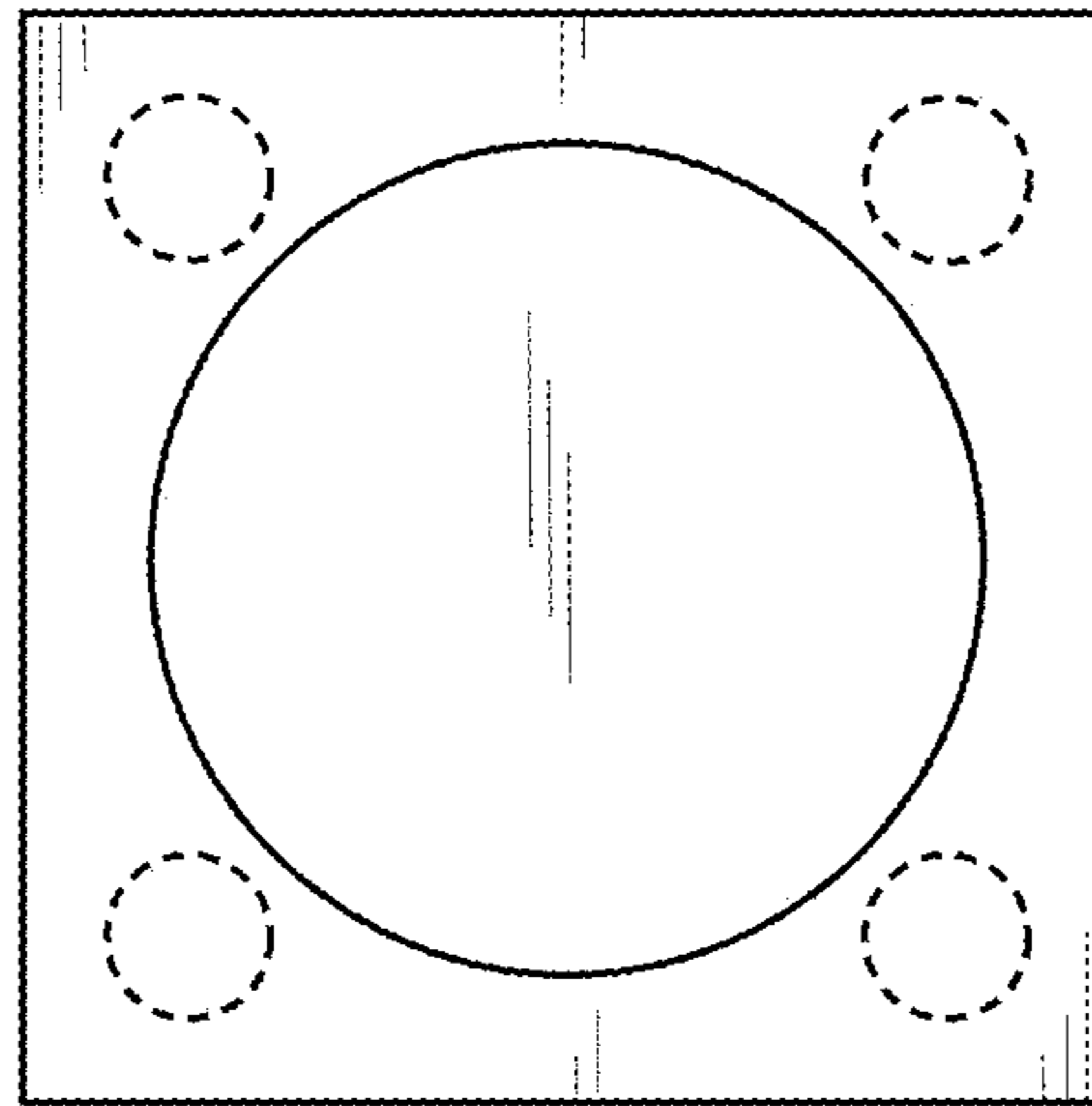


FIG. 10

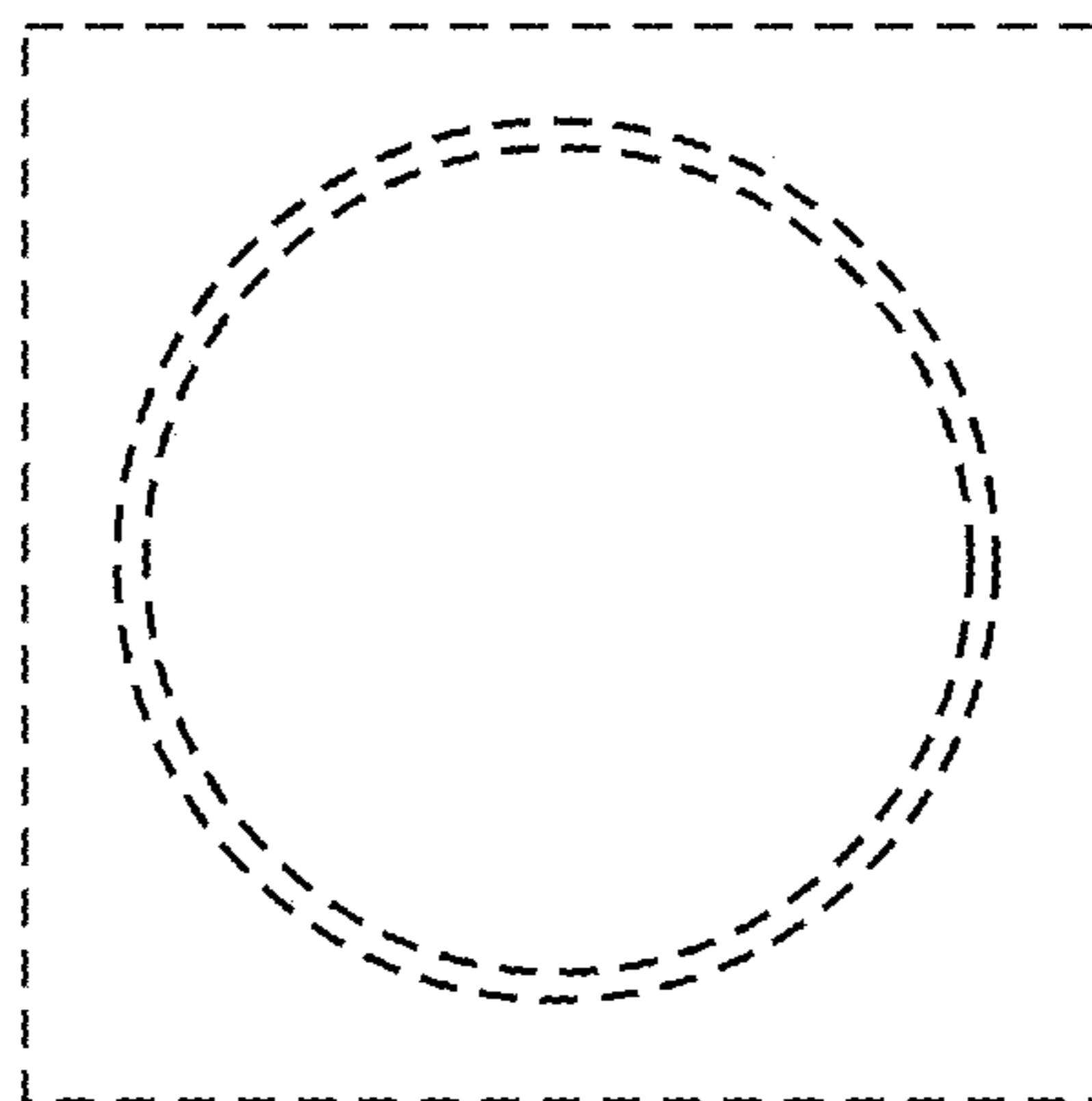


FIG. 11




FIG. 12