

US00D920590S

(12) **United States Design Patent** (10) **Patent No.:** **US D920,590 S**
Jakubowski et al. (45) **Date of Patent:** **** May 25, 2021**

- (54) **PET PRIVY GUARD**
- (71) Applicant: **Vermont Juvenile Furniture Mfg., Inc.**, West Rutland, VT (US)
- (72) Inventors: **Kristen Jakubowski**, Rutland, VT (US); **Chris Jakubowski**, Rutland, VT (US); **Todd Jakubowski**, Rutland, VT (US)
- (73) Assignee: **Vermont Juvenile Furniture Mfg., Inc.**, West Rutland, VT (US)
- (**) Term: **15 Years**
- (21) Appl. No.: **29/639,720**
- (22) Filed: **Mar. 8, 2018**
- (51) **LOC (13) Cl.** **30-02**
- (52) **U.S. Cl.**
USPC **D30/119**
- (58) **Field of Classification Search**
USPC D21/520; D6/601, 349, 595-597, 604, D6/382; D8/333, 343, 354, 366, 373, D8/382, 383; D25/48.1, 48.3, 152, 153, D25/154, 155, 156; D30/108-120, D30/158-161
CPC A01K 1/00; A01K 1/0272; A01K 1/0353; A01K 1/035; A01K 1/0017; A01K 1/0245; A01K 1/0035; A01K 1/0151; A47C 21/02
See application file for complete search history.

7,044,083 B2	5/2006	Farmer et al.	
7,380,521 B2	6/2008	Morton et al.	
D579,609 S *	10/2008	Hirokawa	D30/114
7,665,421 B2	2/2010	Martz	
D611,202 S	3/2010	Jakubowski et al.	
7,703,416 B2	4/2010	Farmer et al.	
7,753,003 B2	7/2010	Farmer et al.	
D622,009 S	8/2010	Jakubowski et al.	
7,789,044 B2	9/2010	McGrade	
7,802,540 B2	9/2010	Jakubowski et al.	
8,117,993 B2	2/2012	Farmer et al.	
8,127,719 B2	3/2012	Jakubowski et al.	
8,627,603 B2 *	1/2014	Flannery	E06B 9/04 49/55
8,746,179 B2	6/2014	Farmer et al.	
8,757,095 B2	6/2014	Farmer et al.	
8,985,058 B2	3/2015	Cantwell et al.	
9,521,826 B2	12/2016	Rybka et al.	

(Continued)

Primary Examiner — Sheryl Lane
Assistant Examiner — Aula Soroush
(74) *Attorney, Agent, or Firm* — Volpe Koenig

(57) **CLAIM**

The ornamental design for a pet privy guard, as shown and described.

DESCRIPTION

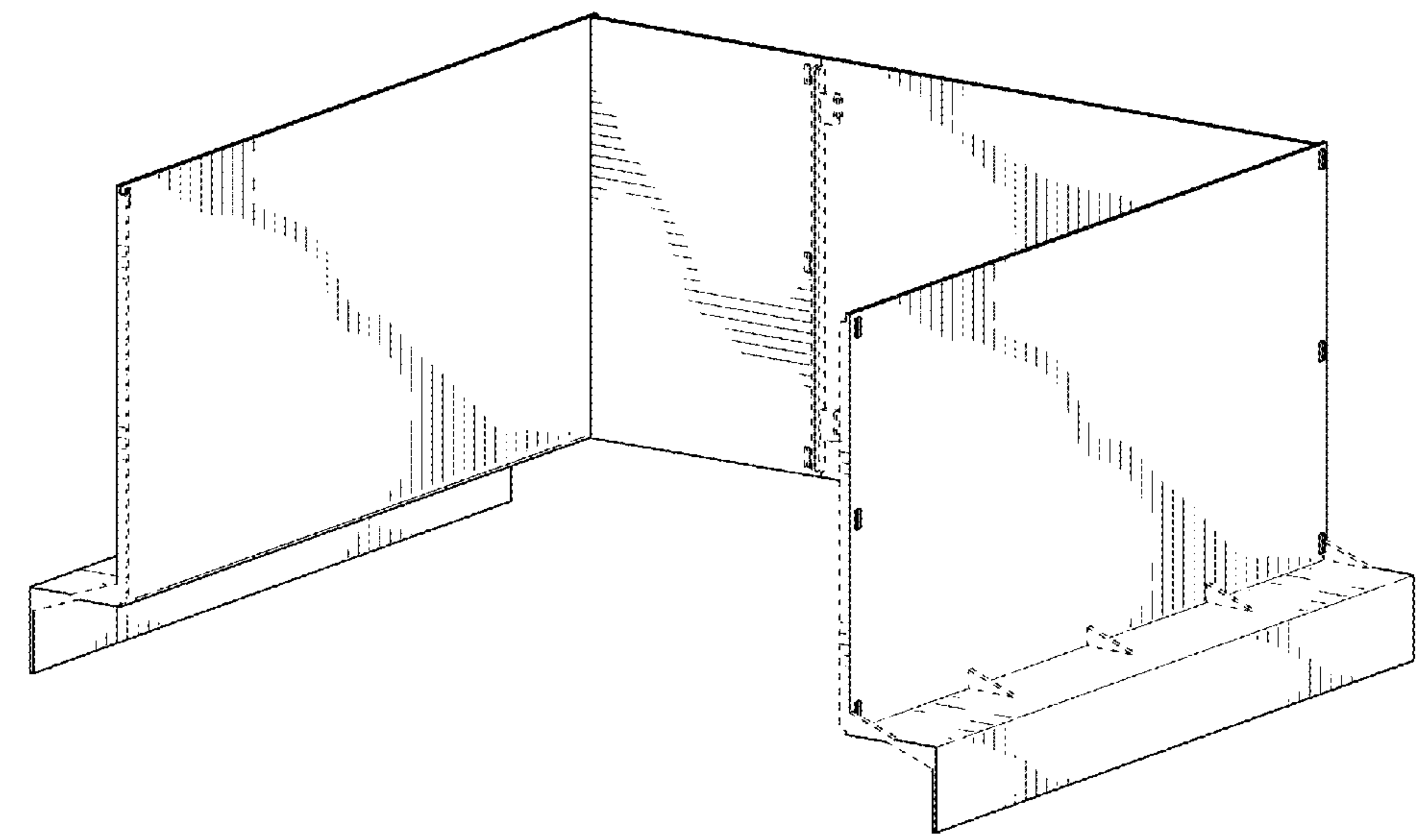
FIG. 1 is a top, front, right perspective view of a first embodiment of a pet privy guard in accordance with our design;
FIG. 2 is a left, bottom, rear perspective view thereof;
FIG. 3 is a front elevational view thereof;
FIG. 4 is a rear elevational view thereof;
FIG. 5 is a right side elevational view thereof;
FIG. 6 is a left side elevational view thereof;
FIG. 7 is a top plan view thereof; and,
FIG. 8 is a bottom plan view thereof.
The broken lines shown in the drawings depict portions of the pet privy guard that form no part of the claimed design.

1 Claim, 4 Drawing Sheets

(56) **References Cited**

U.S. PATENT DOCUMENTS

5,678,509 A	10/1997	Dillon
5,931,120 A	8/1999	Bums et al.
6,076,485 A	6/2000	Peeples et al.
6,155,206 A	12/2000	Godshaw
6,311,709 B1	11/2001	Louie et al.
6,978,736 B2	12/2005	Sanford et al.



(56)

References Cited

U.S. PATENT DOCUMENTS

D824,541	S *	7/2018	Villeneuve	D25/68
D861,196	S *	9/2019	Apanovich	D25/164
D896,400	S *	9/2020	Helms	D25/119
2006/0107901	A1 *	5/2006	Hirokawa	A01K 1/035 119/452
2006/0213452	A1	9/2006	King	
2009/0205578	A1	8/2009	Alves	
2010/0043720	A1	2/2010	Yelverton	
2010/0139573	A1	6/2010	Wilson et al.	
2012/0210947	A1	8/2012	DiPaolo	
2012/0304937	A1	12/2012	Matteson et al.	
2015/0305296	A1	10/2015	Lu	
2020/0045930	A1 *	2/2020	Ishisako	A01K 1/03

* cited by examiner

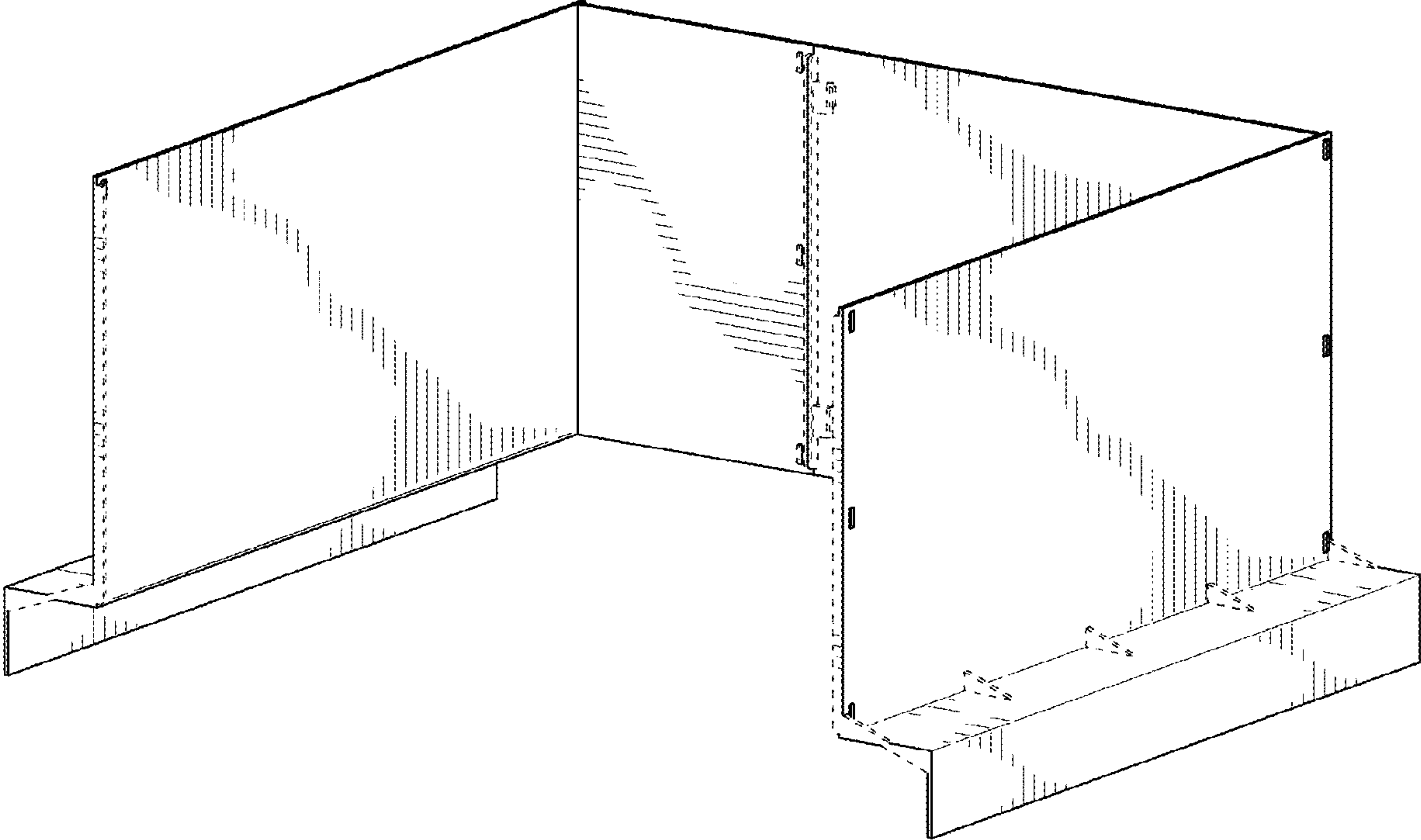


FIG. 1

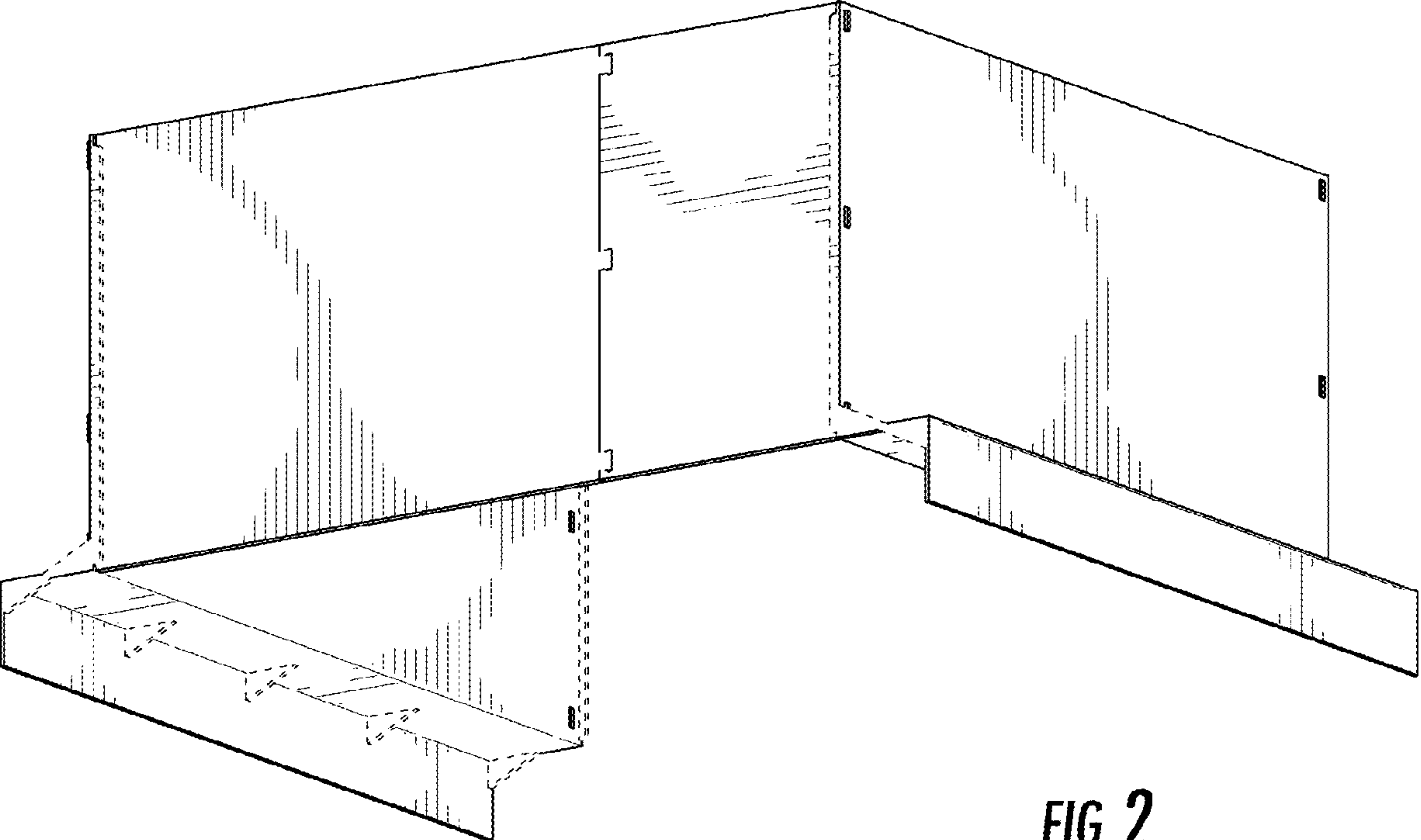


FIG. 2

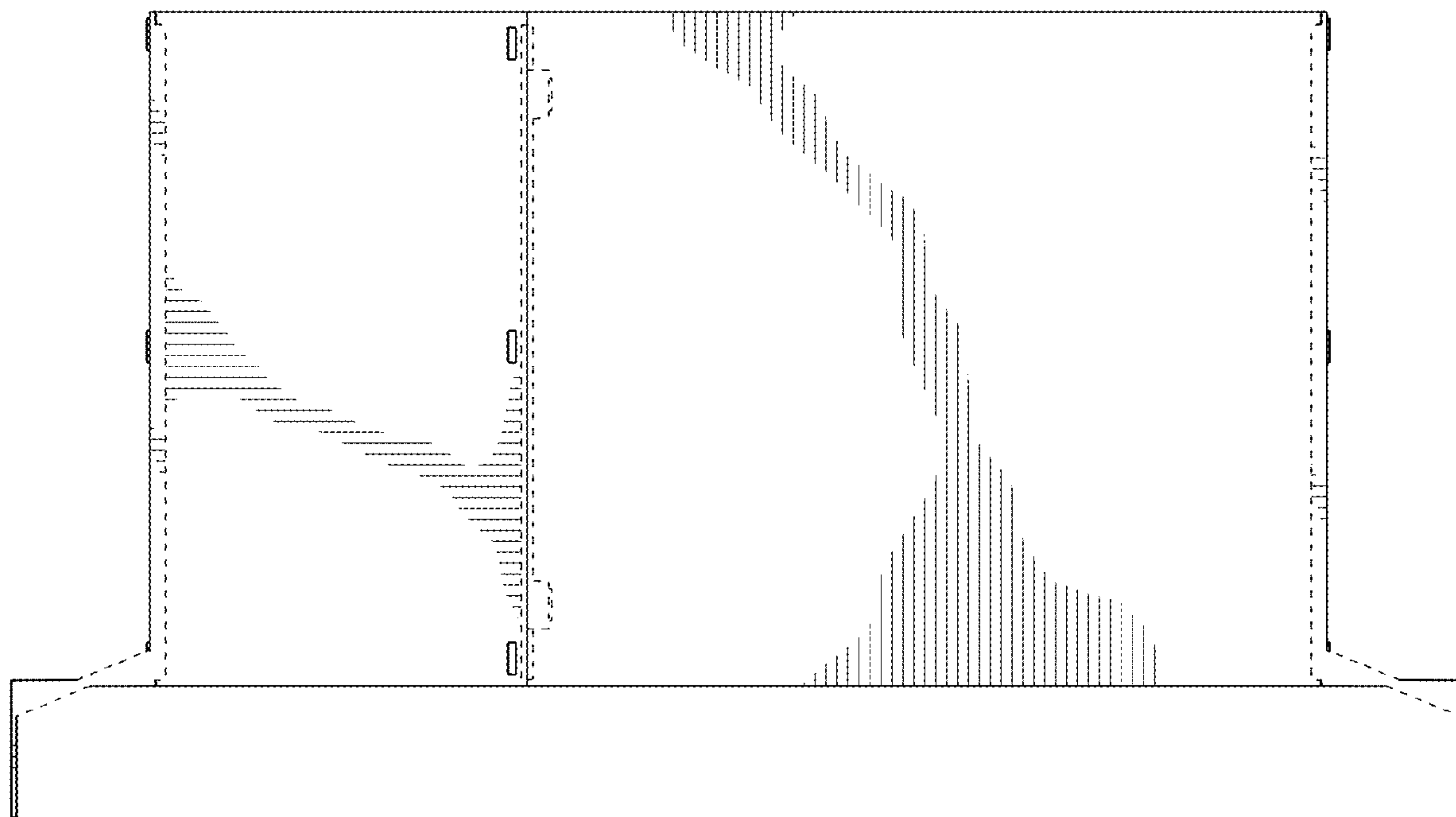


FIG. 3

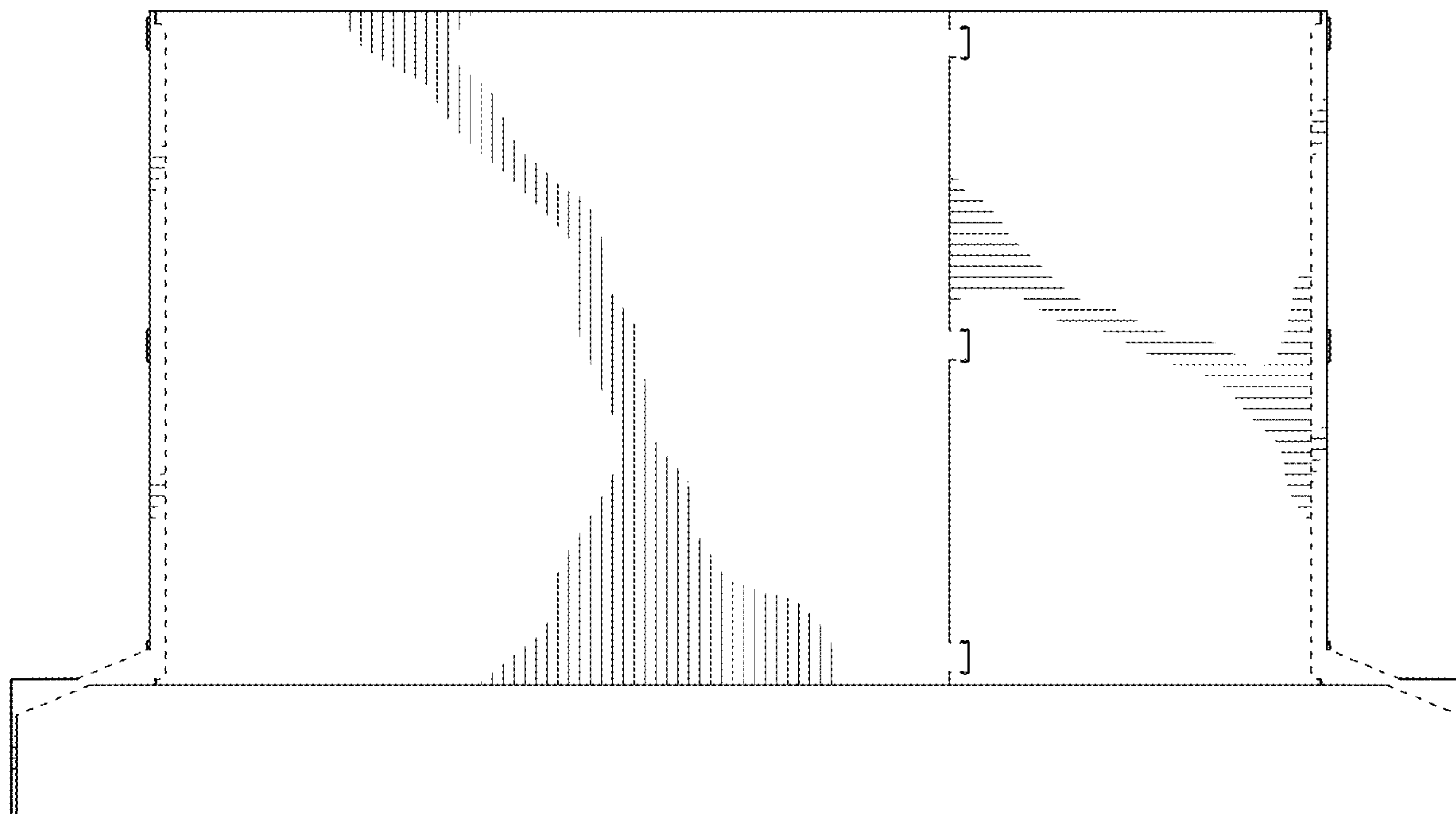


FIG. 4

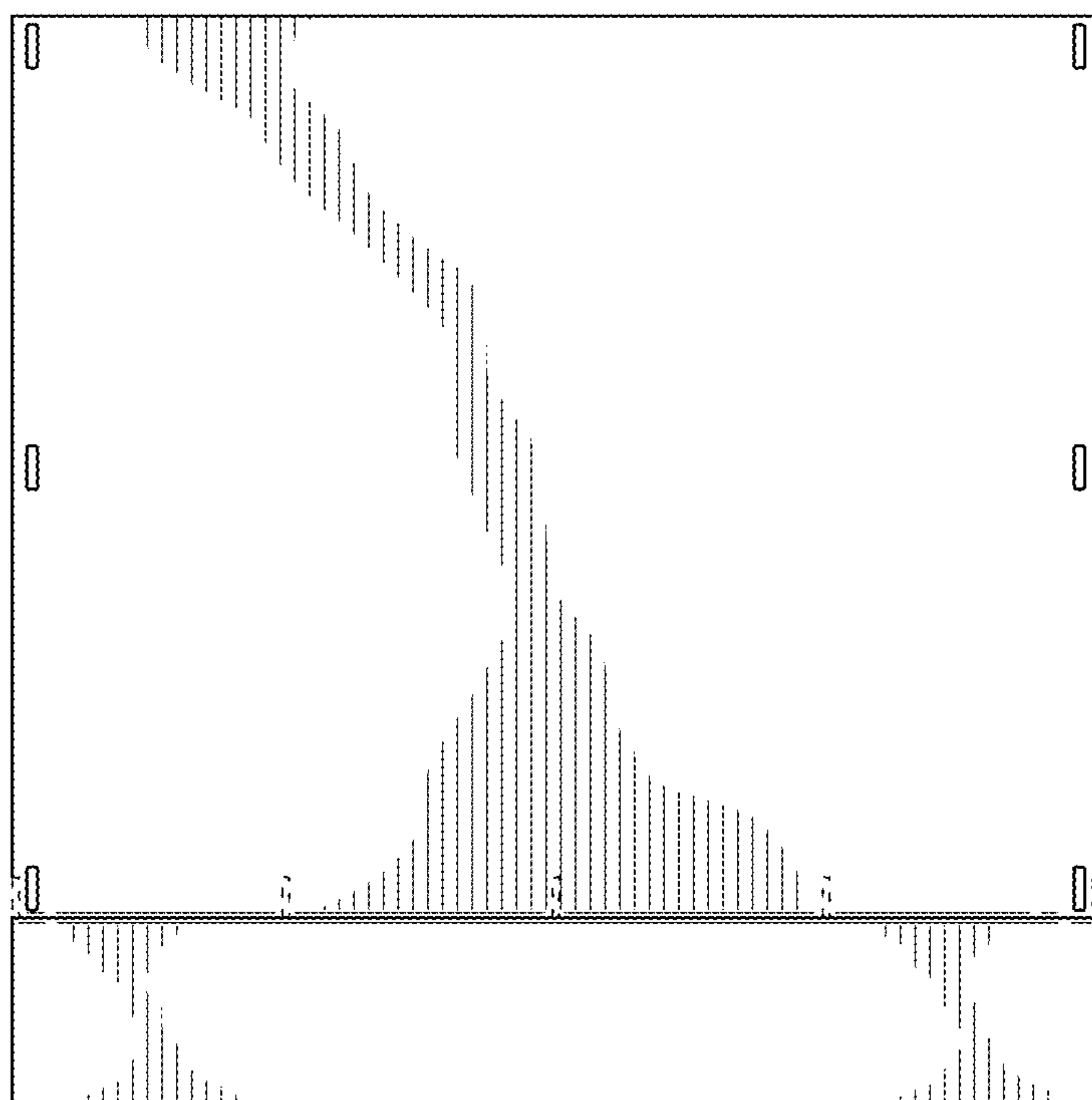


FIG. 5

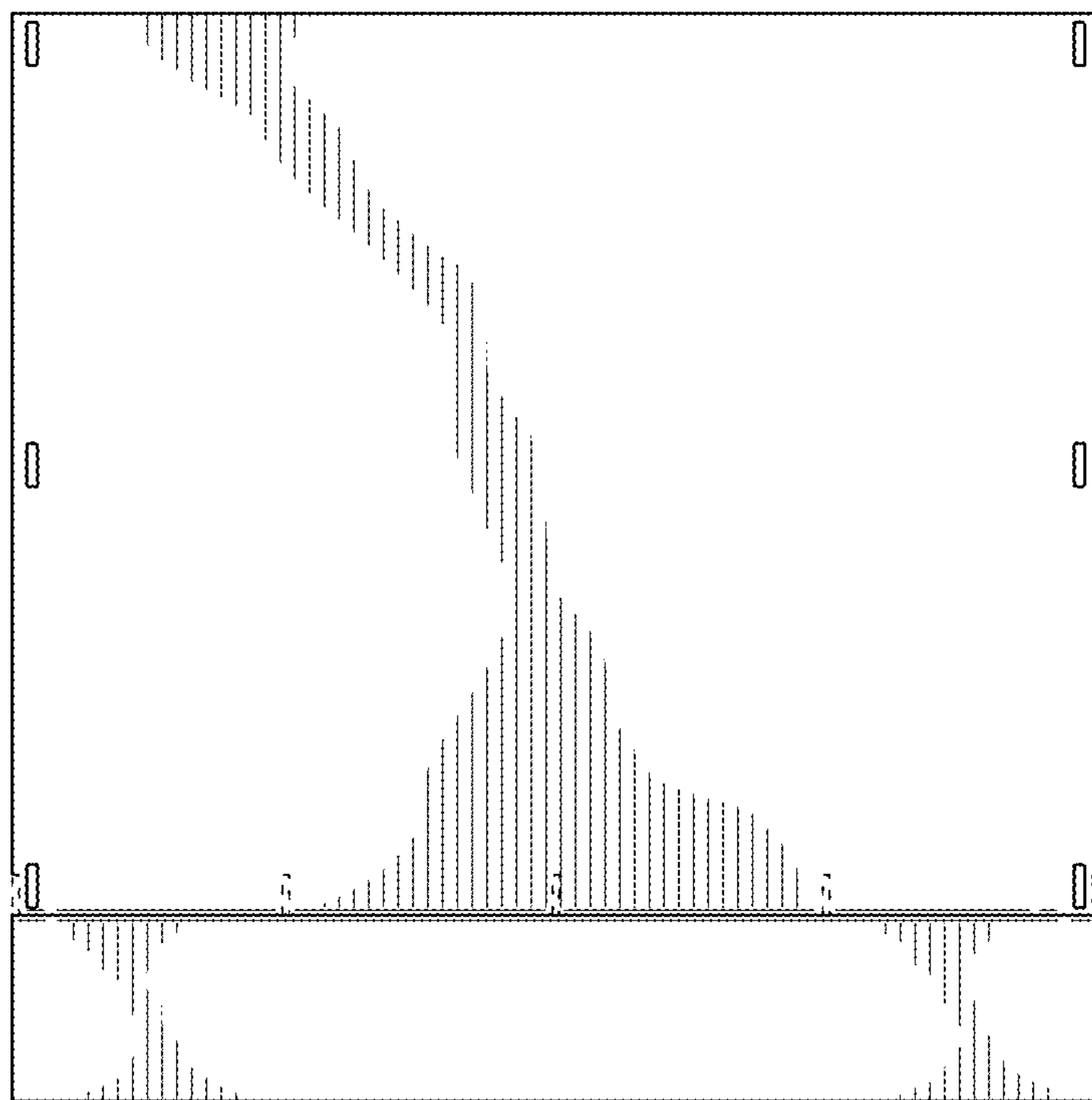


FIG. 6




FIG. 7




FIG. 8