



US00D920584S

(12) **United States Design Patent** (10) **Patent No.:** **US D920,584 S**
Weber (45) **Date of Patent:** **** May 25, 2021**

(54) **FACE SHIELD WITH INTEGRAL STRAP**
(71) Applicant: **William Christian Weber**, Napa, CA (US)
(72) Inventor: **William Christian Weber**, Napa, CA (US)
(**) Term: **15 Years**
(21) Appl. No.: **29/734,022**
(22) Filed: **May 8, 2020**
(51) **LOC (13) Cl.** **29-02**
(52) **U.S. Cl.**
USPC **D29/110**
(58) **Field of Classification Search**
USPC D29/105–110, 123; D24/110.1–110.2;
D2/866, 893; D28/10; D16/310–312
See application file for complete search history.

(56) **References Cited**
U.S. PATENT DOCUMENTS
2,342,982 A 2/1944 Stern et al.
4,852,186 A * 8/1989 Landis A41D 13/1184
2/9
4,867,178 A 9/1989 Smith

5,161,259 A * 11/1992 Shorts A42B 1/067
2/171
5,337,419 A 8/1994 Russell
D853,656 S 7/2019 Martin et al.
2011/0265236 A1 11/2011 Stoll
2015/0237931 A1 8/2015 Miller et al.

* cited by examiner
Primary Examiner — Robert A Delehanty
(74) *Attorney, Agent, or Firm* — Edward S. Sherman

(57) **CLAIM**
The ornamental design for a face shield with integral strap, as shown and described.

DESCRIPTION
FIG. 1 is a front elevation view of a “face shield with integral strap”, in a flat configuration showing my new design;
FIG. 2 is a top plan view thereof;
FIG. 3 is a bottom plan view thereof;
FIG. 4 is right side elevation view thereof; and,
FIG. 5 is a left side elevation view thereof.
The rear elevation view is the mirror image of the front elevation view.
The broken lines in FIGS. 1-5 are for illustrative purposes only, depicting aspects of the new design that are not claimed.

1 Claim, 1 Drawing Sheet

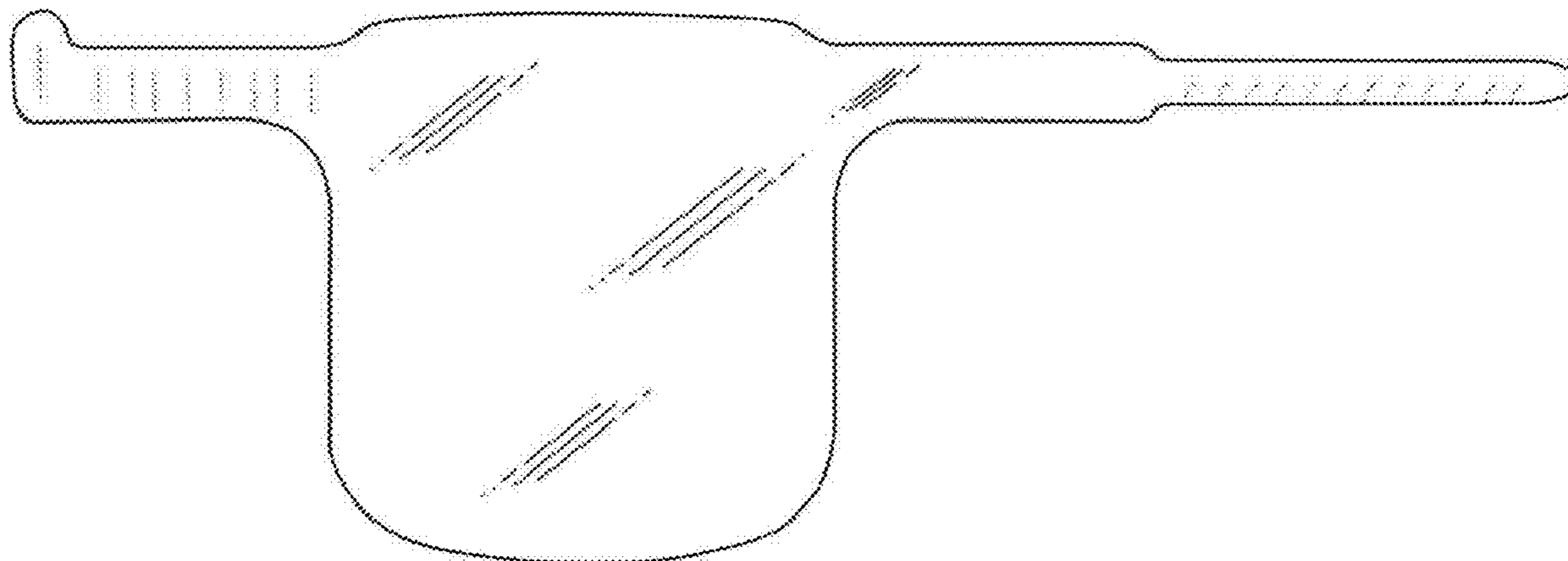


FIG. 2

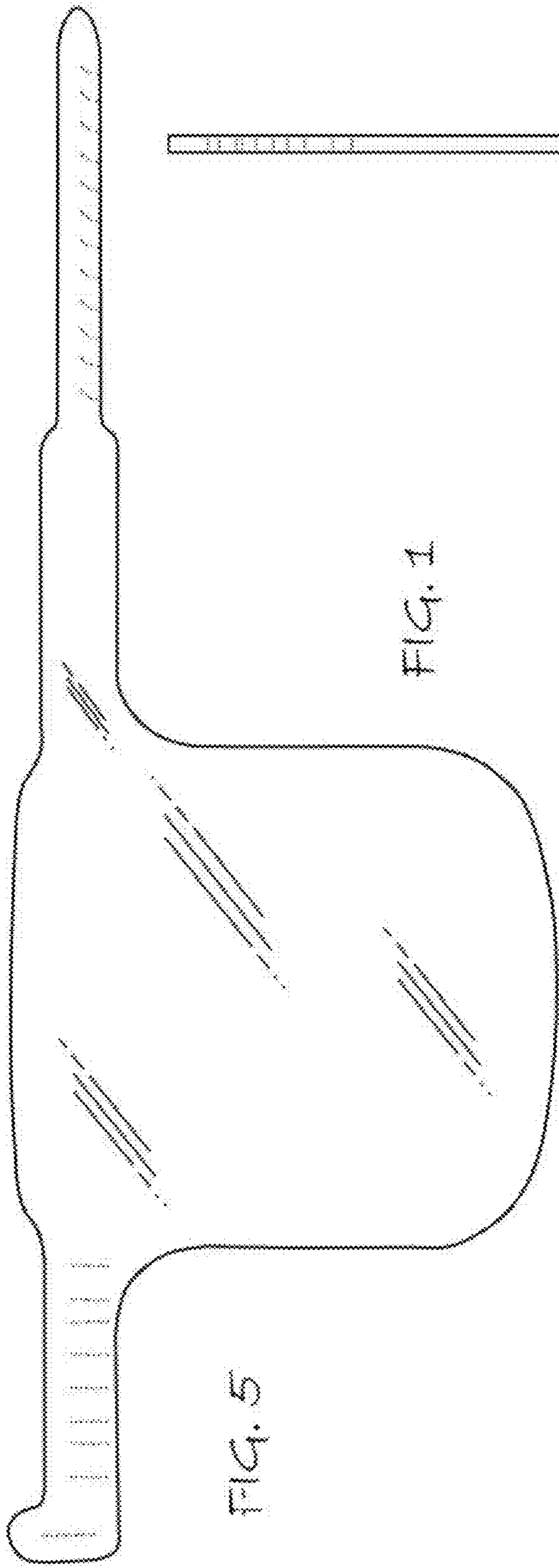


FIG. 1




FIG. 4




FIG. 5




FIG. 3