



US00D920576S

(12) **United States Design Patent**  
**Liu**

(10) **Patent No.:** **US D920,576 S**

(45) **Date of Patent:** **\*\* May 25, 2021**

(54) **NAIL UV LAMP**

(71) Applicant: **Guangzhou Benyuan Information Technology Co., Ltd., Guangzhou (CN)**

(72) Inventor: **Yanlin Liu, Yunfu (CN)**

(\*\*) Term: **15 Years**

(21) Appl. No.: **29/746,696**

(22) Filed: **Aug. 17, 2020**

(51) **LOC (13) Cl.** ..... **28-03**

(52) **U.S. Cl.**  
USPC ..... **D28/58**

(58) **Field of Classification Search**  
USPC ..... D28/58  
CPC ..... A45D 29/00; A45D 29/007; A45D 29/20;  
A45D 2200/15-155; A45D 2200/205  
See application file for complete search history.

(56) **References Cited**

**U.S. PATENT DOCUMENTS**

D692,617	S	*	10/2013	Haile	.....	D28/58
D704,889	S		5/2014	Chiu		
D755,442	S		5/2016	Jih		
D765,314	S	*	8/2016	Loibl	.....	D28/58
D769,530	S		10/2016	Lin		
9,707,537	B2	*	7/2017	Haile	.....	A45D 29/00
D838,042	S	*	1/2019	Ouyang	.....	D28/58
D838,043	S	*	1/2019	Ouyang	.....	D28/58
D842,546	S	*	3/2019	Ouyang	.....	D28/58
D857,993	S	*	8/2019	Hsieh	.....	D28/58
D858,882	S	*	9/2019	Hsieh	.....	D28/58
D858,883	S	*	9/2019	Wu	.....	D28/58
D858,884	S	*	9/2019	Wu	.....	D28/58

10,477,935	B1	*	11/2019	Luu	.....	G21K 5/02
D872,369	S	*	1/2020	Le	.....	D28/58
D875,318	S	*	2/2020	Hsieh	.....	D28/58
10,548,382	B2	*	2/2020	Cheng	.....	A45D 29/00
D880,068	S	*	3/2020	Wu	.....	D28/58
D890,431	S	*	7/2020	Hsieh	.....	D28/58
D899,691	S	*	10/2020	Fan	.....	D28/58
D900,396	S	*	10/2020	Zhang	.....	D28/58
10,835,010	B1	*	11/2020	Luu	.....	A45D 29/00
2013/0020509	A1	*	1/2013	Horvath	.....	A45D 29/00 250/492.1
2015/0230582	A1	*	8/2015	Alexander	.....	A45D 29/00 34/239
2016/0353856	A1	*	12/2016	Horvath	.....	A45D 29/22
2021/0022473	A1	*	1/2021	Hurter	.....	A45D 29/00

\* cited by examiner

*Primary Examiner* — Jennifer Rivard

(74) *Attorney, Agent, or Firm* — Rumit Ranjit Kanakia

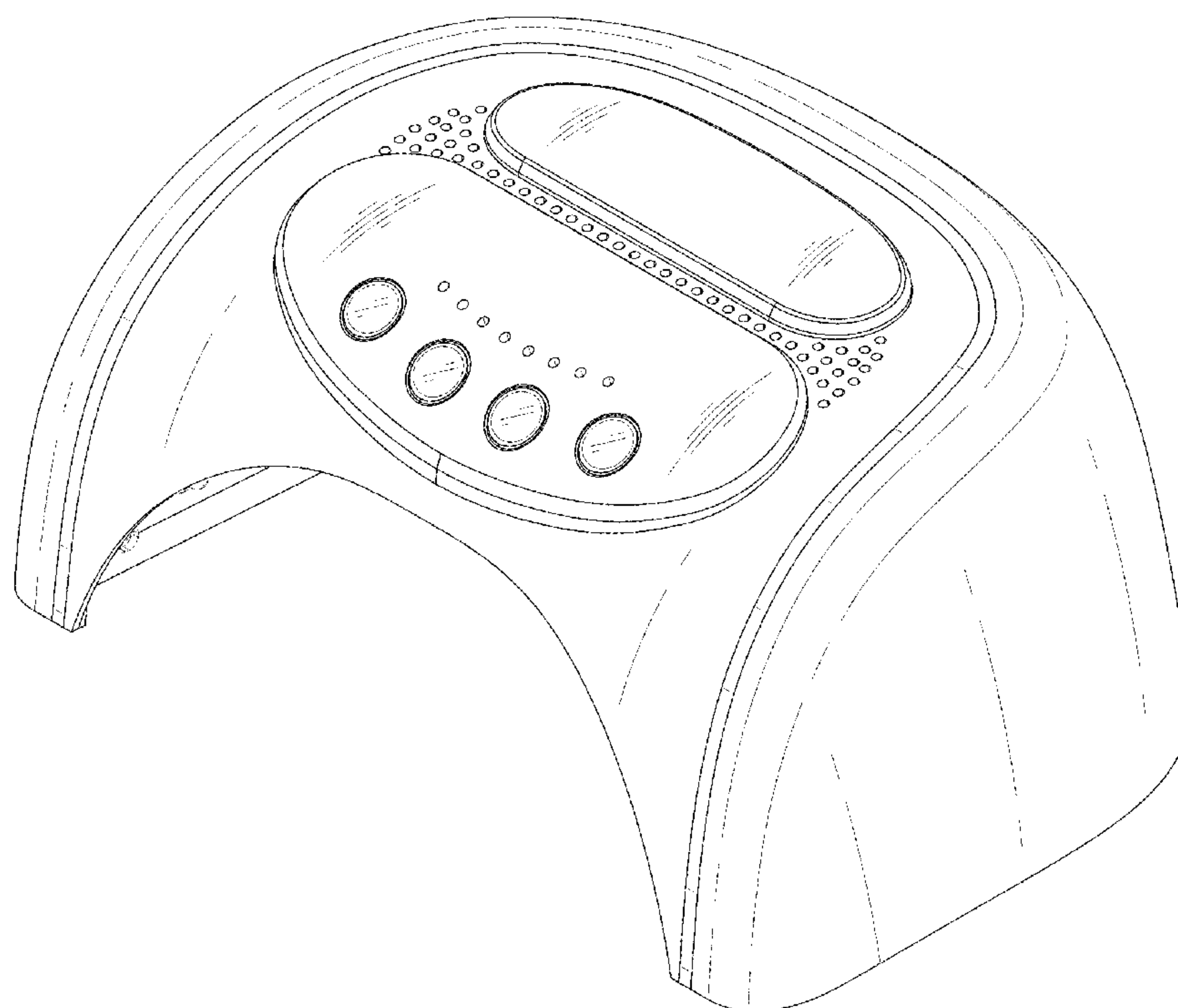
(57) **CLAIM**

I claim the ornamental design for a nail UV lamp, as shown and described.

**DESCRIPTION**

FIG. 1 is a Perspective view of a nail UV lamp showing my new design;  
FIG. 2 is a Front view thereof;  
FIG. 3 is a Back view thereof;  
FIG. 4 is a Right-side view thereof;  
FIG. 5 is a Left-side view thereof;  
FIG. 6 is a Top view thereof; and,  
FIG. 7 is a Bottom view thereof.  
The broken lines are for the purpose of illustrating portions of the article that form no part of the claim.

**1 Claim, 7 Drawing Sheets**



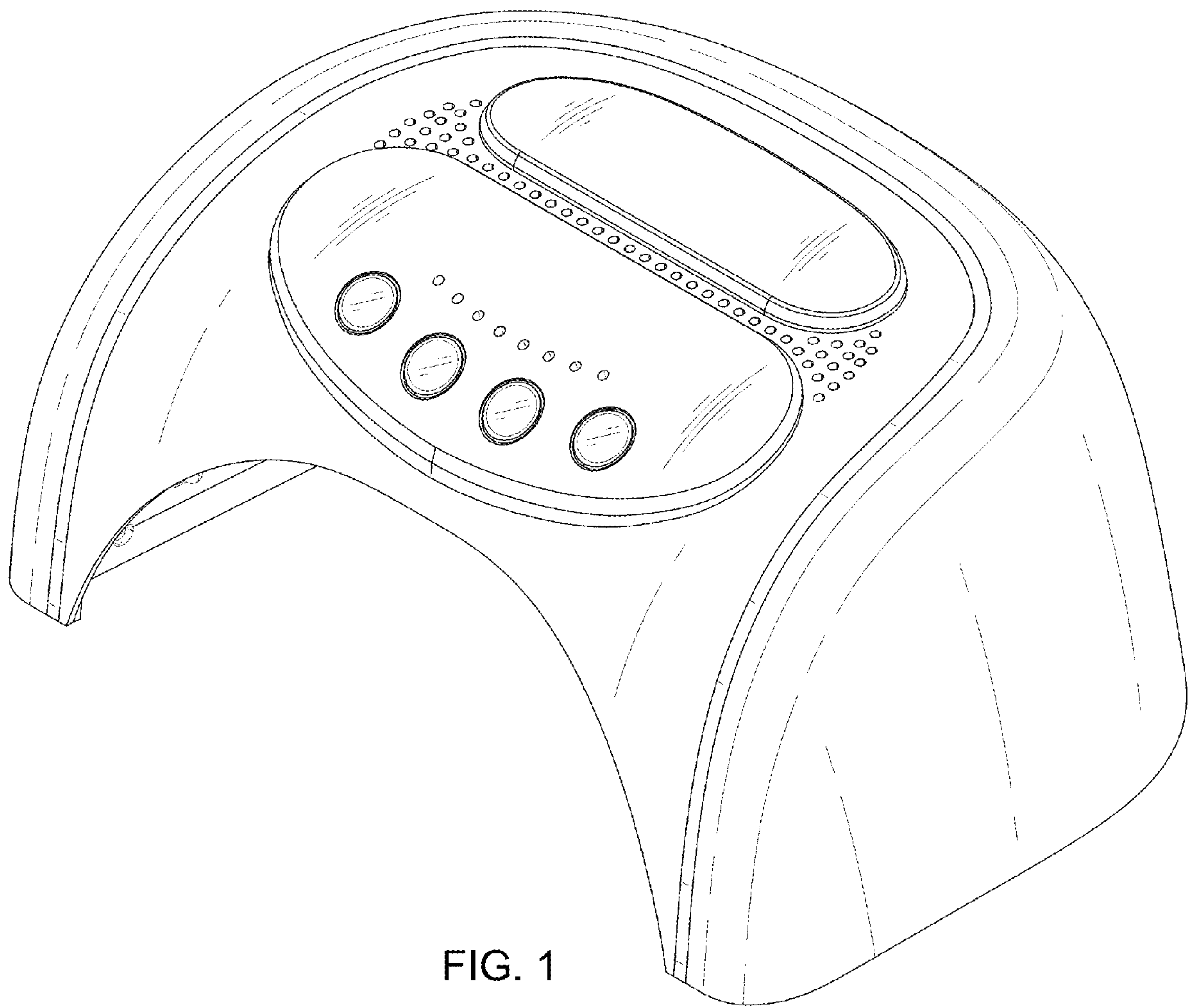


FIG. 1

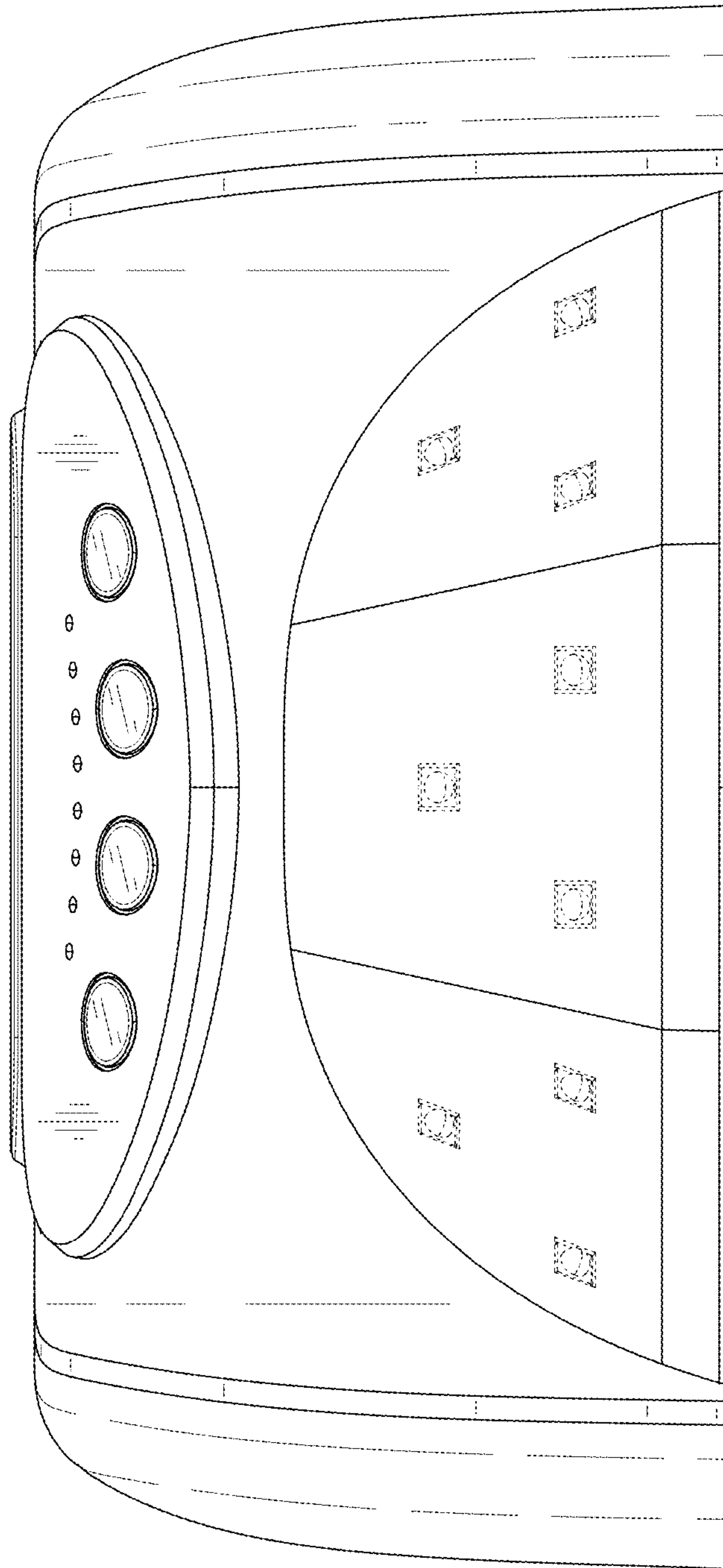


FIG. 2

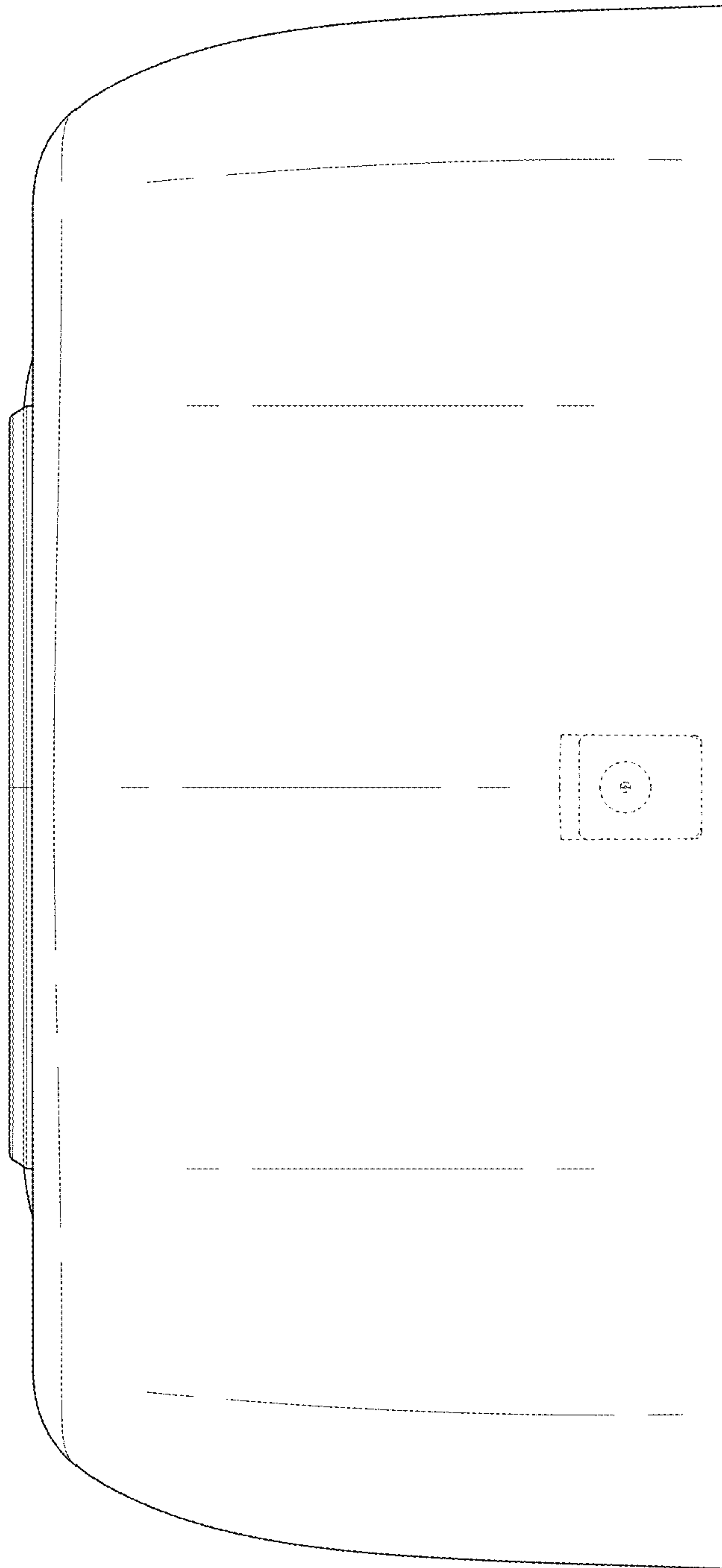


FIG. 3

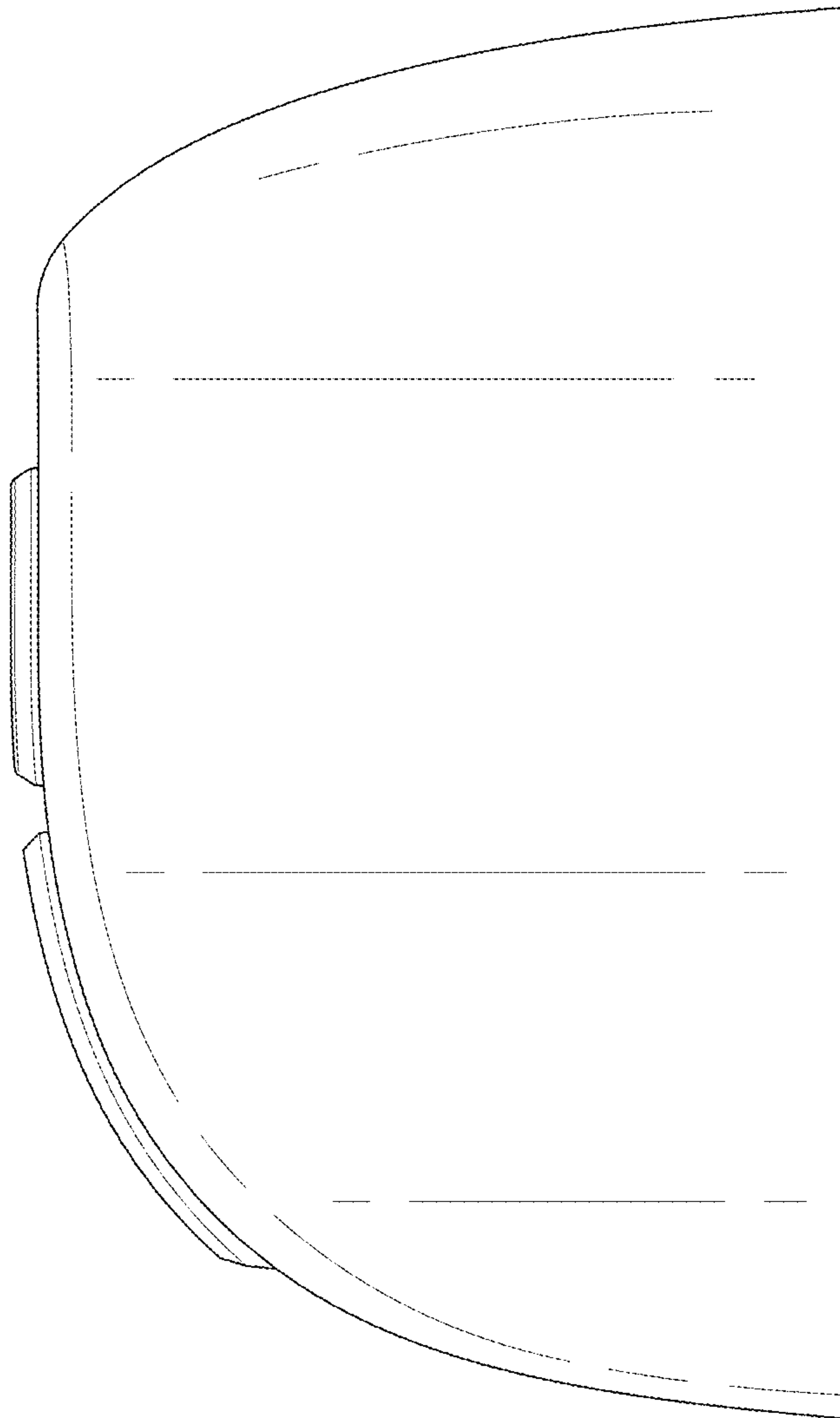


FIG. 4

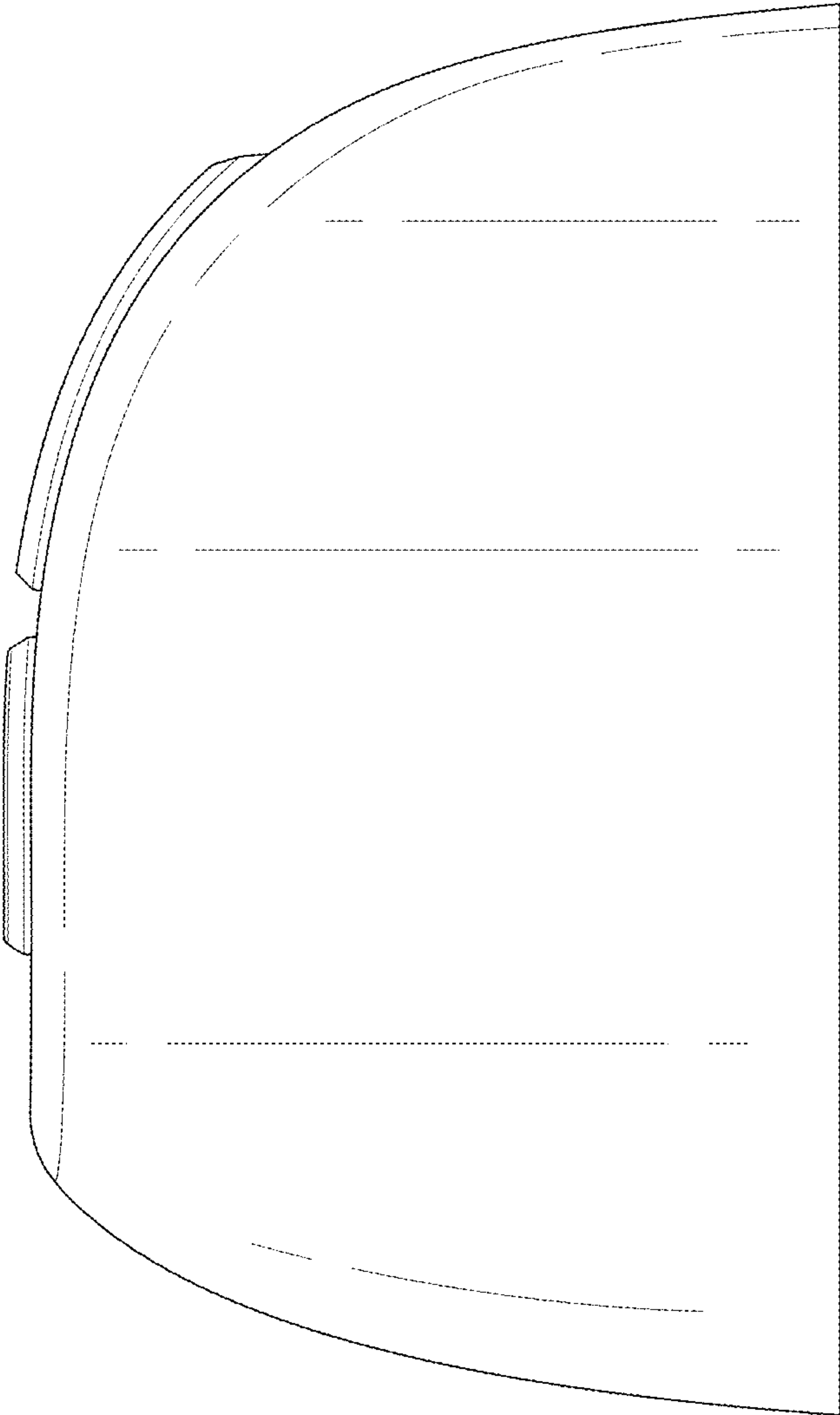


FIG. 5



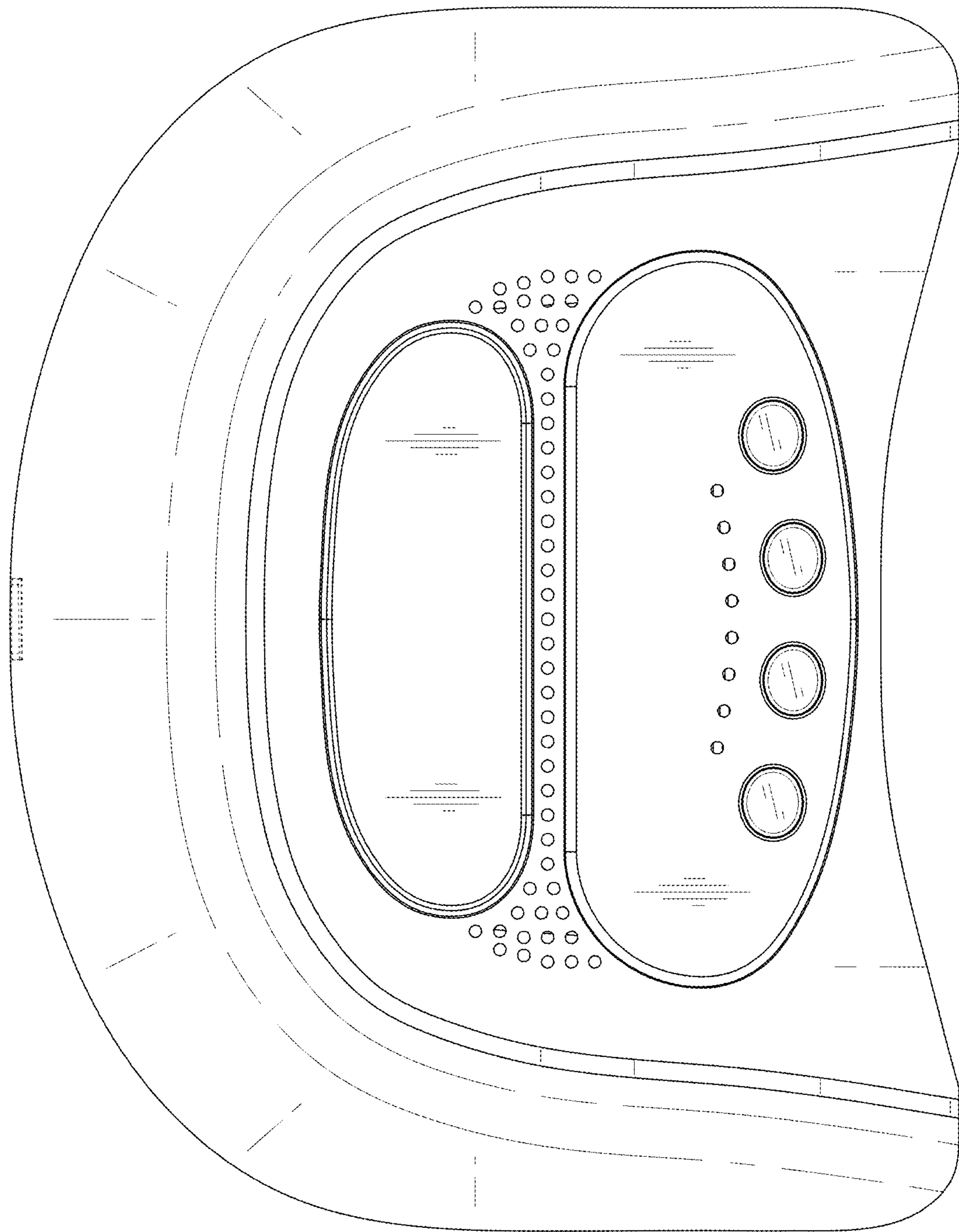


FIG. 6

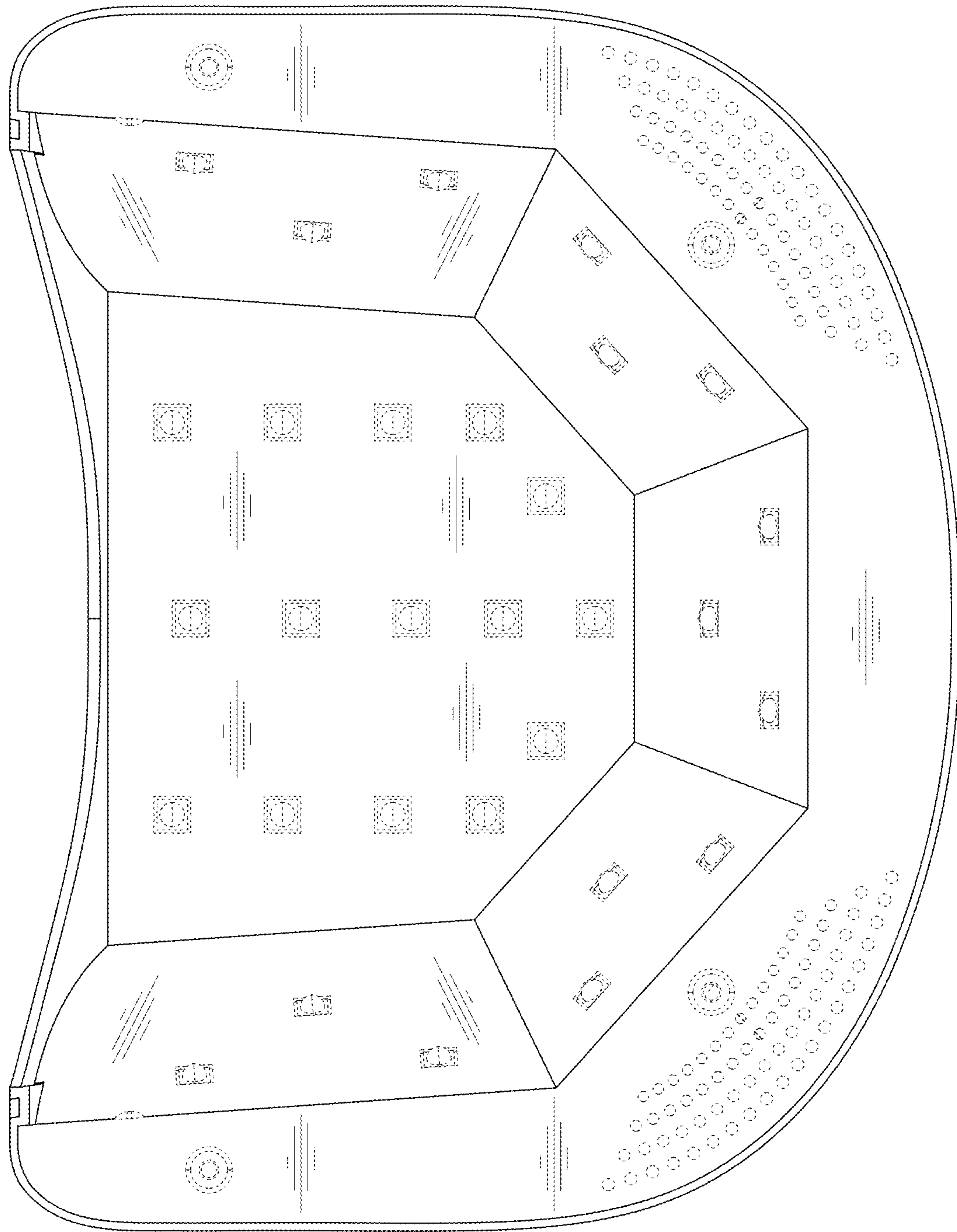


FIG. 7