



US00D920574S

(12) **United States Design Patent**
Scudieri et al.

(10) **Patent No.:** **US D920,574 S**

(45) **Date of Patent:** **** May 25, 2021**

(54) **MULTIPLE CHAMBER PRODUCT POD**

(71) Applicant: **Vi-Jon, LLC**, St. Louis, MO (US)

(72) Inventors: **Nathan R. Scudieri**, St. Louis, MO (US); **Renee L. Biss**, Overland, MO (US)

(73) Assignee: **Vi-Jon, LLC**, St. Louis, MO (US)

(**) Term: **15 Years**

(21) Appl. No.: **29/688,789**

(22) Filed: **Apr. 24, 2019**

(51) **LOC (13) Cl.** **28-02**

(52) **U.S. Cl.**
USPC **D28/8.1; D9/707**

(58) **Field of Classification Search**
USPC D28/4, 8, 8.1, 8.2; D9/414, 415, 418, D9/424, 426, 702, 707, 720
CPC C11D 17/00; C11D 17/02; C11D 17/0017; C11D 17/0026; C11D 17/13; C11D 17/16; C11D 17/0047-0095; C11D 13/18; C11D 13/20
See application file for complete search history.

(56) **References Cited**

U.S. PATENT DOCUMENTS

D673,327 S	12/2012	Dedeyan et al.	
D689,240 S	9/2013	Sunder	
D689,241 S	9/2013	Gerhards	
D691,326 S	10/2013	Gerhards	
D732,735 S *	6/2015	Nixon	D28/8.1

(Continued)

OTHER PUBLICATIONS

Tide Pods Plus Downy, announced 2016 [online], [site visited Jan. 28, 2021], Available from internet, URL:<<https://www.amazon.com/Tide-Downy-Turbo-Laundry-Detergent/dp/B01MFI1M6P/>> (Year: 2016).*

Primary Examiner — Cynthia Ramirez

Assistant Examiner — Xavier Marti-Santos

(74) *Attorney, Agent, or Firm* — Armstrong Teasdale LLP

(57) **CLAIM**

We claim the ornamental design for a multiple chamber product pod, as shown and described.

DESCRIPTION

FIG. 1 is a perspective view of a first embodiment of a multiple chamber product pod showing the new design.

FIG. 2 is a top view of the multiple chamber product pod of FIG. 1.

FIG. 3 is a front view of the multiple chamber product pod of FIG. 1.

FIG. 4 is rear view of the multiple chamber product pod of FIG. 1.

FIG. 5 is a right side view of the multiple chamber product pod of FIG. 1.

FIG. 6 is a left side view of the multiple chamber product pod of FIG. 1.

FIG. 7 is a perspective view of a second embodiment of a multiple chamber product pod showing the new design.

FIG. 8 is a top view of the multiple chamber product pod of FIG. 7.

FIG. 9 is a front view of the multiple chamber product pod of FIG. 7.

FIG. 10 is rear view of the multiple chamber product pod of FIG. 7.


FIG. 11 is a right side view of the multiple chamber product pod of FIG. 7; and,

FIG. 12 is a left side view of the multiple chamber product pod of FIG. 7.

The bottom views are not shown because the bottoms of the first and second embodiments are flat and devoid of any surface ornamentation.

In these drawings, the line shading represented by the closely spaced alternating short lines and long lines are used to indicate a transparent or translucent surface.

1 Claim, 4 Drawing Sheets



(56)

References Cited

U.S. PATENT DOCUMENTS

D735,409 S	7/2015	Sunder	
D774,249 S	12/2016	McLenithan	
D774,250 S	12/2016	McLenithan	
D783,202 S	4/2017	Burdeos Andreu	
D809,708 S *	2/2018	Reda	D28/8.1
D809,709 S	2/2018	Reda et al.	
D812,298 S	3/2018	Burdeos Andreu	
D838,038 S *	1/2019	Tarnowsky	D28/8.1
D841,237 S *	2/2019	Eggemeyer	D28/8.1
D846,189 S *	4/2019	Bahadoorsingh	D28/8.1
D846,800 S *	4/2019	Bahadoorsingh	D28/8.1
D905,567 S *	12/2020	Hatton	D9/707
D905,569 S *	12/2020	Hatton	D9/707
D906,126 S *	12/2020	Sheerin	D9/707
D906,833 S *	1/2021	Sheerin	D9/707

* cited by examiner

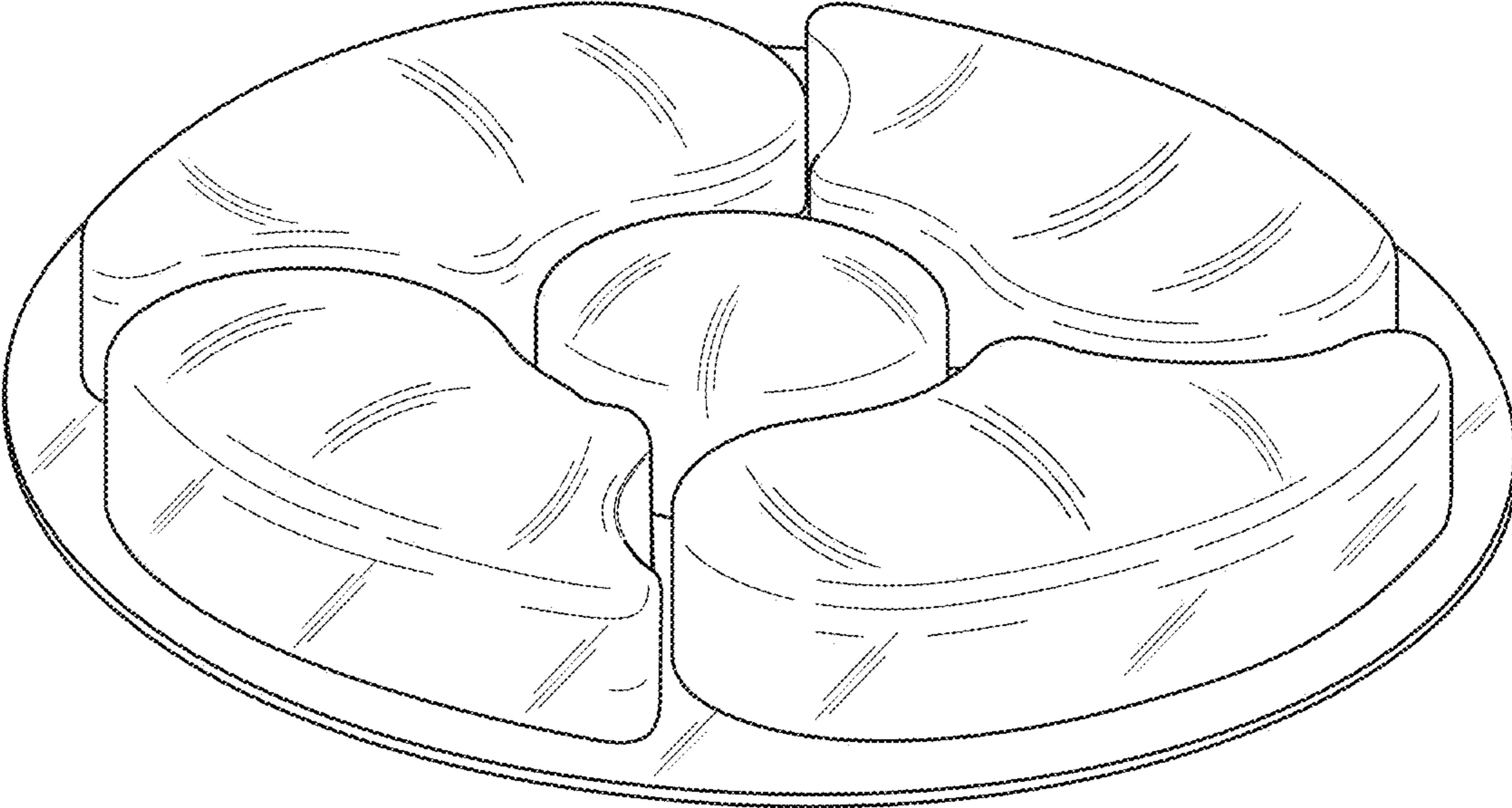


FIG. 1




FIG. 2




FIG. 3

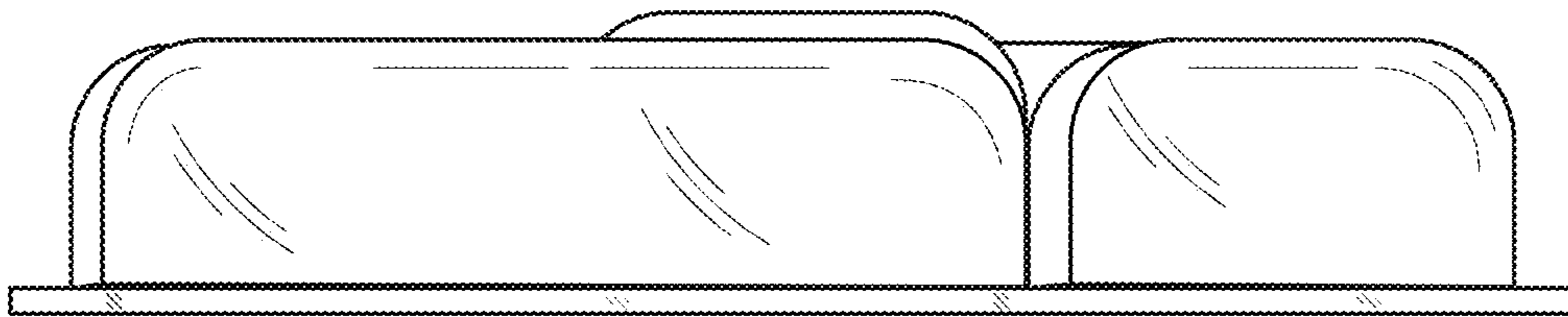


FIG. 4

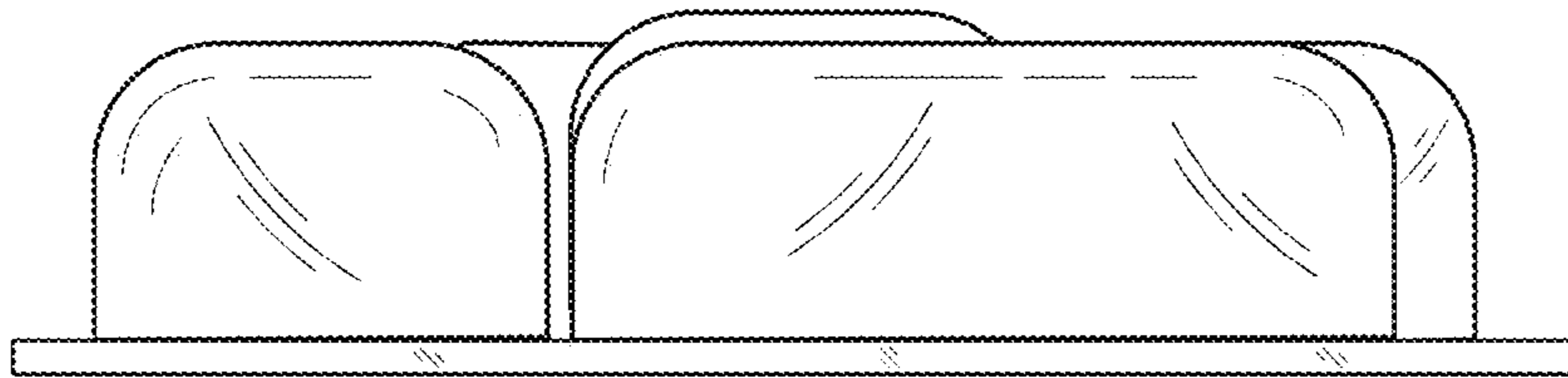


FIG. 5




FIG. 6




FIG. 7

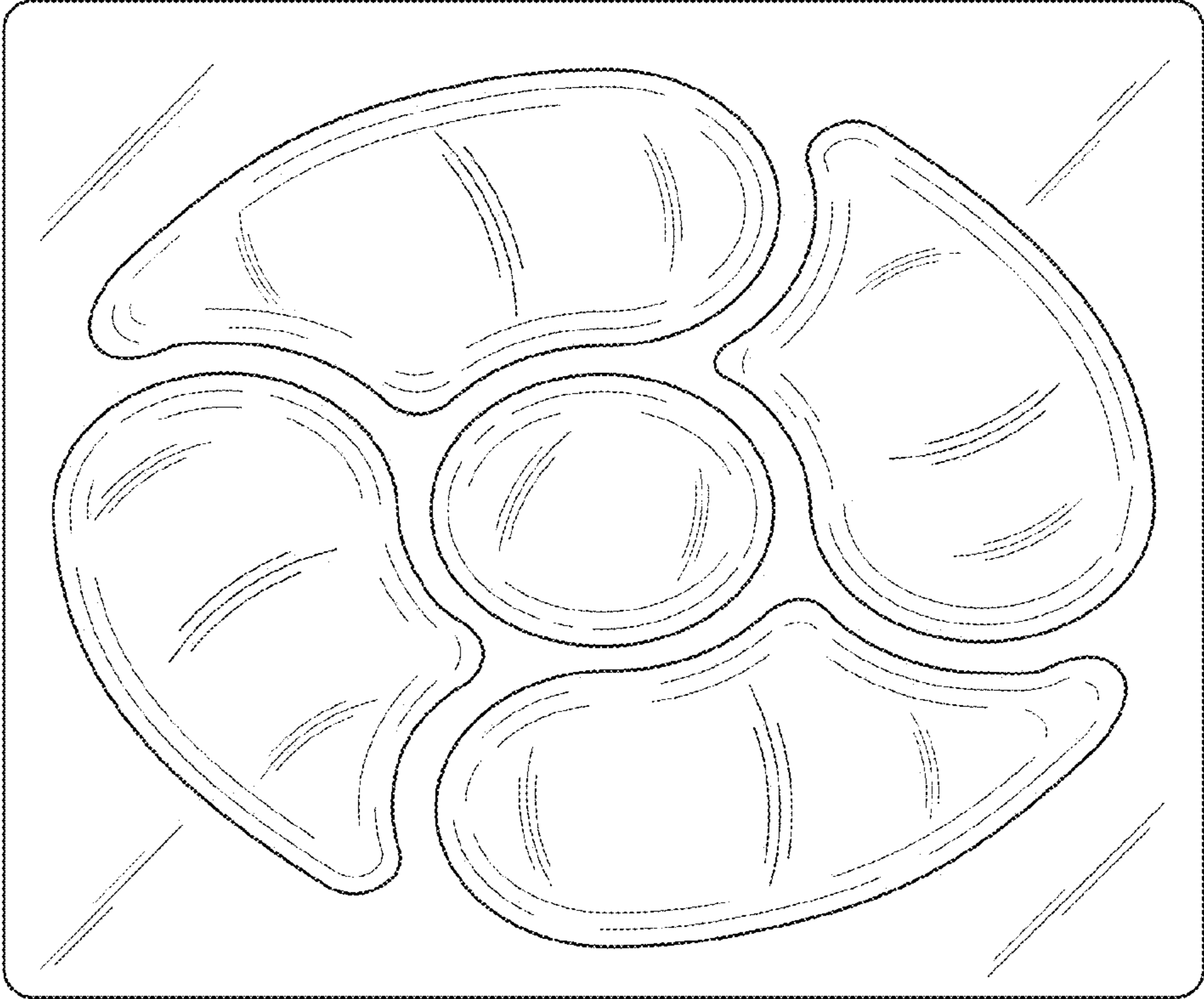


FIG. 8




FIG. 9



FIG. 10

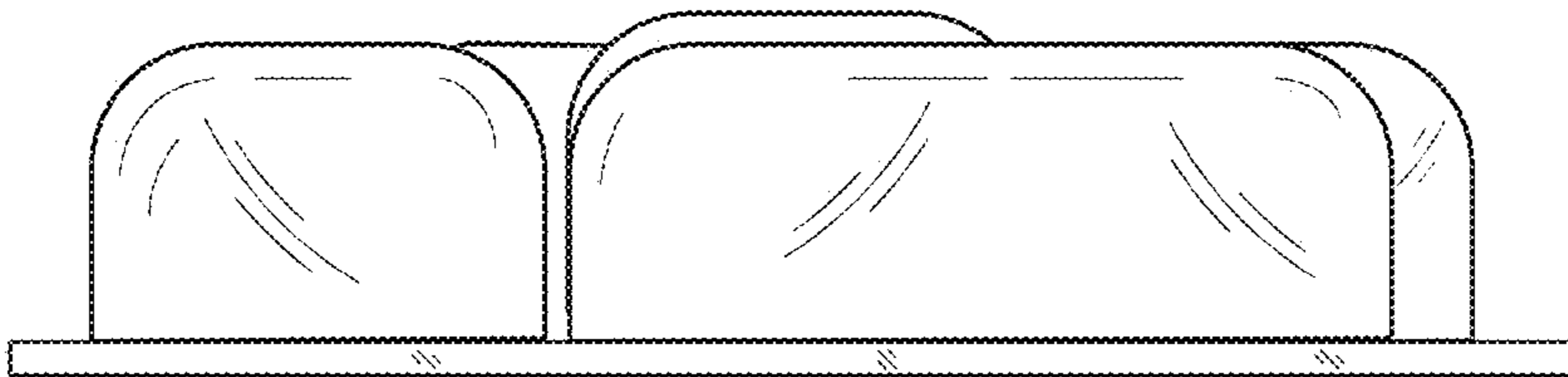


FIG. 11

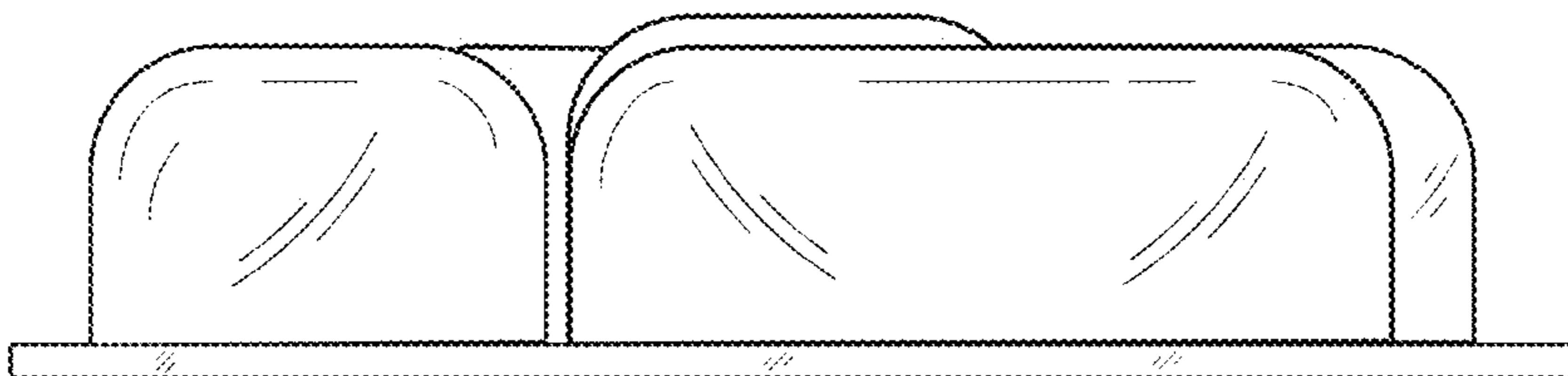


FIG. 12