



US00D920571S

(12) **United States Design Patent**
Jones et al.

(10) **Patent No.:** **US D920,571 S**
(45) **Date of Patent:** **** May 25, 2021**

(54) **VAPORIZER CARTRIDGE**
(71) Applicant: **CANOPY GROWTH CORPORATION**, Smiths Falls (CA)
(72) Inventors: **Mark Jones**, Toronto (CA); **Peter Popplewell**, Ottawa (CA); **Andrew Stewart**, Ottawa (CA); **Yan Vermette**, Ottawa (CA)

9,642,396 B2 5/2017 Liu
D790,122 S * 6/2017 Hawes D27/101
D802,839 S * 11/2017 Scott D27/194
D806,943 S * 1/2018 Liu D27/101
9,901,116 B2 2/2018 Liu
D814,103 S * 3/2018 Levinson D27/101
D817,544 S * 5/2018 Chen D27/167

(Continued)

(73) Assignee: **CANOPY GROWTH CORPORATION**, Smiths Falls (CA)

CN 107087821 A 8/2017
CN 108497559 A 9/2018

(Continued)

(**) Term: **15 Years**

FOREIGN PATENT DOCUMENTS

(21) Appl. No.: **29/713,948**

(22) Filed: **Nov. 20, 2019**

(51) **LOC (13) Cl.** **27-02**

(52) **U.S. Cl.**
USPC **D27/162**

(58) **Field of Classification Search**
USPC D24/162, 100, 101, 163–165, 172, 183, D24/185–194, 110, 110.5; D23/360; D27/162, 100, 101, 163–165, 172, 183, D27/185–194; D26/37–51; D7/509–511, D7/603, 608; D9/500–504, 537, 541, D9/549, 559, 574, 575; D11/140, 143, D11/144, 145, 146, 152, 153
CPC A24F 47/002; A24F 47/006; A24F 47/008; A61M 15/00; A61M 15/06
See application file for complete search history.

OTHER PUBLICATIONS

U.S. Appl. No. 29/712,998, filed Nov. 13, 2019, Laidlaw et al.

Primary Examiner — Marissa J Cash
Assistant Examiner — Rebecca Tsehaye
(74) *Attorney, Agent, or Firm* — Stinson LLP

(56) **References Cited**

U.S. PATENT DOCUMENTS

D252,534 S * 7/1979 Lun D26/49
8,539,959 B1 9/2013 Scatterday
D716,982 S * 11/2014 Corey D26/49
9,032,968 B2 5/2015 Glasberg et al.
9,131,733 B2 9/2015 Liu
D747,521 S * 1/2016 Sheikh D26/38
9,277,769 B2 3/2016 Liu

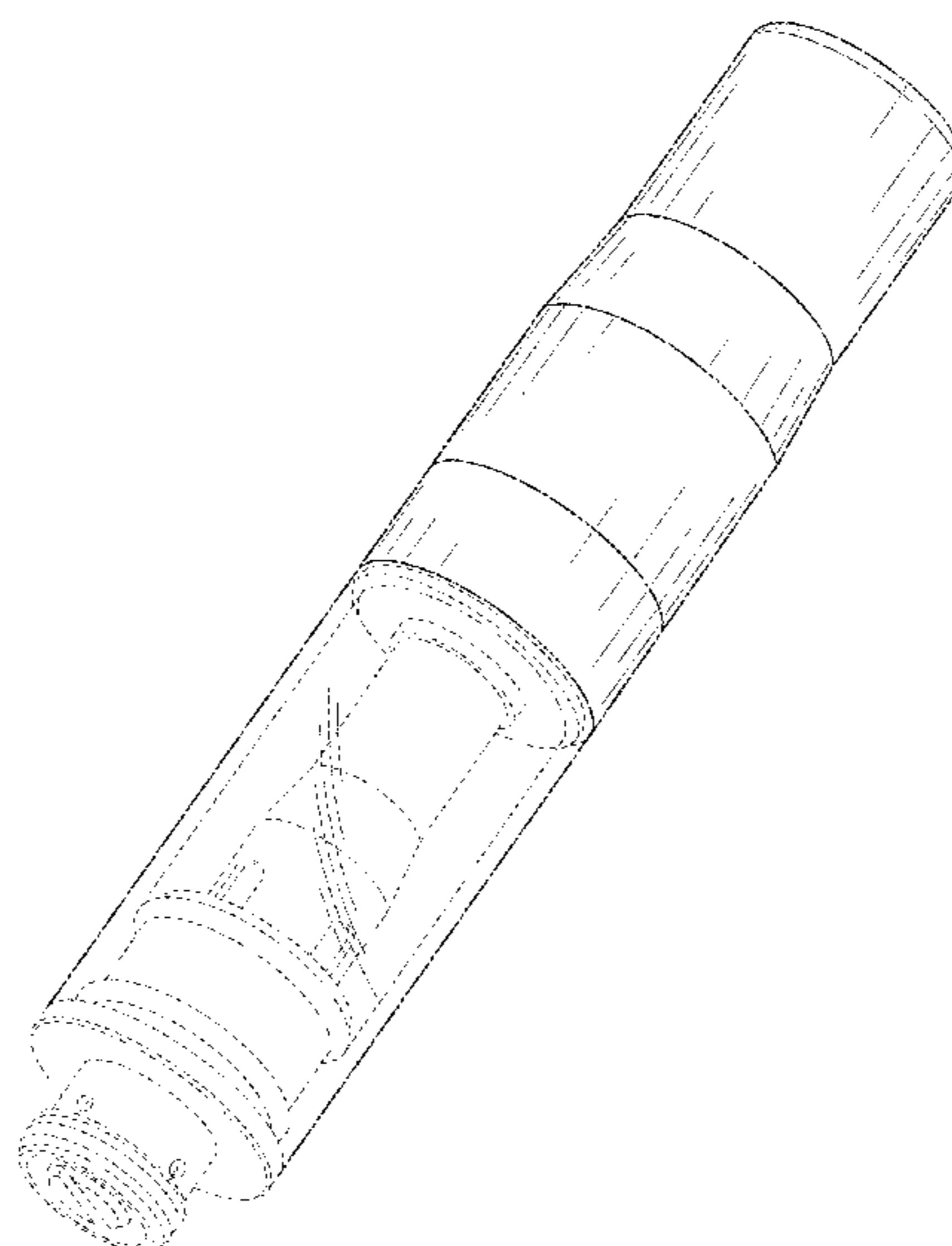
(57) **CLAIM**

The ornamental design for a vaporizer cartridge, as shown and described.

DESCRIPTION

FIG. 1 is a perspective view of the vaporizer cartridge; FIG. 2 is a top plan view of the vaporizer cartridge of FIG. 1, with the bottom plan and right side elevational views being the same as the top plan view of FIG. 2, and the left side elevational view being a mirror image of the top plan view of FIG. 2; FIG. 3 is a front elevational view of the vaporizer cartridge of FIG. 1; and, FIG. 4 is a rear elevational view of the vaporizer cartridge of FIG. 1. The broken lines in the drawings illustrate portions of the vaporizer cartridge that form no part of the claimed design.

1 Claim, 3 Drawing Sheets



(56)

References Cited

U.S. PATENT DOCUMENTS

D823,534 S * 7/2018 Chen D27/162
 10,010,114 B2 7/2018 Jordan et al.
 D825,844 S * 8/2018 Verleur D27/167
 10,159,278 B2 12/2018 Mazur et al.
 10,188,148 B2 1/2019 Althorpe et al.
 10,215,390 B2 2/2019 Maglica et al.
 10,218,193 B2 2/2019 Gratton
 10,292,424 B2 5/2019 Brammer et al.
 D853,635 S * 7/2019 Chen D27/194
 D867,657 S * 11/2019 Fornarelli D27/194
 D874,719 S * 2/2020 Yuan D27/162
 D877,975 S * 3/2020 Crowe D27/162
 D882,165 S * 4/2020 Ouyang D27/162
 D882,840 S * 4/2020 Liu D26/49
 D885,653 S * 5/2020 Ding D27/162
 D892,398 S * 8/2020 Yuan D27/162

D894,478 S * 8/2020 Fornarelli D27/162
 D907,826 S * 1/2021 Christensen D26/49
 2006/0232239 A1 10/2006 Maglica et al.
 2014/0190496 A1 7/2014 Wensley et al.
 2015/0328415 A1 11/2015 Minskoff et al.
 2016/0331029 A1 11/2016 Contreras
 2018/0146711 A1 5/2018 Mazur et al.
 2018/0220707 A1 8/2018 Biel et al.
 2018/0248393 A1 8/2018 Sun et al.
 2018/0289909 A1 10/2018 Lindars et al.
 2019/0000146 A1 1/2019 Lin et al.

FOREIGN PATENT DOCUMENTS

WO WO 2015/058367 A1 4/2015
 WO WO 201731678 A1 3/2017
 WO WO 2018211035 A1 11/2018
 WO WO 2019/173923 A1 9/2019

* cited by examiner

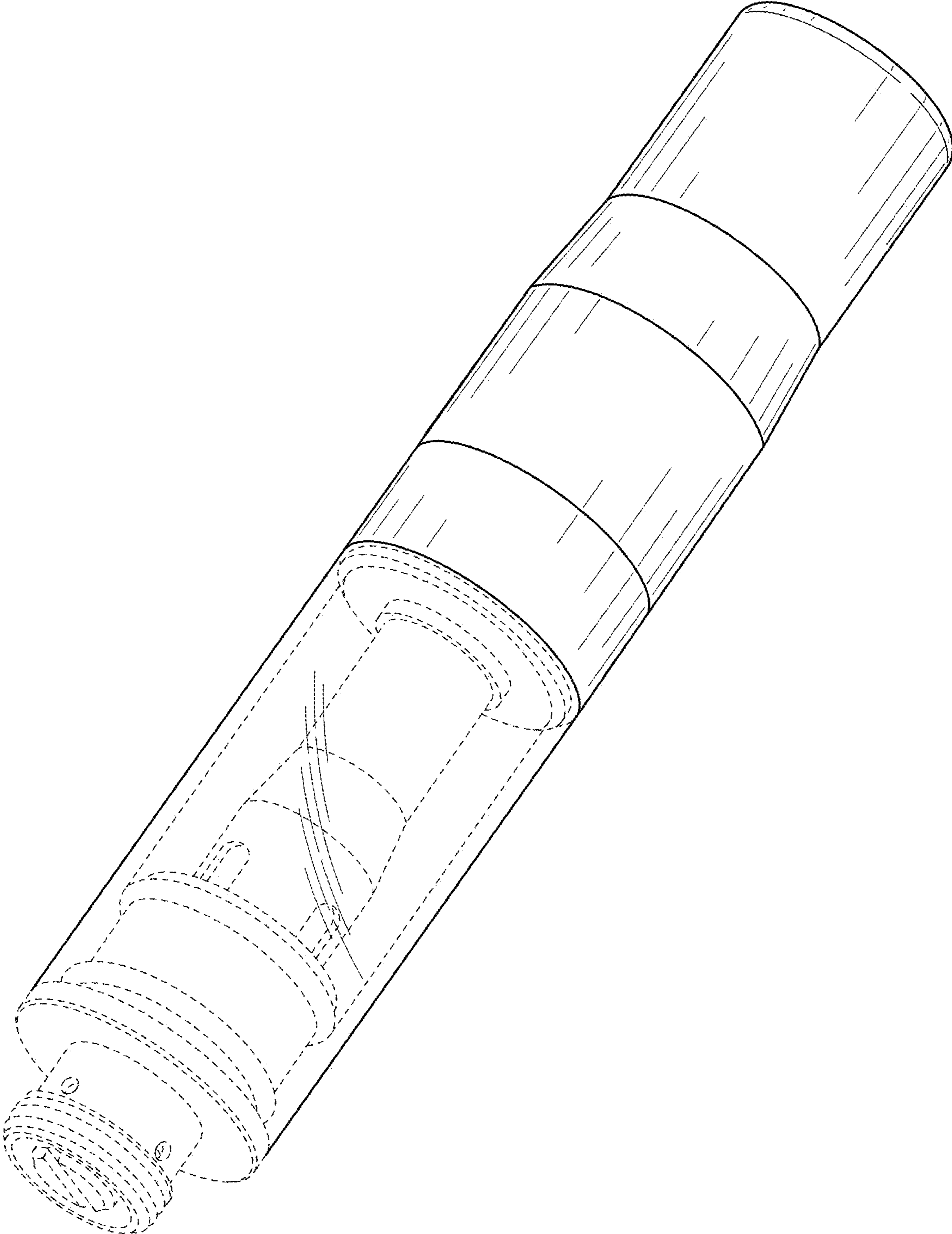


FIG. 1

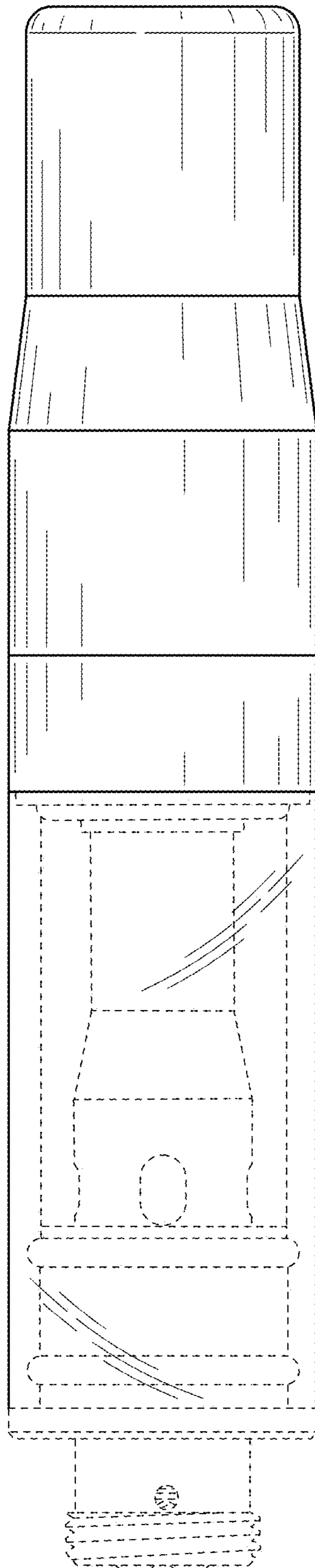


FIG. 2

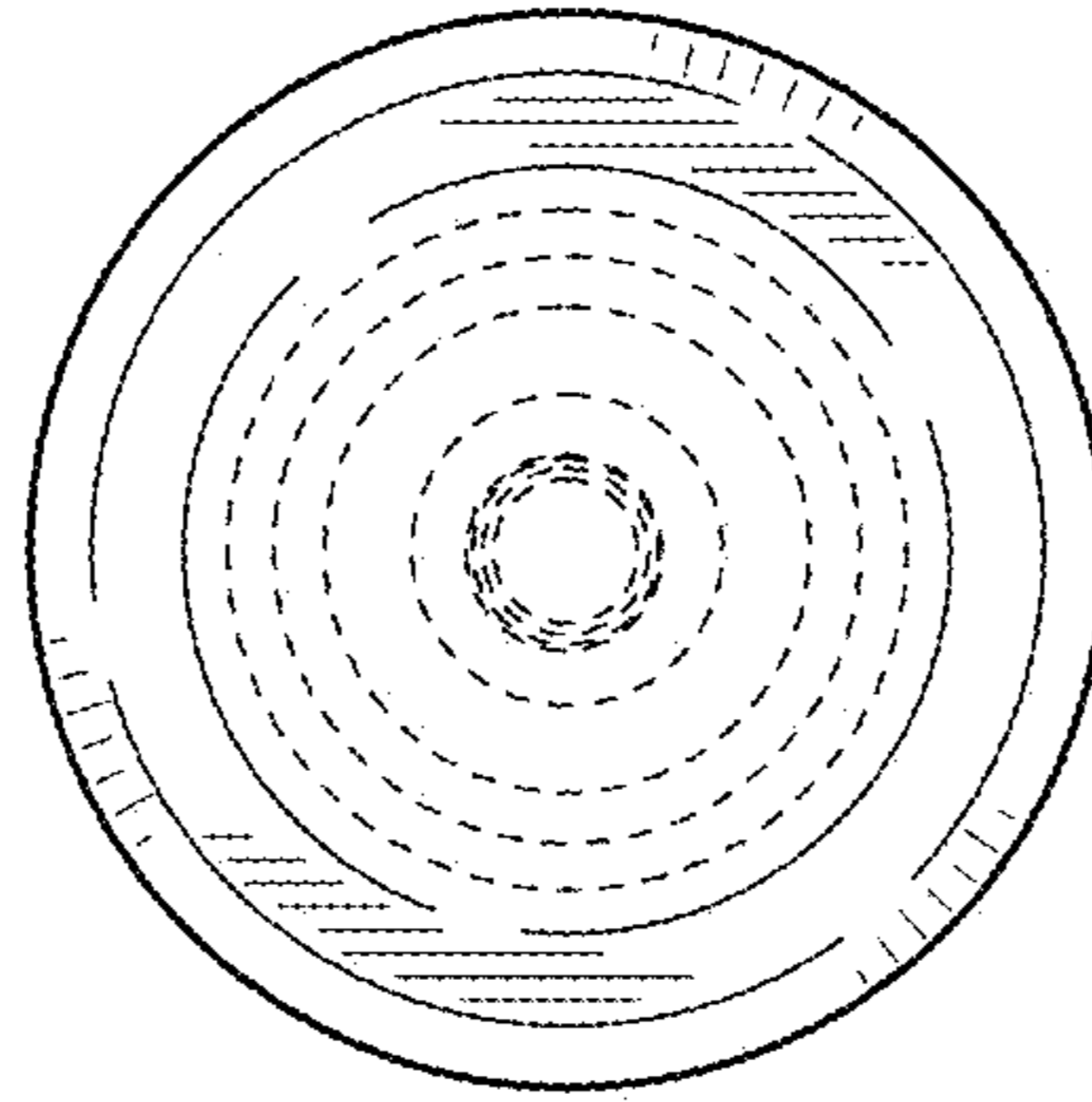


FIG. 3

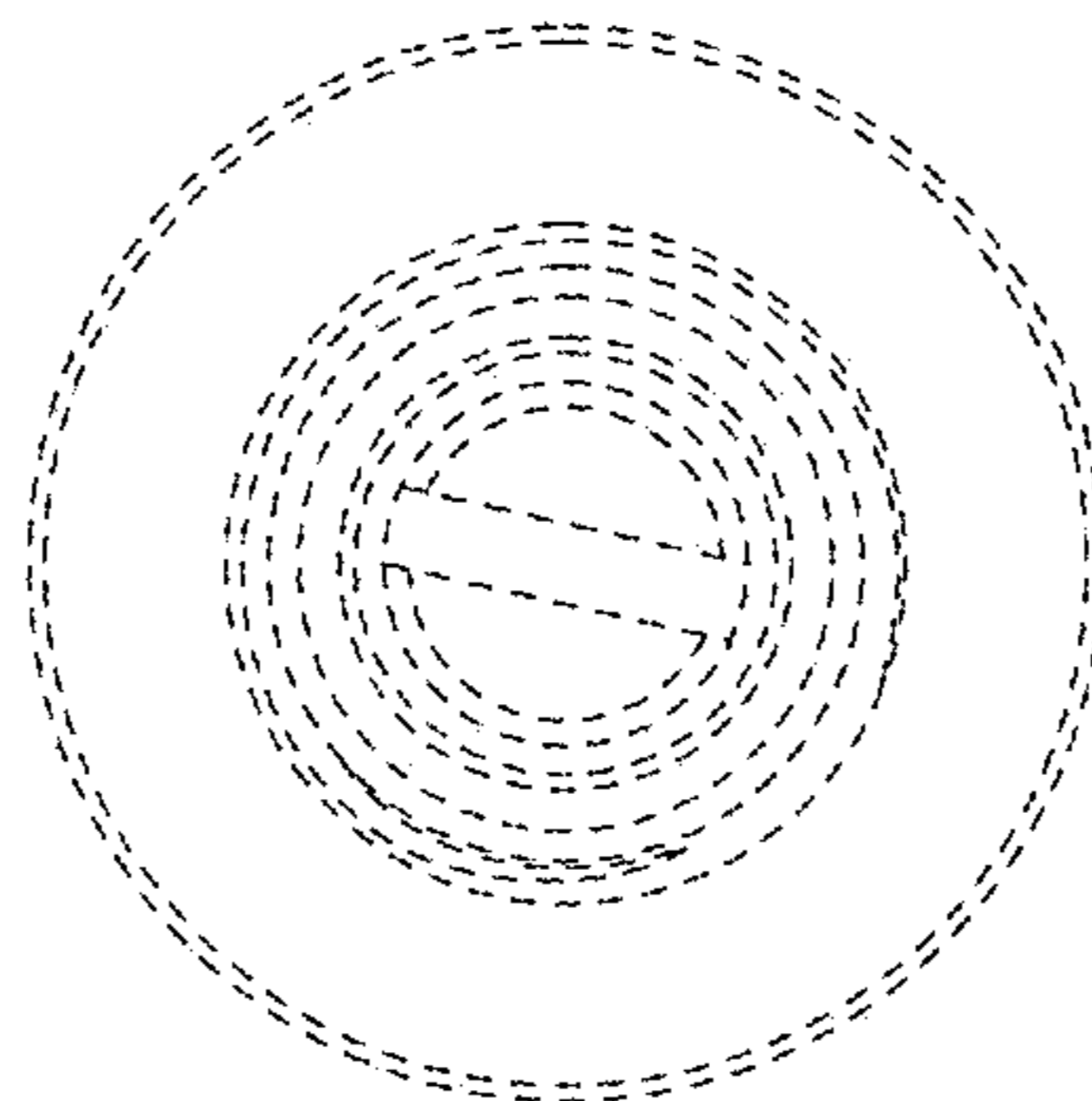


FIG. 4