



US00D920540S

(12) **United States Design Patent** (10) **Patent No.:** **US D920,540 S**  
**Pepin et al.** (45) **Date of Patent:** **\*\* May 25, 2021**

(54) **DOOR**  
(71) Applicant: **Masonite Corporation**, Tampa, FL (US)  
(72) Inventors: **Alan Pepin**, Saint Cloud, FL (US); **Patrick C. Ege**, Westmont, IL (US)  
(73) Assignee: **Masonite Corporation**, Tampa, FL (US)  
(\*\*) Term: **15 Years**

5,543,234 A 8/1996 Lynch et al.  
D472,407 S \* 4/2003 Lenger ..... D6/702  
D476,176 S \* 6/2003 Lenger ..... D6/703.2  
7,022,414 B2 4/2006 Davina et al.  
D529,187 S 9/2006 Walsh et al.  
D553,755 S 10/2007 Davina et al.  
D564,103 S 3/2008 Meyer et al.  
D587,815 S \* 3/2009 Steiber ..... D25/48.3  
D588,708 S \* 3/2009 Steiber ..... D25/48.3  
D590,521 S \* 4/2009 Mock ..... D25/138  
D597,681 S \* 8/2009 Amato ..... D25/48.3  
D601,369 S \* 10/2009 Mock ..... D6/703.2  
9,657,512 B2 5/2017 Lynch et al.  
D883,519 S \* 5/2020 Pepin ..... E06B 3/822  
D25/48.3

(21) Appl. No.: **29/733,594**  
(22) Filed: **May 5, 2020**

2005/0166402 A1 8/2005 Liittschwager et al.  
2006/0000173 A1 1/2006 Edstrom  
2015/0322710 A1 11/2015 Allen  
2016/0040476 A1 2/2016 Gouge et al.  
2019/0195004 A1\* 6/2019 Pepin ..... E06B 3/822  
(Continued)

**Related U.S. Application Data**

(60) Division of application No. 29/657,180, filed on Jul. 19, 2018, now Pat. No. Des. 883,519, which is a continuation of application No. 15/784,306, filed on Oct. 16, 2017, now abandoned.

**FOREIGN PATENT DOCUMENTS**

EM 000587449-0002 \* 12/2006

(51) **LOC (13) Cl.** ..... **25-02**  
(52) **U.S. Cl.**  
USPC ..... **D25/48.3**

*Primary Examiner* — Leanne Was-Englehart

(74) *Attorney, Agent, or Firm* — Berenato & White, LLC

(58) **Field of Classification Search**  
USPC ..... D25/48.1, 48.3, 48.4, 48.5, 138  
CPC ..... E06B 3/58; E06B 3/72; E06B 3/78; E06B 3/485; E06B 3/4636; E06B 3/5892; E06B 3/7001; E06B 3/822; E06B 3/7015; E06B 1/04; E06B 1/006; E06B 1/524; E06B 5/00; E04C 2/36; B29L 2031/724  
See application file for complete search history.

(57) **CLAIM**

The ornamental design for a door, as shown and described.


**DESCRIPTION**

(56) **References Cited**  
U.S. PATENT DOCUMENTS

557,148 A \* 3/1896 Rapp ..... E06B 3/5892  
52/455  
1,270,013 A \* 6/1918 Conwell ..... E06B 3/5892  
52/455

FIG. 1 is a front perspective view of a first door;  
FIG. 2 is a front elevational view, with the rear view being a mirror image thereof;  
FIG. 3 is a front perspective view of a second door; and  
FIG. 4 is a front elevational view, with the rear view being a mirror image thereof.  
The broken line depict portions of the door that form no part of the claimed design.

**1 Claim, 4 Drawing Sheets**



(56)

**References Cited**

U.S. PATENT DOCUMENTS

2019/0195005 A1\* 6/2019 Di Iulio ..... E06B 3/7001  
2019/0234135 A1\* 8/2019 Ege ..... E06B 3/7001

\* cited by examiner

FIG. 1




FIG. 2




FIG. 3




FIG. 4

