



US00D920501S

(12) **United States Design Patent** (10) **Patent No.:** **US D920,501 S**
Hewitt (45) **Date of Patent:** **** May 25, 2021**

(54) **COLOSTOMY ACCESSORY**

(56) **References Cited**

(71) Applicant: **Pelican Healthcare Limited**, Cardiff (GB)

U.S. PATENT DOCUMENTS

(72) Inventor: **Aaron Hewitt**, Comber (GB)

D375,355 S * 11/1996 Bierman 604/180
389,911 A * 1/1998 Bierman D24/128
D507,056 S * 7/2005 Friedland D24/206
D595,844 S * 7/2009 Giloh D24/125
D662,203 S * 6/2012 Smith B29C 59/04
D24/135

(73) Assignee: **Pelican Healthcare Limited**, Cardiff (GB)

D700,523 S * 3/2014 Limback D9/652
D714,161 S * 9/2014 Crawford D9/707
D744,090 S * 11/2015 Bendix 24/118
D744,091 S * 11/2015 Bendix 24/118
D744,092 S * 11/2015 Bendix 24/118
D763,439 S * 8/2016 Aggerholm 24/118
771,820 A1 * 11/2016 Haye 24/186

(**) Term: **15 Years**

(21) Appl. No.: **29/764,500**

(22) Filed: **Dec. 30, 2020**

(Continued)

Related U.S. Application Data

Primary Examiner — Samantha Q Lawrence

(60) Division of application No. 29/713,269, filed on Nov. 14, 2019, now Pat. No. Des. 907,199, which is a continuation-in-part of application No. 29/690,701, filed on May 9, 2019, now abandoned, and a continuation of application No. 29/574,273, filed as application No. PCT/GB2016/050773 on Mar. 21, 2016, now abandoned.

(74) *Attorney, Agent, or Firm* — Troutman Pepper Hamilton Sanders LLP; Ryan Schneider

(57) **CLAIM**

The ornamental design for a colostomy accessory, as shown and described.

(30) **Foreign Application Priority Data**

DESCRIPTION

Mar. 20, 2015 (GB) 1504779

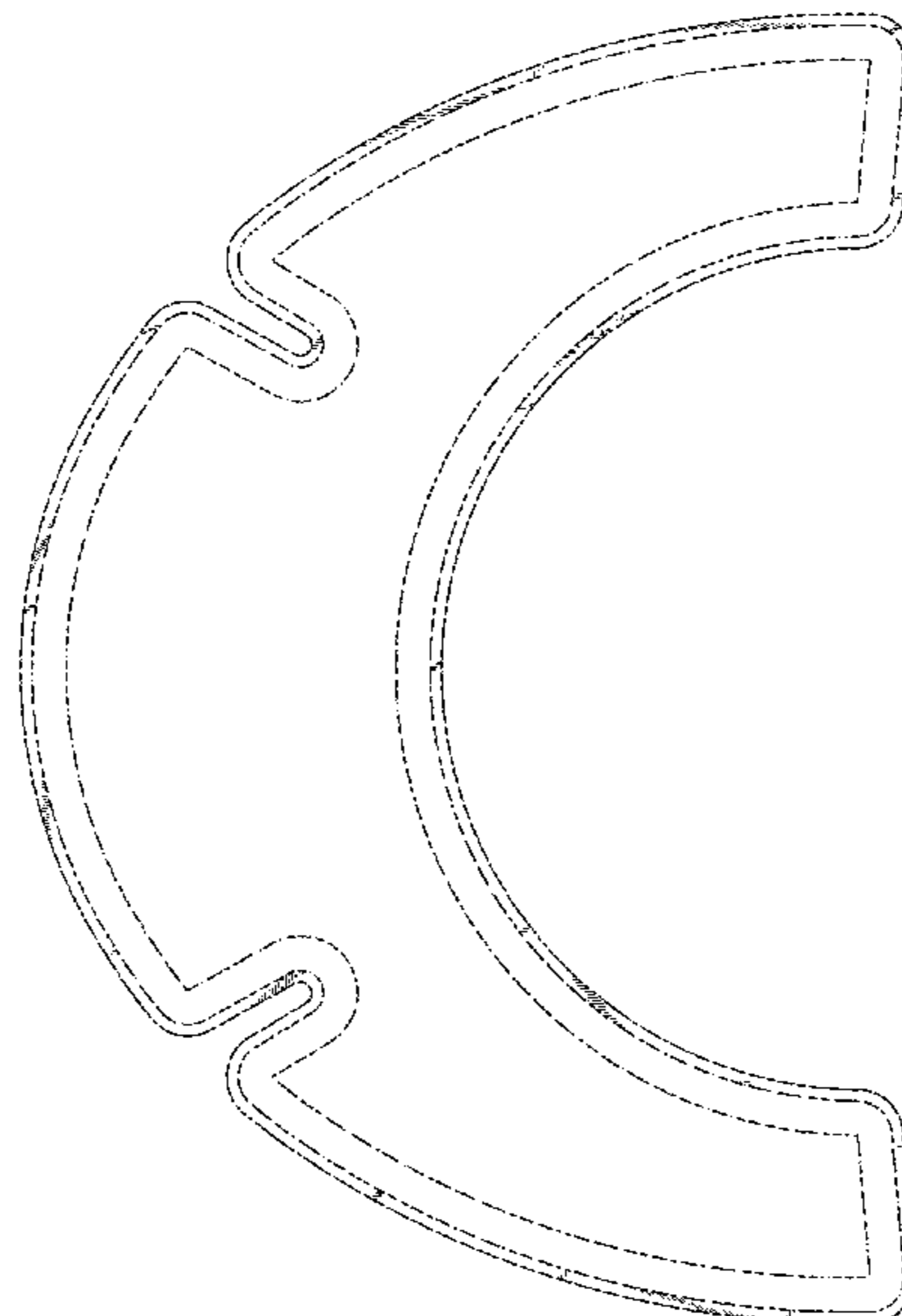
(51) **LOC (13) Cl.** **24-02**

(52) **U.S. Cl.**
USPC **D24/118**

(58) **Field of Classification Search**
USPC D24/189, 190, 191, 192, 107, 108, 109, D24/112, 113, 114, 115, 117, 118, 119, D24/121, 127, 129, 130, 133, 135, 186; 604/117, 217, 227, 187, 212, 275, 278, 604/279, 911; D9/707, 709, 718, 719, D9/724, 732, 688, 689, 690, 686, 696, D9/302, 367; 600/101, 139, 145
CPC A61F 5/445; A61K 2300/00; A61L 15/58
See application file for complete search history.

FIG. 1 is a top plan view of a colostomy accessory of the present invention according to a first embodiment; FIG. 2 is a bottom view thereof; FIG. 3 is a side elevation thereof, the other side view being a mirror image thereof; FIG. 4 is a rear elevation view thereof; and, FIG. 5 is a perspective view thereof. The broken lines shown directly adjacent to the claimed portions in FIGS. 1 and 5 illustrate the bounds of the claim and form no part of the claimed design. The remaining broken lines illustrate portions of the colostomy accessory that form no part of the claimed design.

1 Claim, 5 Drawing Sheets



(56)

References Cited

U.S. PATENT DOCUMENTS

D785,786 S * 5/2017 Aggerholm 24/118
D791,312 S * 7/2017 Peck D24/135
D838,362 S * 1/2019 Eakin 24/127
D870,276 S * 12/2019 Berken D24/125
D907,199 S * 1/2021 Hewitt D24/118
10,952,890 B2 * 3/2021 Hewitt A61F 5/4404
2018/0055679 A1 * 3/2018 Hewitt A61F 5/4404

* cited by examiner

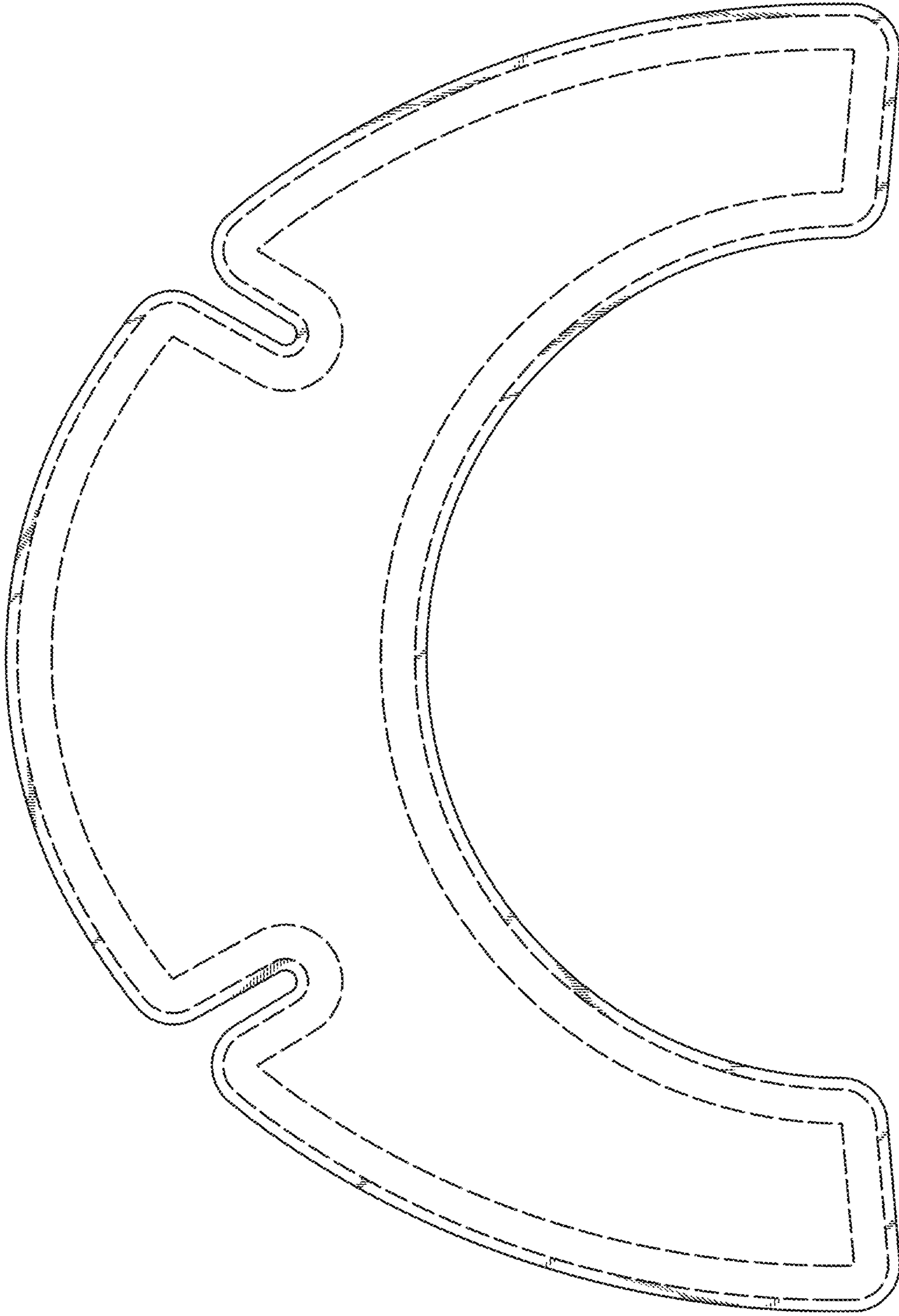


FIG. 1

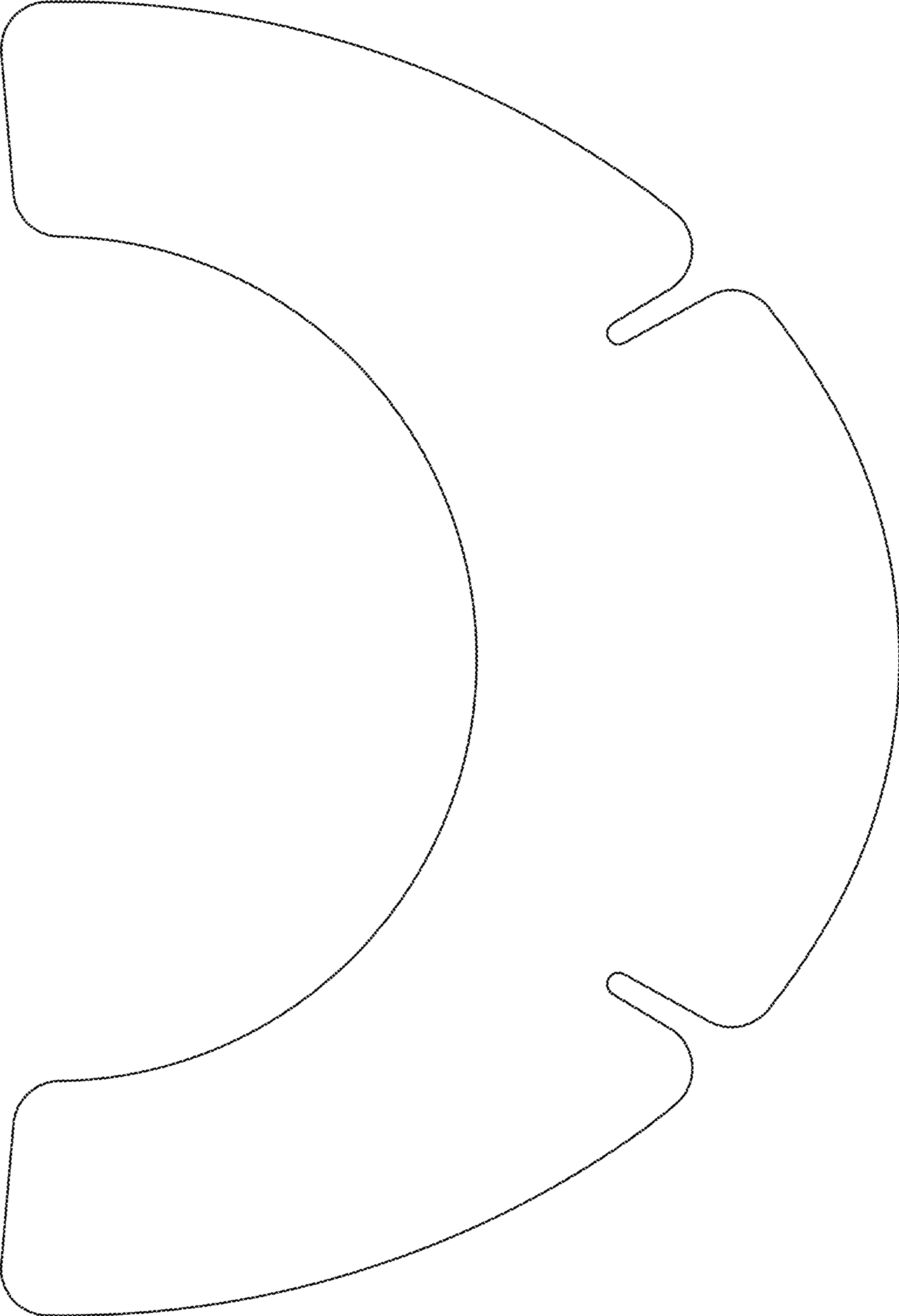


FIG. 2



FIG. 3



FIG. 4

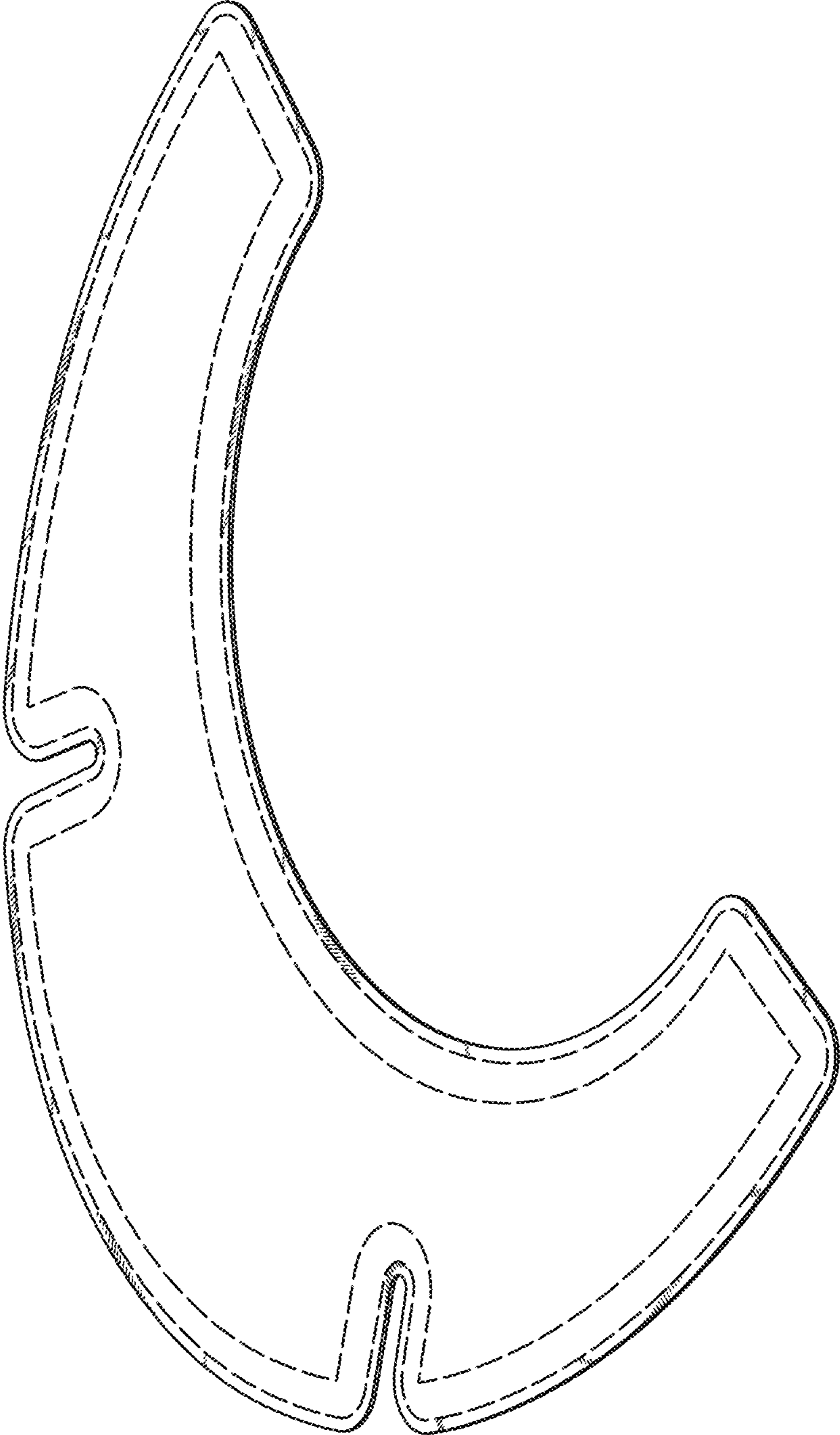


FIG. 5