



US00D920497S

(12) **United States Design Patent**
Li

(10) **Patent No.:** **US D920,497 S**

(45) **Date of Patent:** **** May 25, 2021**

(54) **NECK BAND TYPE FAN**

(71) Applicant: **Shenzhen JISU Technology Co., Ltd,**
Shenzhen (CN)

(72) Inventor: **Xiangfu Li,** Shenzhen (CN)

(**) Term: **15 Years**

(21) Appl. No.: **29/765,125**

(22) Filed: **Jan. 6, 2021**

(30) **Foreign Application Priority Data**

Nov. 30, 2020 (CN) 202030729887.4

(51) **LOC (13) Cl.** **23-04**

(52) **U.S. Cl.**
USPC **D23/370**

(58) **Field of Classification Search**
USPC D23/370-385, 351; D24/206
CPC A61F 2007/0009; A41D 13/0025; A41D
13/0053; A62B 17/005; F04D 25/084;
F04D 29/281; F24F 2221/38; F24F 1/04;
A42B 3/286; A44C 5/0023
See application file for complete search history.

(56) **References Cited**

U.S. PATENT DOCUMENTS

5,802,865 A * 9/1998 Strauss A41D 13/0025
62/259.3
D442,269 S * 5/2001 Pinchuk D23/351
D455,481 S * 4/2002 Christianson D23/351
D457,945 S * 5/2002 Pinchuk D23/351
D638,205 S 5/2011 Castillo

D646,779 S 10/2011 Persson
D676,139 S * 2/2013 Golzari D24/206
D796,023 S 8/2017 Dou et al.
D884,201 S * 5/2020 Fang D24/206
D890,354 S * 7/2020 Fang D24/206
10,709,601 B2 * 7/2020 Adair A61F 7/007
D903,086 S * 11/2020 Liu D23/370
D903,886 S * 12/2020 Hamaguchi D24/206
2003/0055473 A1 * 3/2003 Ramsden A61F 7/10
607/109
2010/0198322 A1 * 8/2010 Joseph A61F 7/007
607/108
2017/0370596 A1 * 12/2017 Lee A41D 13/0025
2018/0064574 A1 * 3/2018 Adair A61F 7/02
2020/0187574 A1 * 6/2020 Te Hsiang F04D 25/0673

* cited by examiner

Primary Examiner — Janice Hallmark

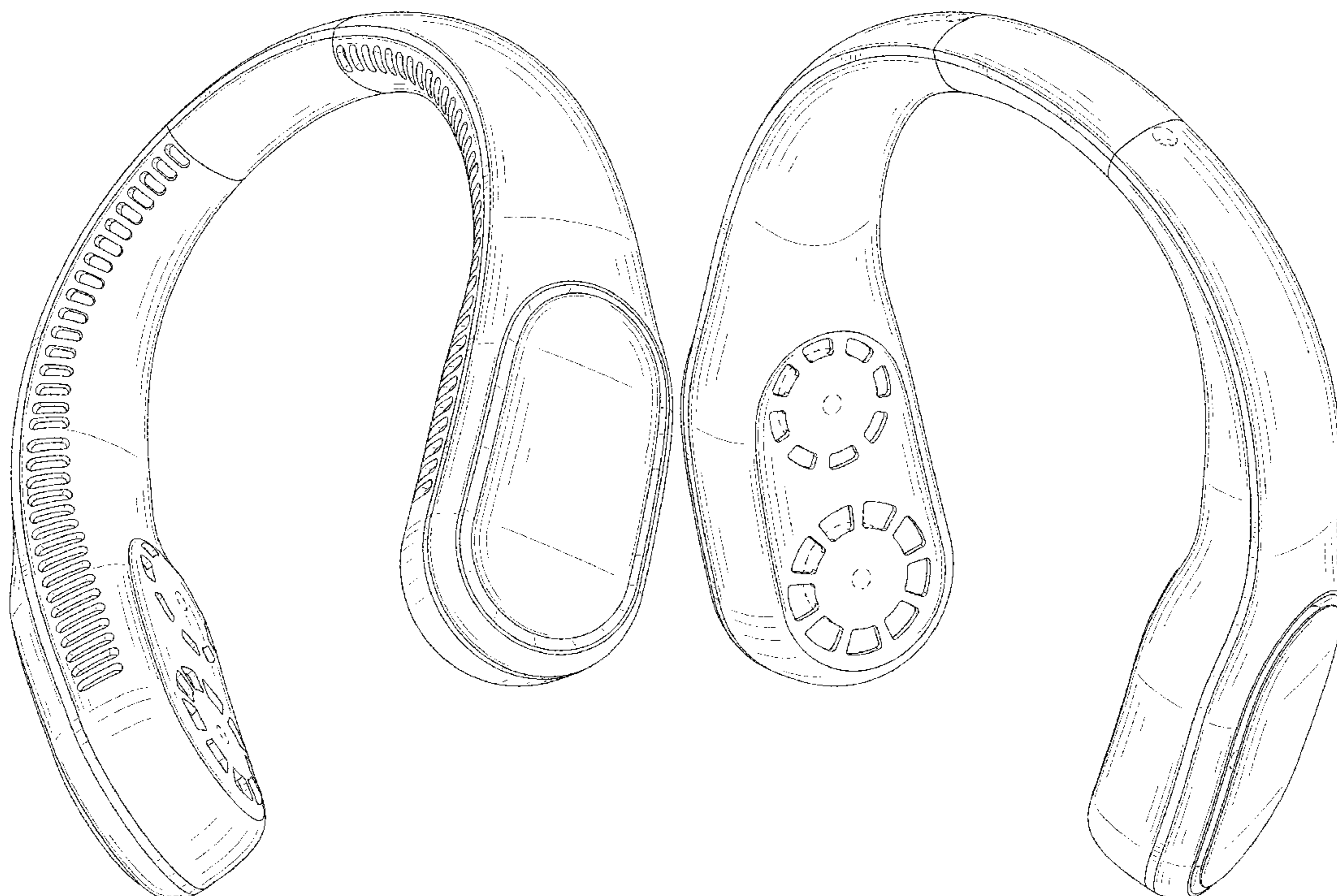
(57) **CLAIM**

The ornamental design for a neck band type fan, as shown and described.

DESCRIPTION

FIG. 1 is a front perspective view of a neck band type fan showing our new design;
FIG. 2 is a rear perspective view of the neck band type fan;
FIG. 3 is a front view of the neck band type;
FIG. 4 is a rear view of the neck band type fan;
FIG. 5 is a left side view of the neck band type fan;
FIG. 6 is a side view of the opposite side of FIG. 5;
FIG. 7 is a top view of the neck band type fan; and,
FIG. 8 is a bottom view of the neck band type fan.
The broken lines shown in the drawings illustrate portions of a neck band type fan that form no part of the claimed design.

1 Claim, 8 Drawing Sheets






FIG. 1

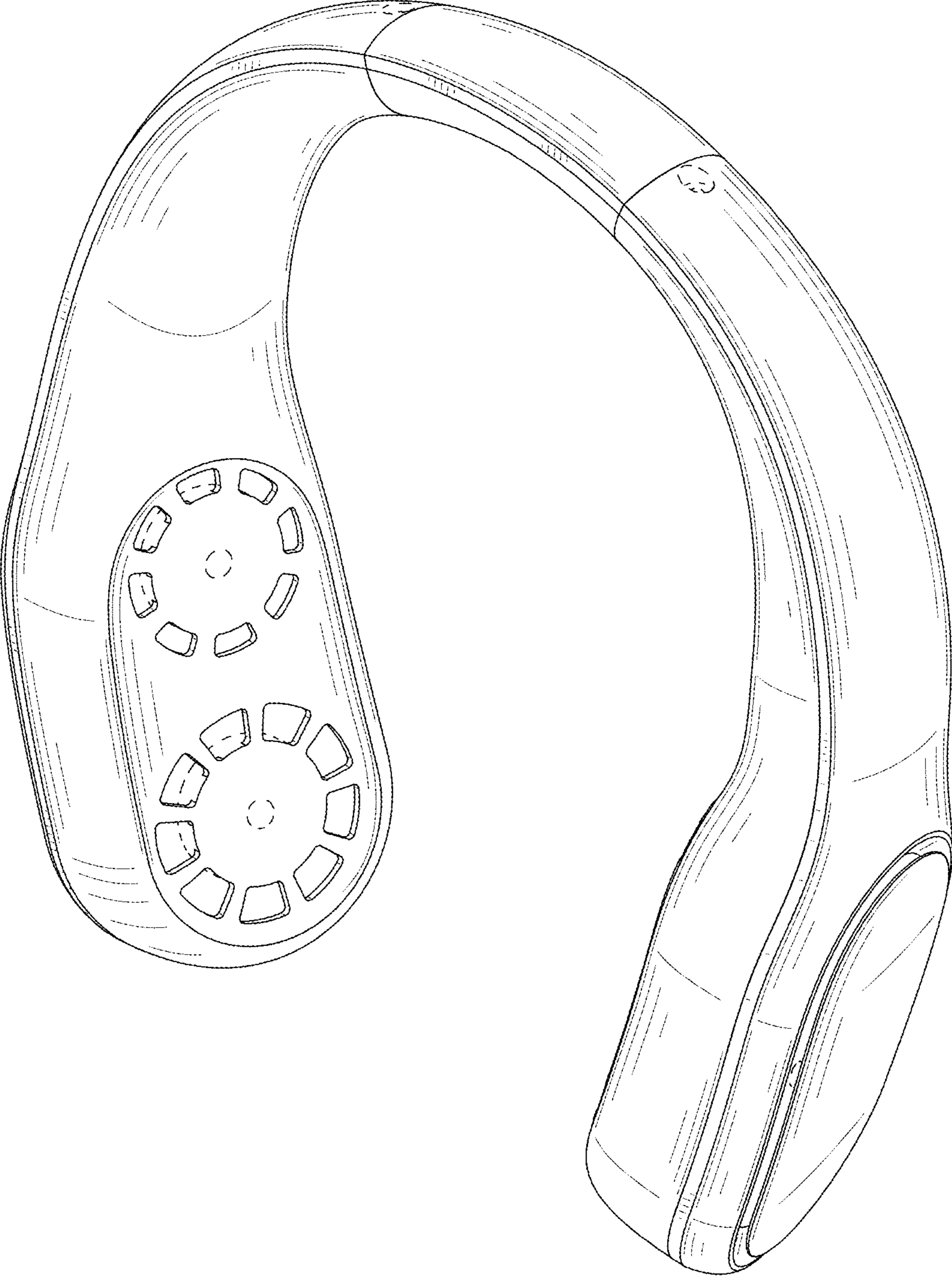


FIG. 2



FIG. 3

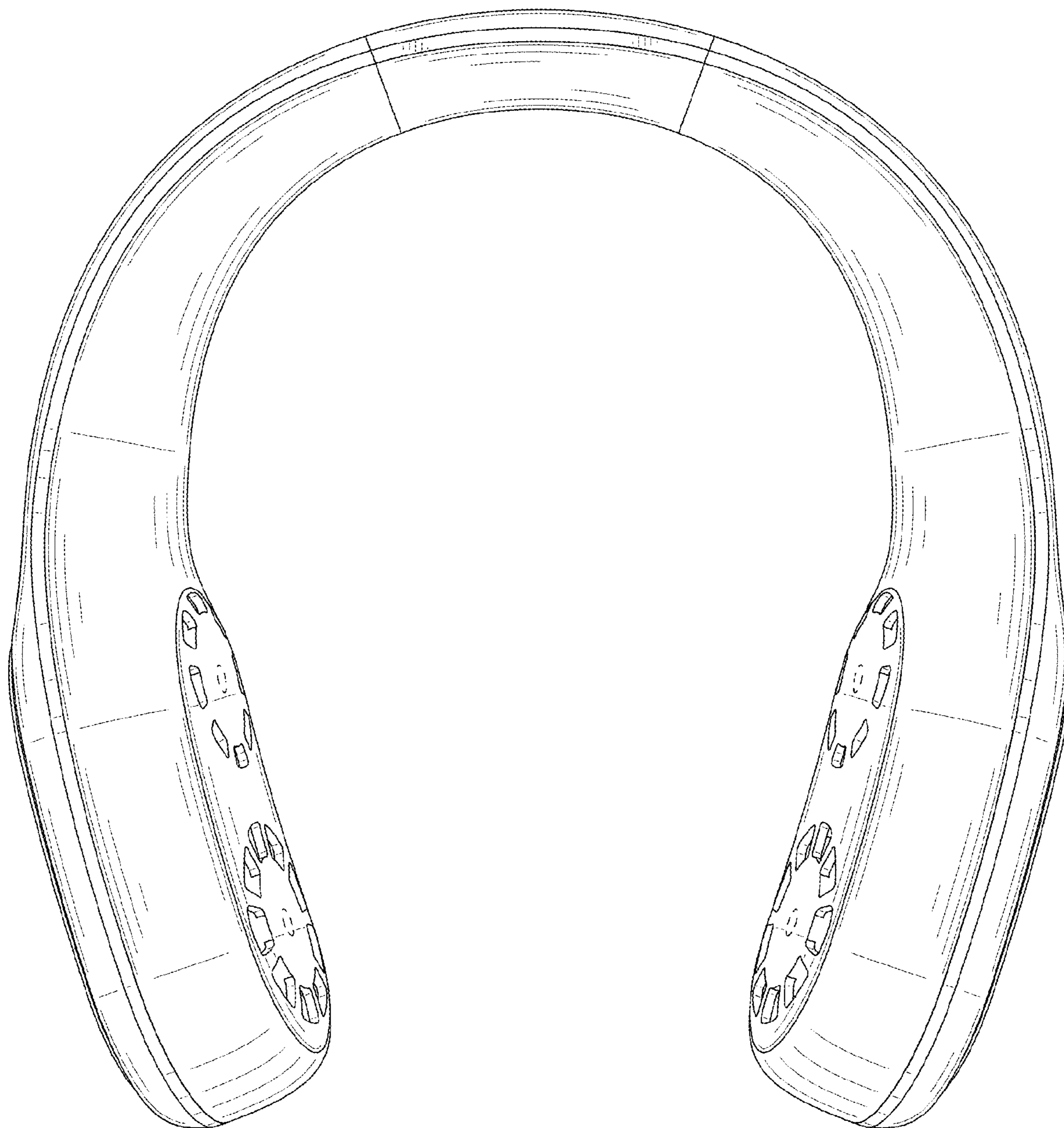


FIG. 4

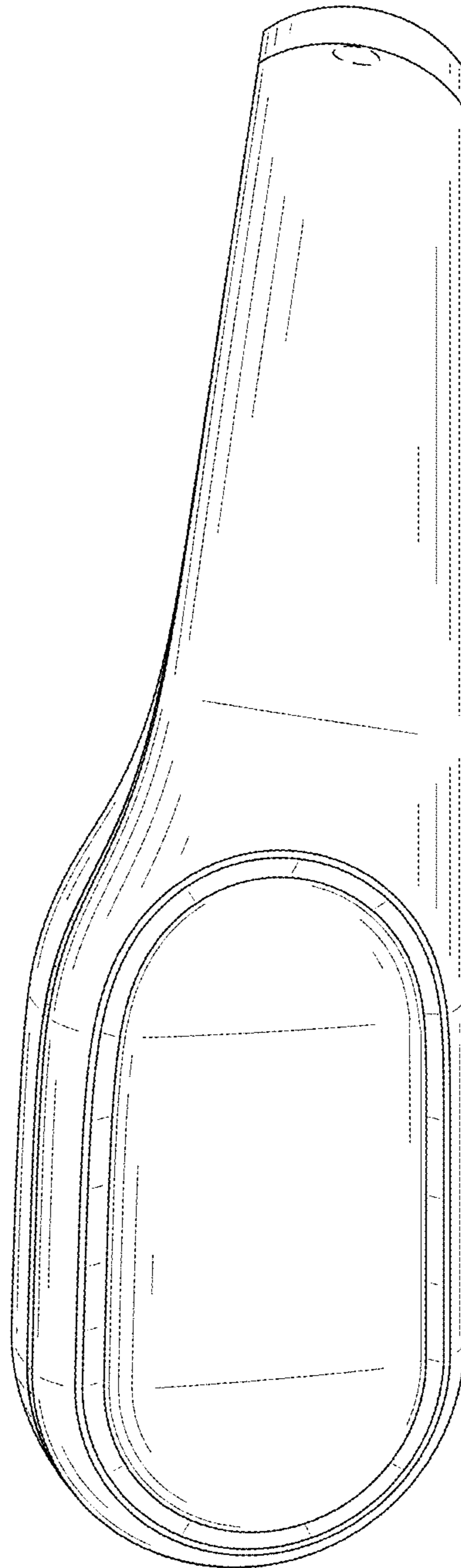


FIG. 5

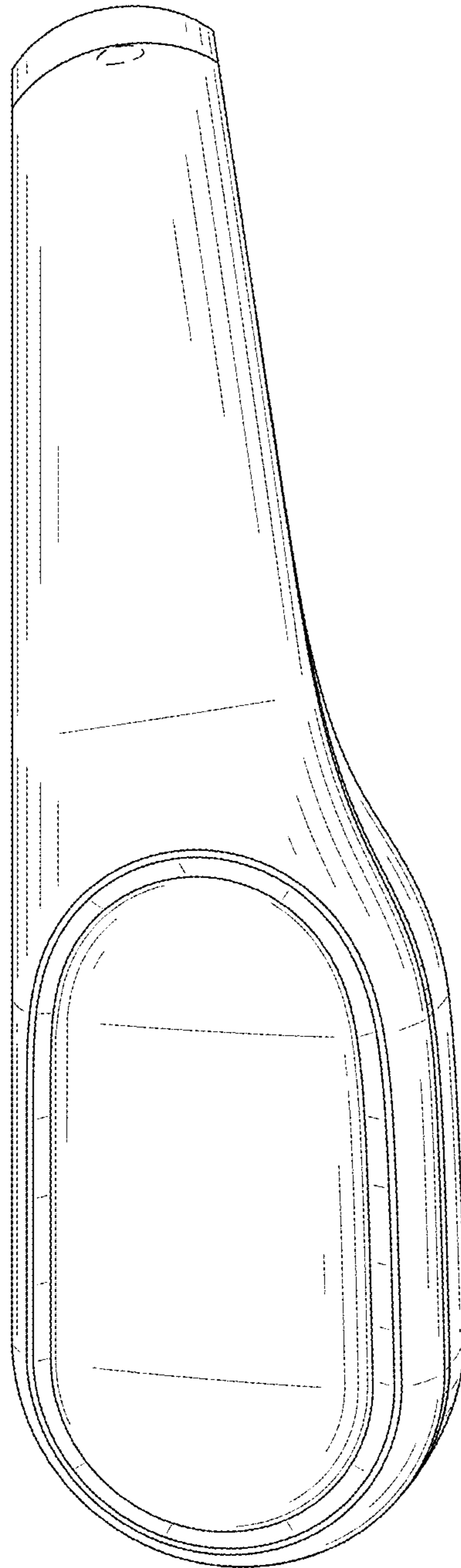


FIG. 6

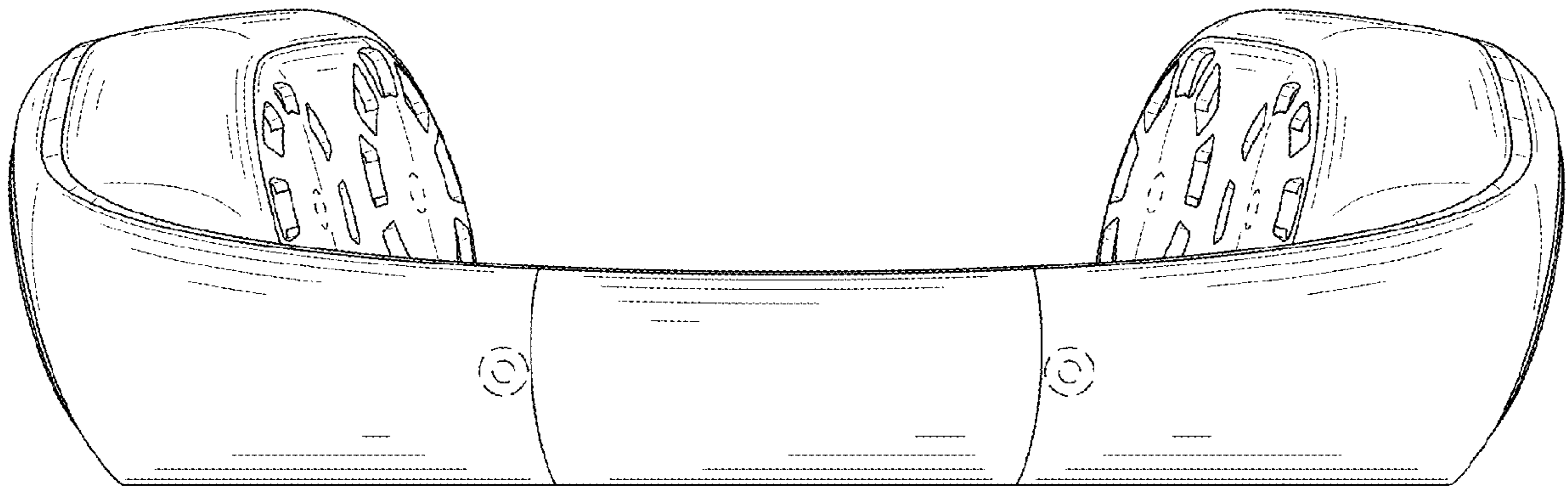


FIG. 7

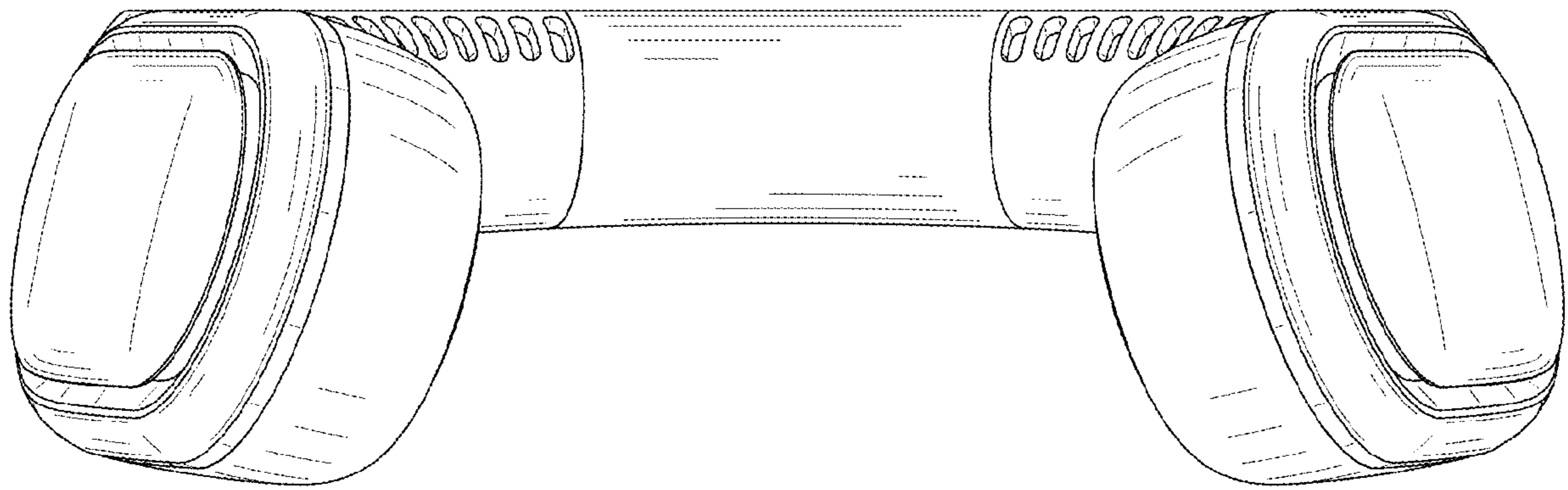


FIG. 8