



US00D920493S

(12) **United States Design Patent**
Alexander

(10) **Patent No.:** **US D920,493 S**

(45) **Date of Patent:** **** May 25, 2021**

(54) **ESSENTIAL OIL DIFFUSER**

(71) Applicant: **Matthew Aaron Alexander**, Orem, UT
(US)

(72) Inventor: **Matthew Aaron Alexander**, Orem, UT
(US)

(**) Term: **15 Years**

(21) Appl. No.: **29/690,388**

(22) Filed: **May 7, 2019**

(51) **LOC (13) Cl.** **28-99**

(52) **U.S. Cl.**
USPC **D23/366**

(58) **Field of Classification Search**
USPC D23/355, 356, 358, 359, 360, 364, 366;
D7/316, 505; D9/435, 444, 504, 519,
D9/529, 686; D11/131.1; D28/89;
D99/5; D10/106.5
CPC . A61L 9/03; A61L 9/012; A61L 9/015; A61L
9/037; F41J 1/01

See application file for complete search history.

(56) **References Cited**

U.S. PATENT DOCUMENTS

D367,622 S *	3/1996	DeWitt	D10/106.5
D522,118 S *	5/2006	Miro	D23/366
D568,304 S *	5/2008	Park	D14/240
D609,636 S *	2/2010	Jensen	D13/108
D611,588 S *	3/2010	Jorgensen	D23/366
8,505,158 B2 *	8/2013	Han	A47L 7/02 15/347
D748,180 S *	1/2016	Scalisi	D16/203
D764,320 S *	8/2016	Li	D10/50

D798,490 S *	9/2017	Haines	D26/104
D809,951 S *	2/2018	Yang	D10/104.1
D814,954 S *	4/2018	Bolger	D10/106.5
D818,849 S *	5/2018	Copparstad	D10/50
D843,238 S *	3/2019	Rose	D10/50
D850,939 S *	6/2019	Siminoff	D10/53
D852,077 S *	6/2019	Seaberry	D10/118
D855,193 S *	7/2019	Levi	D24/200
D859,364 S *	9/2019	Chalabi	D14/216
D860,026 S *	9/2019	Siminoff	D10/106.3
D878,325 S *	3/2020	Paterson	D14/203.1
D884,536 S *	5/2020	Liu	D10/106.5
D891,962 S *	8/2020	Siminoff	D10/106.5
D898,024 S *	10/2020	Lai	D14/371
D900,812 S *	11/2020	Friedman	D14/357

* cited by examiner

Primary Examiner — John A Voytek

(74) *Attorney, Agent, or Firm* — Superior IP, PLLC;
Dustin Call

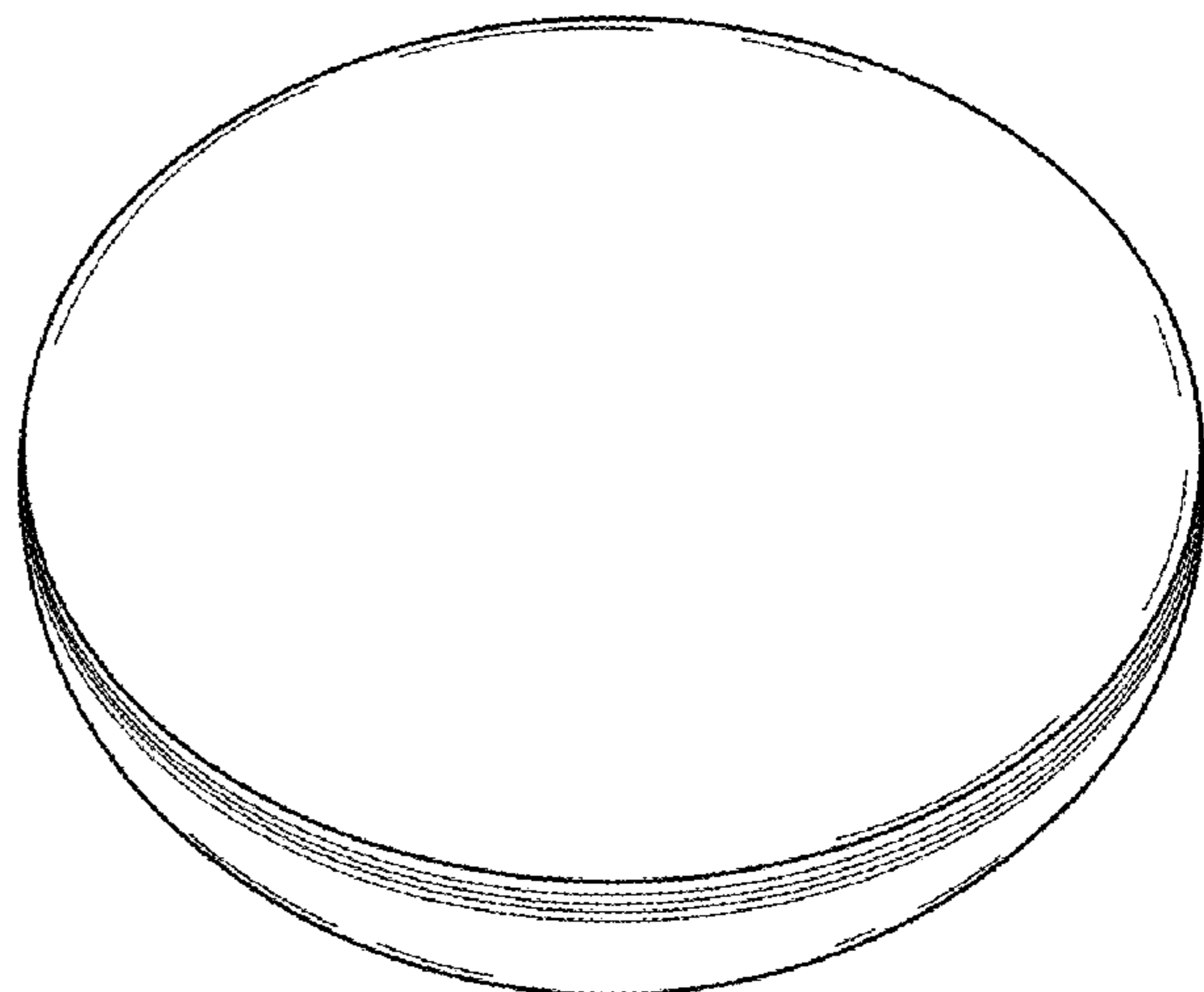
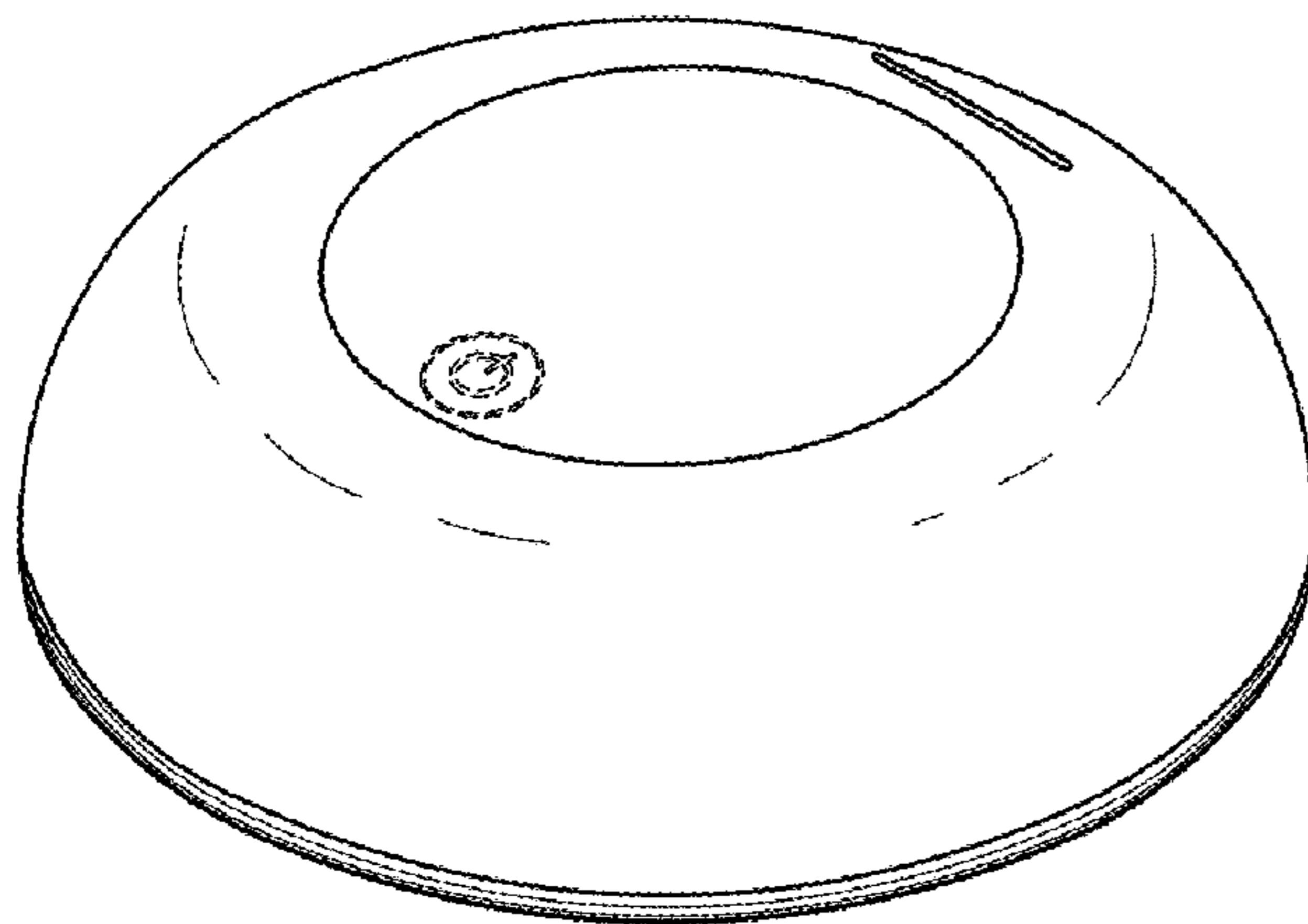
(57) **CLAIM**

The ornamental design for an essential oil diffuser, as shown and described.

DESCRIPTION

FIG. 1 is a front view of an essential oil diffuser;
FIG. 2 is a rear view thereof;
FIG. 3 is a bottom view thereof;
FIG. 4 is a top view thereof;
FIG. 5 is a side view thereof;
FIG. 6 is a front right top perspective view thereof; and,
FIG. 7 is a rear left bottom perspective view thereof.
The broken lines are for the purpose of illustration and form no part of the claimed design.

1 Claim, 4 Drawing Sheets



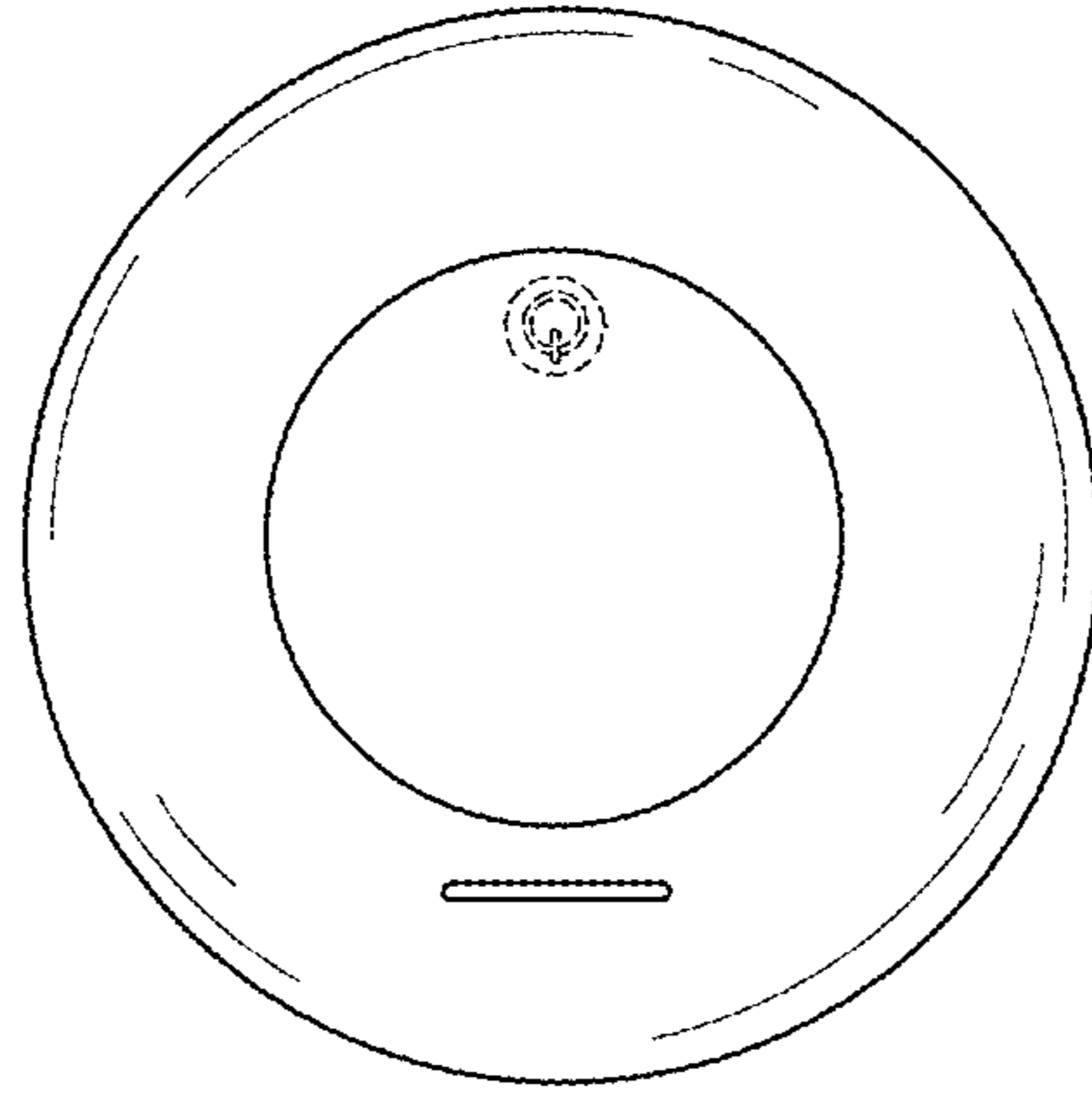


FIG. 1

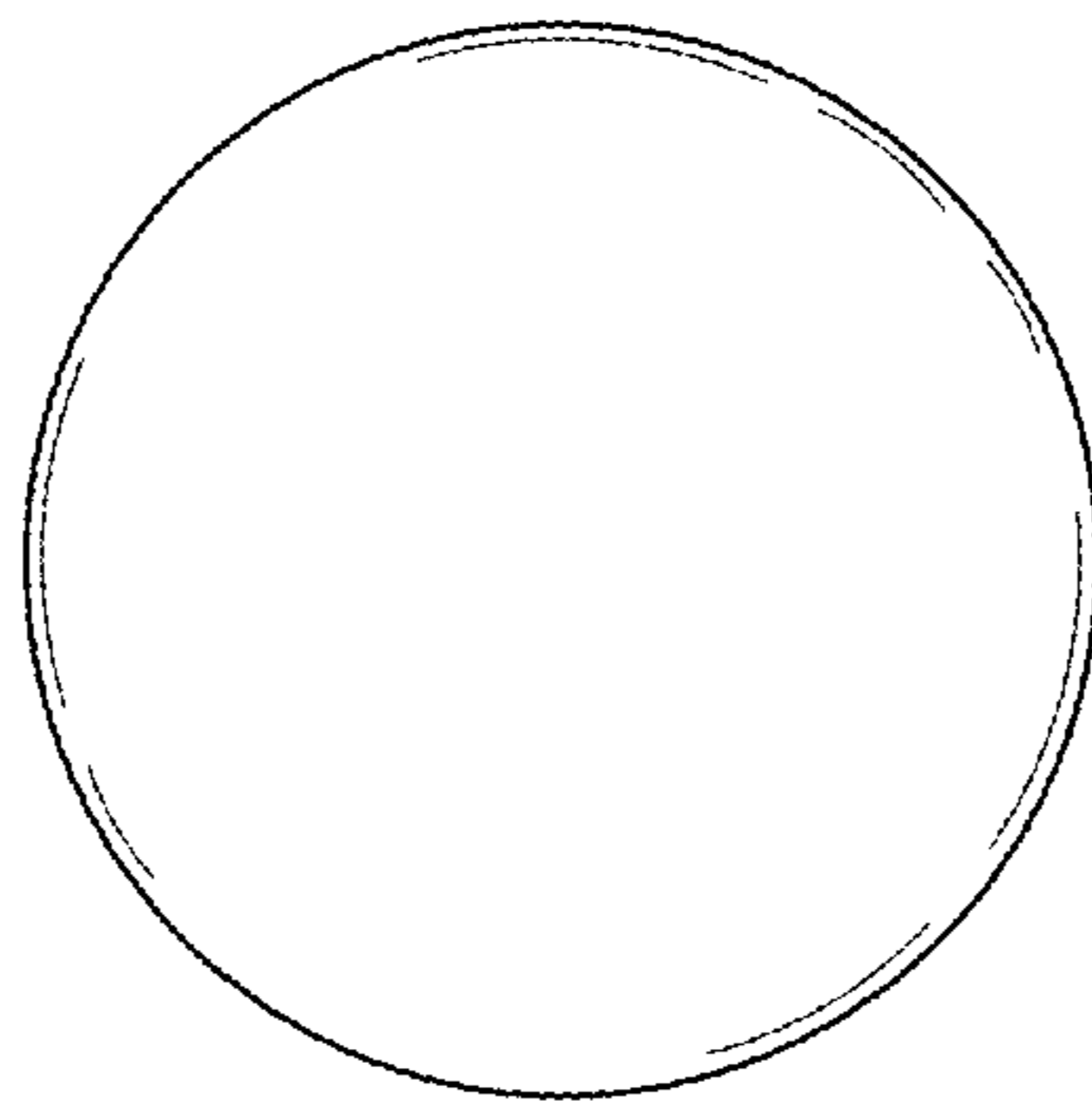


FIG. 2



FIG. 3

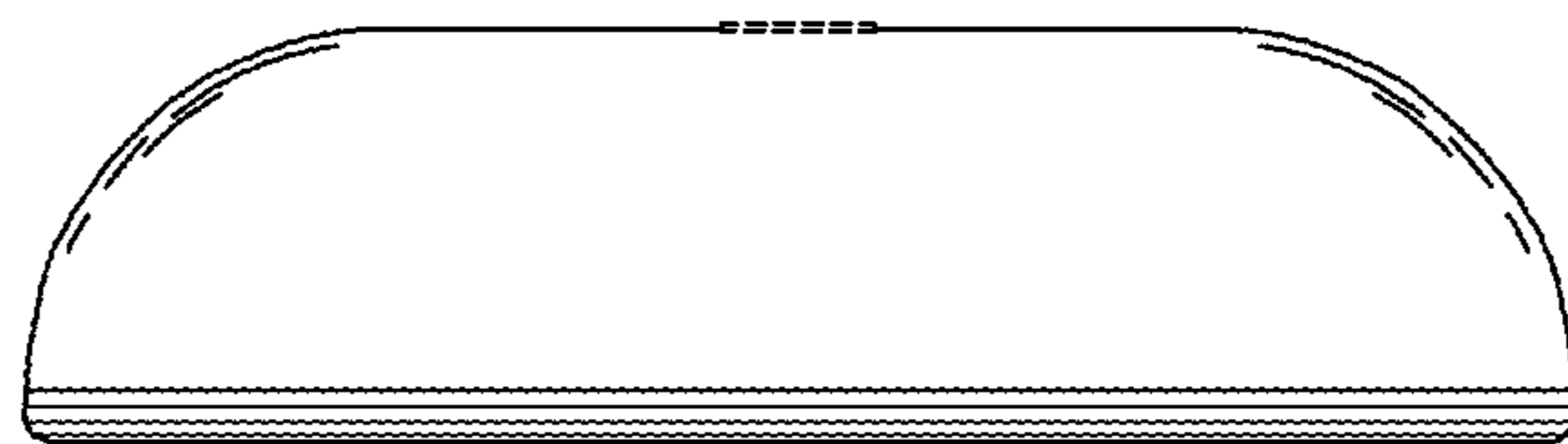


FIG. 4

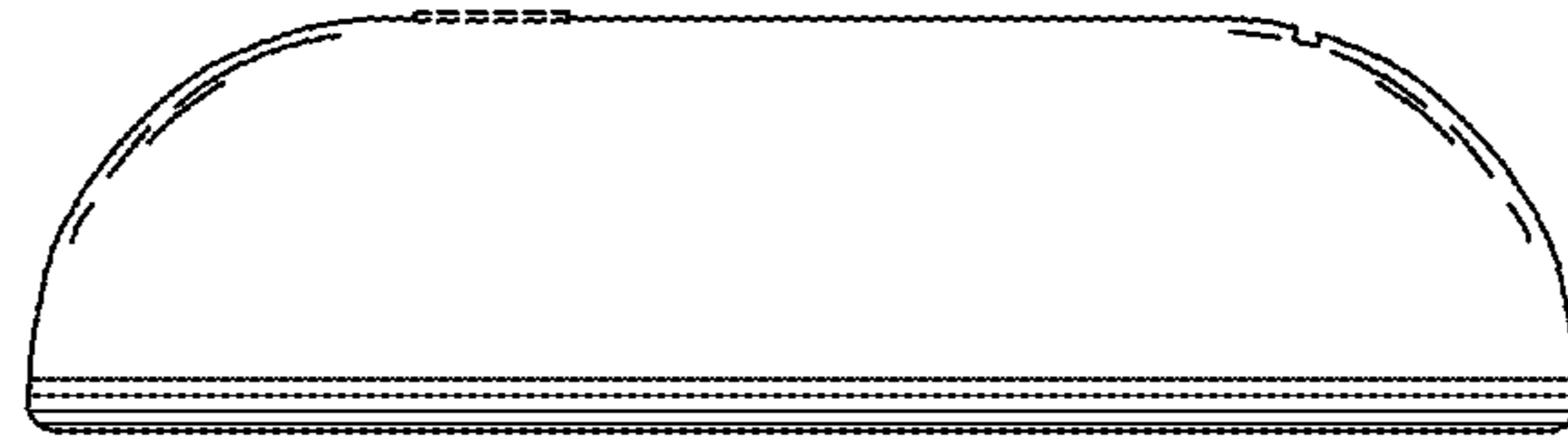


FIG. 5

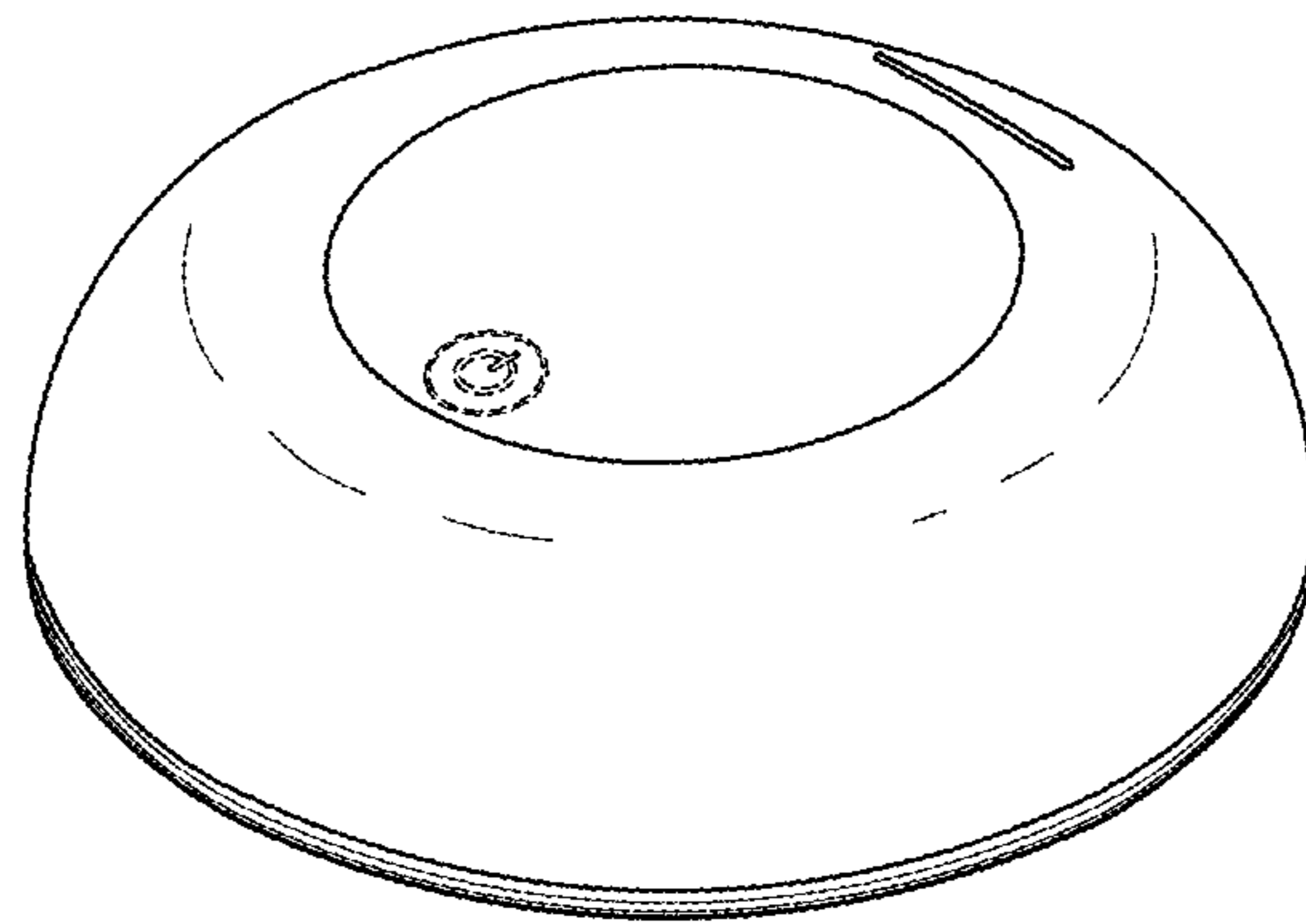


FIG. 6

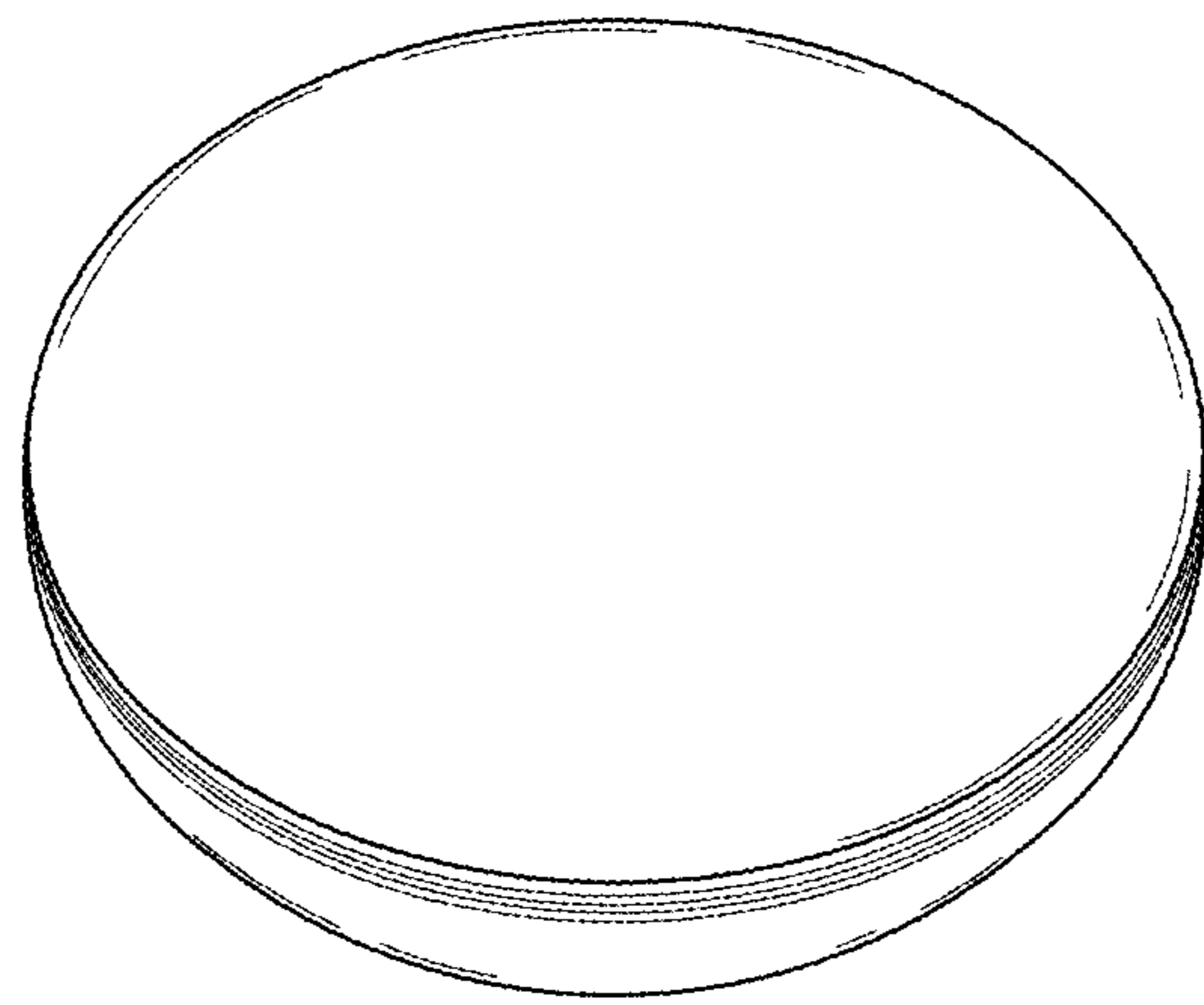


FIG. 7