

US00D920463S

(12) **United States Design Patent** (10) **Patent No.:** **US D920,463 S**  
**Bost** (45) **Date of Patent:** **\*\* May 25, 2021**

(54) **CONE PEST TRAP DEVICE**

OTHER PUBLICATIONS

(71) Applicant: **Tony Bost**, Sumner, TX (US)

Tablecraft BAMDCN5 1.5 oz. Mini Wooden Disposable Serving Cone—50 Pack—2003-2021 . . . <https://www.webstaurantstore.com/tablecraft-bamdcn5-1-5-oz-mini-wooden-disposable-serving-cone-pack/808BAMDCN5.html>.\*

(72) Inventor: **Tony Bost**, Sumner, TX (US)

(73) Assignee: **Royalties of Royalty, LLC**, Paris, TX (US)

\* cited by examiner

(\*\*) Term: **15 Years**

*Primary Examiner* — Catherine R Oliver-Garcia

(21) Appl. No.: **29/737,700**

(74) *Attorney, Agent, or Firm* — Law of Office of Jeff Williams PLLC; J. Oliver Williams

(22) Filed: **Jun. 11, 2020**

**Related U.S. Application Data**

(63) Continuation-in-part of application No. 16/875,399, filed on May 15, 2020, which is a continuation-in-part of application No. 16/775,220, filed on Jan. 28, 2020, which is a continuation-in-part of application No. 16/533,762, filed on Aug. 6, 2019, now Pat. No. 10,674,716.

(57) **CLAIM**

The ornamental design for a cone pest trap device, as shown.

(51) **LOC (13) Cl.** ..... **22-06**

**DESCRIPTION**

(52) **U.S. Cl.**  
USPC ..... **D22/122**

FIG. 1 is an oblique view of a cone pest trap device according to the present application.

(58) **Field of Classification Search**  
USPC ..... D22/122; 43/107, 111–113, 121–122, 43/124, 131–132, 138–139  
CPC ..... A01M 1/02; A01M 1/14; A01M 1/106; A01M 2200/012; A01M 1/04; A01M 1/10; A01M 1/00; Y02A 50/371  
See application file for complete search history.

FIG. 2 is a front view of the cone pest trap device of FIG. 1.

FIG. 3 is a rear view of the cone pest trap device of FIG. 1. FIG. 4 is a right view of the cone pest trap device of FIG. 1.

(56) **References Cited**

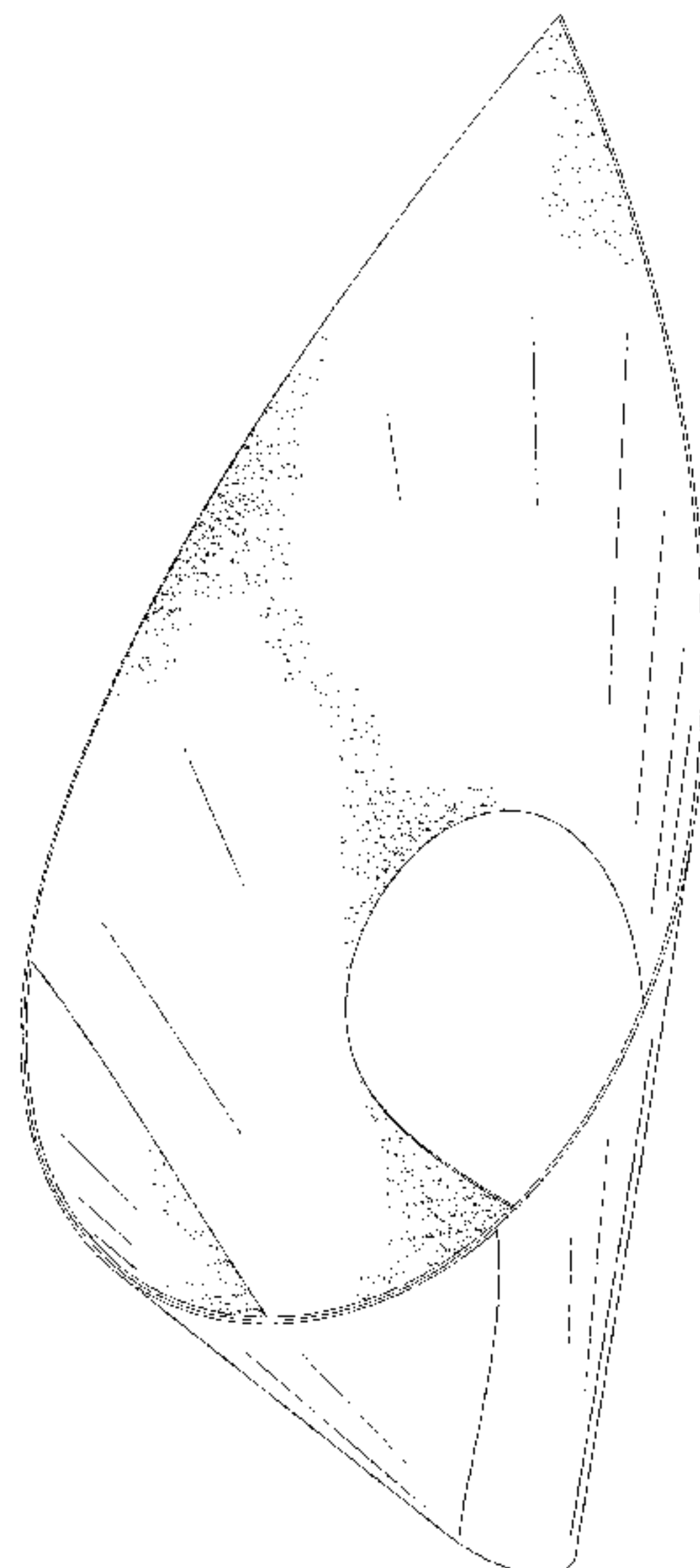
**U.S. PATENT DOCUMENTS**

4,133,137 A \* 1/1979 van Adelsberg ..... A01M 1/02  
43/114  
D695,874 S \* 12/2013 Gaither ..... D22/122  
D825,732 S \* 8/2018 Gobber ..... D23/367  
D834,170 S \* 11/2018 Gobber ..... D23/367

FIG. 5 is a left view of the cone pest trap device of FIG. 1. FIG. 6 is a top view of the cone pest trap device of FIG. 1. FIG. 7 is a bottom view of the cone pest trap device of FIG. 1; and,

FIG. 8 is an alternate oblique view of the cone pest trap device of FIG. 1.

**1 Claim, 7 Drawing Sheets**



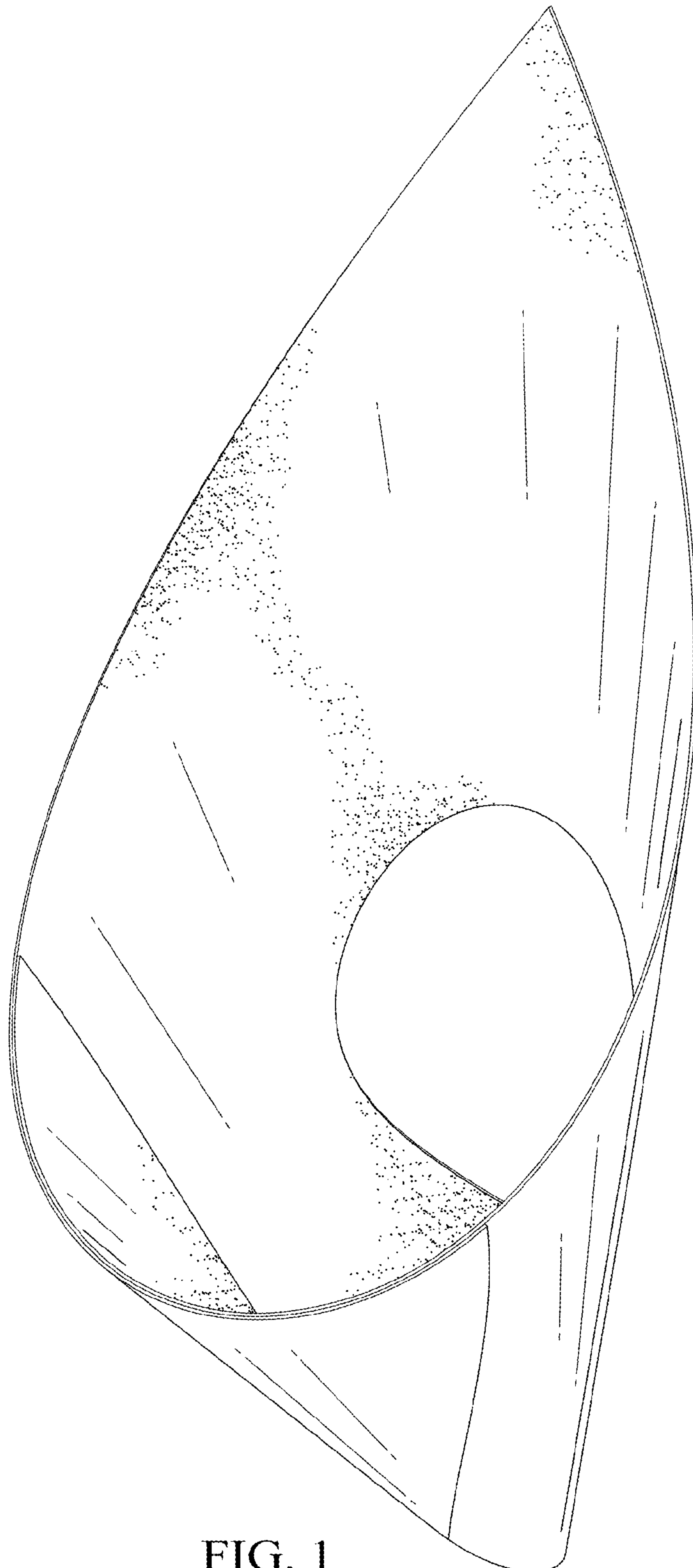


FIG. 1



FIG. 2

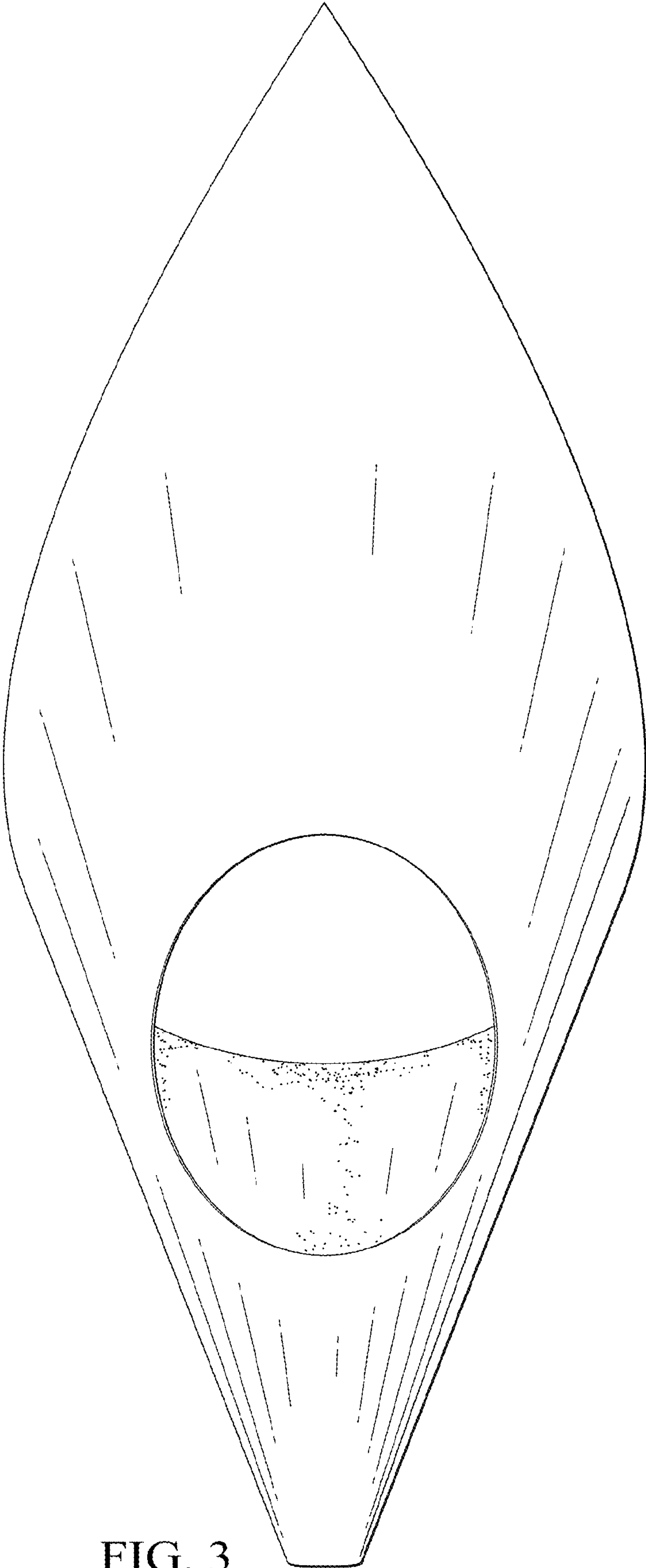


FIG. 3




FIG. 4

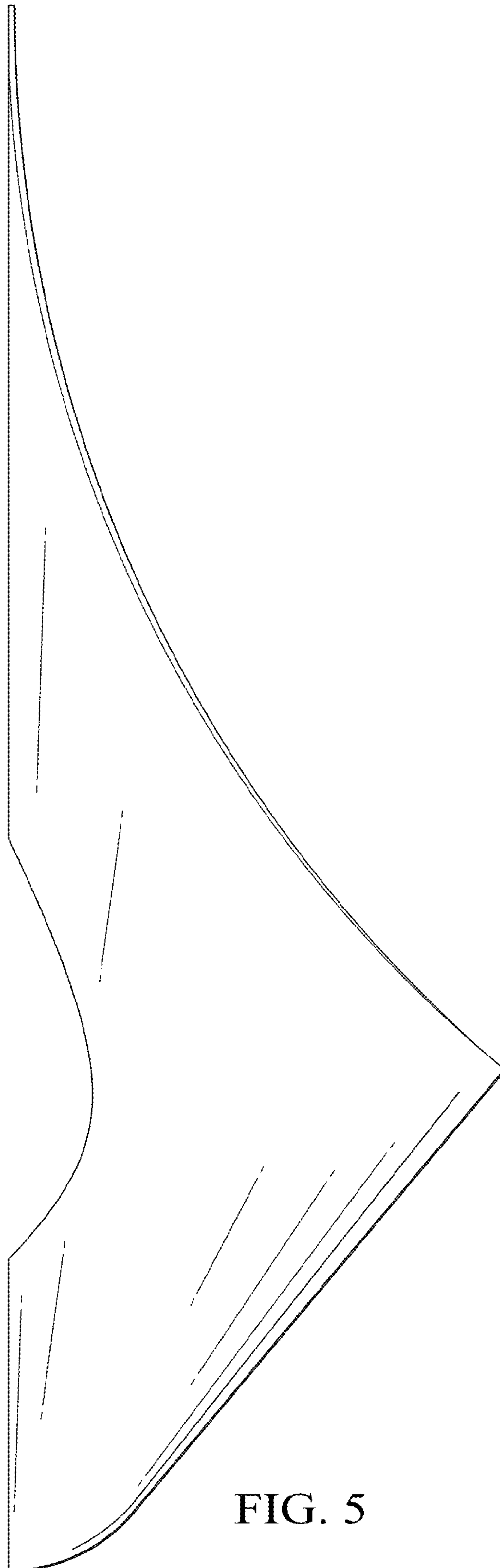


FIG. 5



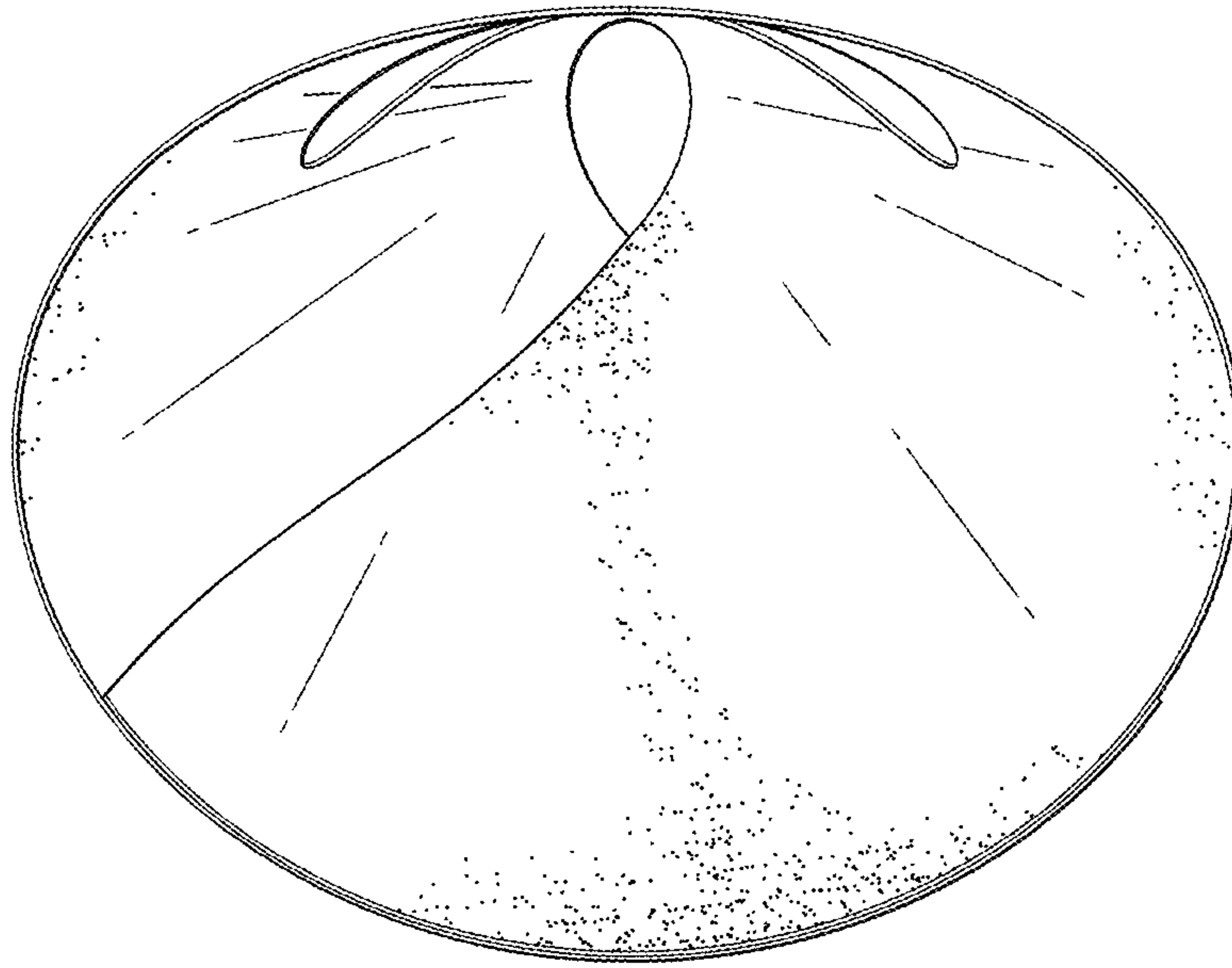


FIG. 6

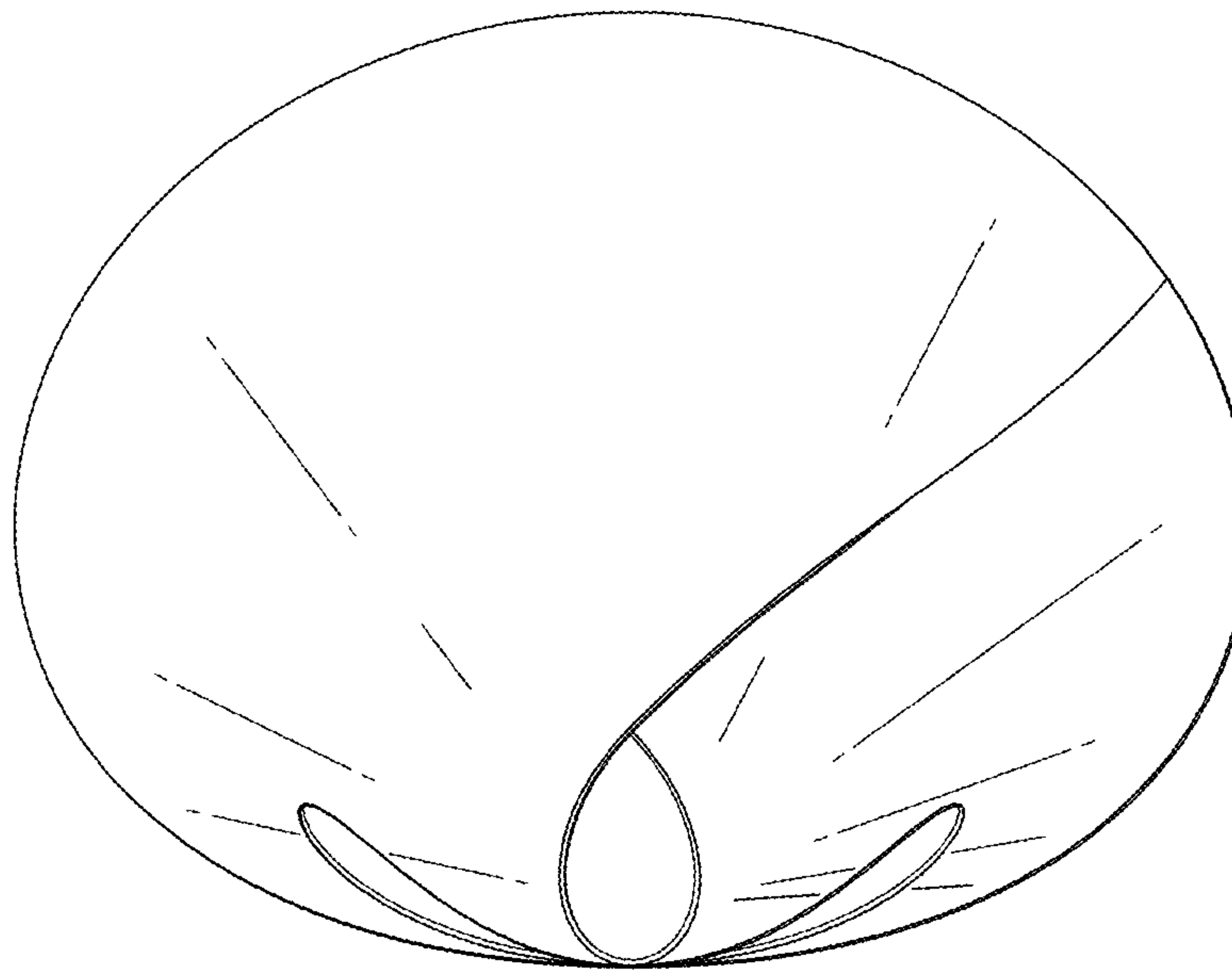


FIG. 7

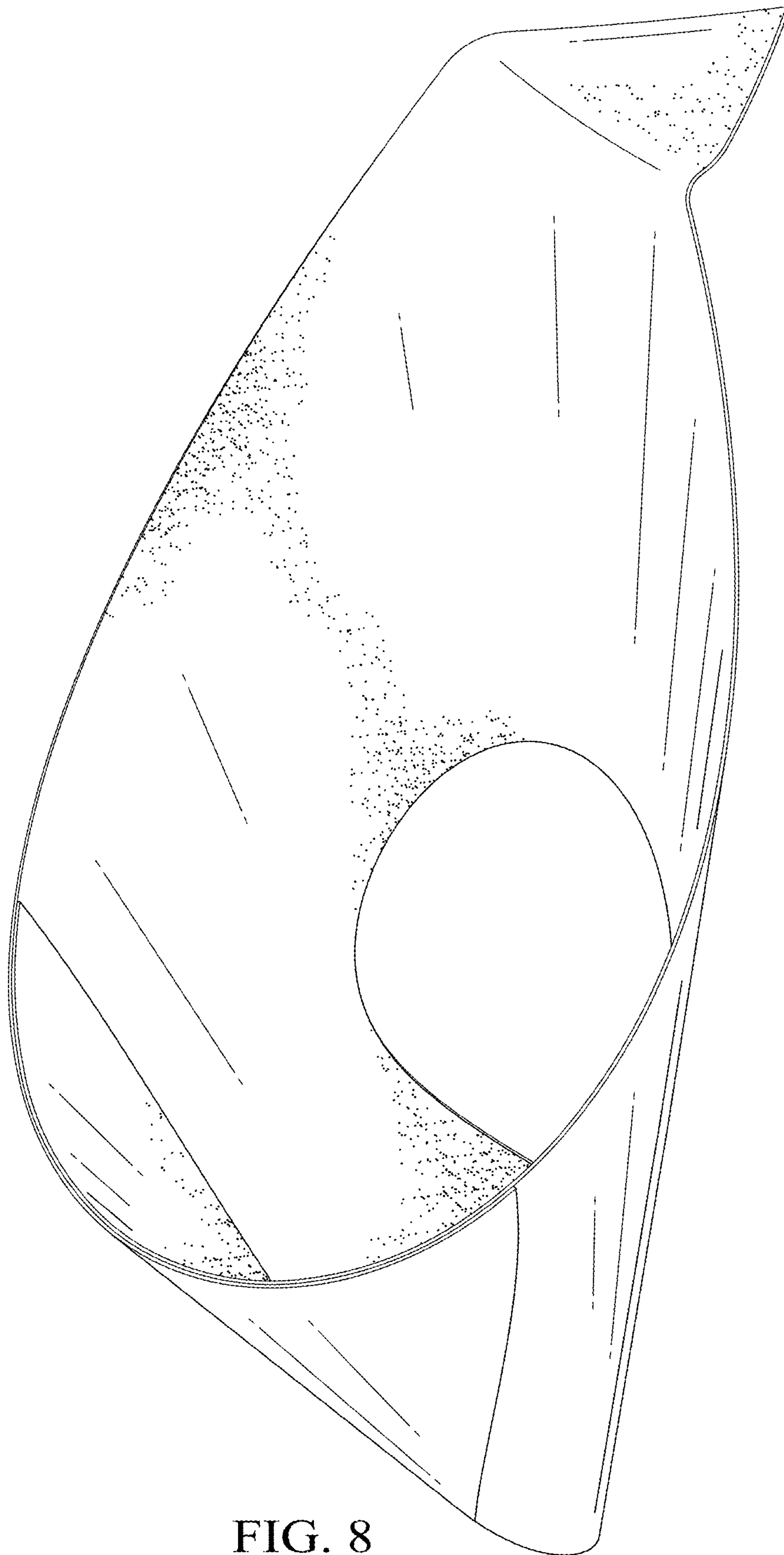


FIG. 8