



US00D920455S

(12) **United States Design Patent**
Chun et al.

(10) **Patent No.:** **US D920,455 S**

(45) **Date of Patent:** **** May 25, 2021**

(54) **GOLF CLUB HEAD**

(71) Applicant: **Acushnet Company**, Fairhaven, MA
(US)

(72) Inventors: **Kevin J. Chun**, Encinitas, CA (US);
Mitchell E. Bac, Temecula, CA (US)

(73) Assignee: **Acushnet Company**, Fairhaven, MA
(US)

(**) Term: **15 Years**

(21) Appl. No.: **29/708,124**

(22) Filed: **Oct. 3, 2019**

(51) **LOC (13) Cl.** **21-02**

(52) **U.S. Cl.**
USPC **D21/752**

(58) **Field of Classification Search**
USPC D21/733, 752, 759
CPC A63B 53/00; A63B 53/04; A63B 53/0466;
A63B 2053/002; A63B 2053/0445; A63B
2053/0433; A63B 2053/0491; A63B
2053/0437; A63B 60/00; A63B 60/46
See application file for complete search history.

D714,892 S *	10/2014	Atwell	D21/752
D716,889 S *	11/2014	Dolezel	D21/759
D732,124 S *	6/2015	Trahan	D21/759
D756,474 S *	5/2016	Trahan	D21/759
D786,991 S *	5/2017	Tang	D21/759
D786,992 S *	5/2017	Tang	D21/759
D786,993 S *	5/2017	Tang	D21/759
D811,503 S *	2/2018	Bacon	D21/752
D812,168 S *	3/2018	Kim	D21/759
D813,327 S *	3/2018	Kim	D21/752
D813,328 S *	3/2018	Tang	D21/752
D814,582 S *	4/2018	Bacon	D21/752
D814,583 S *	4/2018	Stokke	D21/752
D815,223 S *	4/2018	Stokke	D21/752
D823,958 S *	7/2018	Stokke	D21/752
D825,013 S *	8/2018	Milleman	D21/752
D834,116 S *	11/2018	Chun	D21/752
D834,118 S *	11/2018	Song	D21/759
D846,050 S *	4/2019	Song	D21/752
D846,673 S *	4/2019	Song	D21/752
D867,501 S *	11/2019	Chun	D21/752

(Continued)

Primary Examiner — Mitchell I. Siegel

(74) *Attorney, Agent, or Firm* — Randy K. Chang

(57) **CLAIM**

The ornamental design for golf club head, as shown and described.

DESCRIPTION

FIG. 1 is a perspective sole view of a golf club head showing our design;

FIG. 2 is a bottom plan view thereof;

FIG. 3 is a top plan view thereof;

FIG. 4 is a rear elevational view thereof;

FIG. 5 is a front elevation view thereof;

FIG. 6 is a toe end view thereof; and,

FIG. 7 is a heel end view thereof.

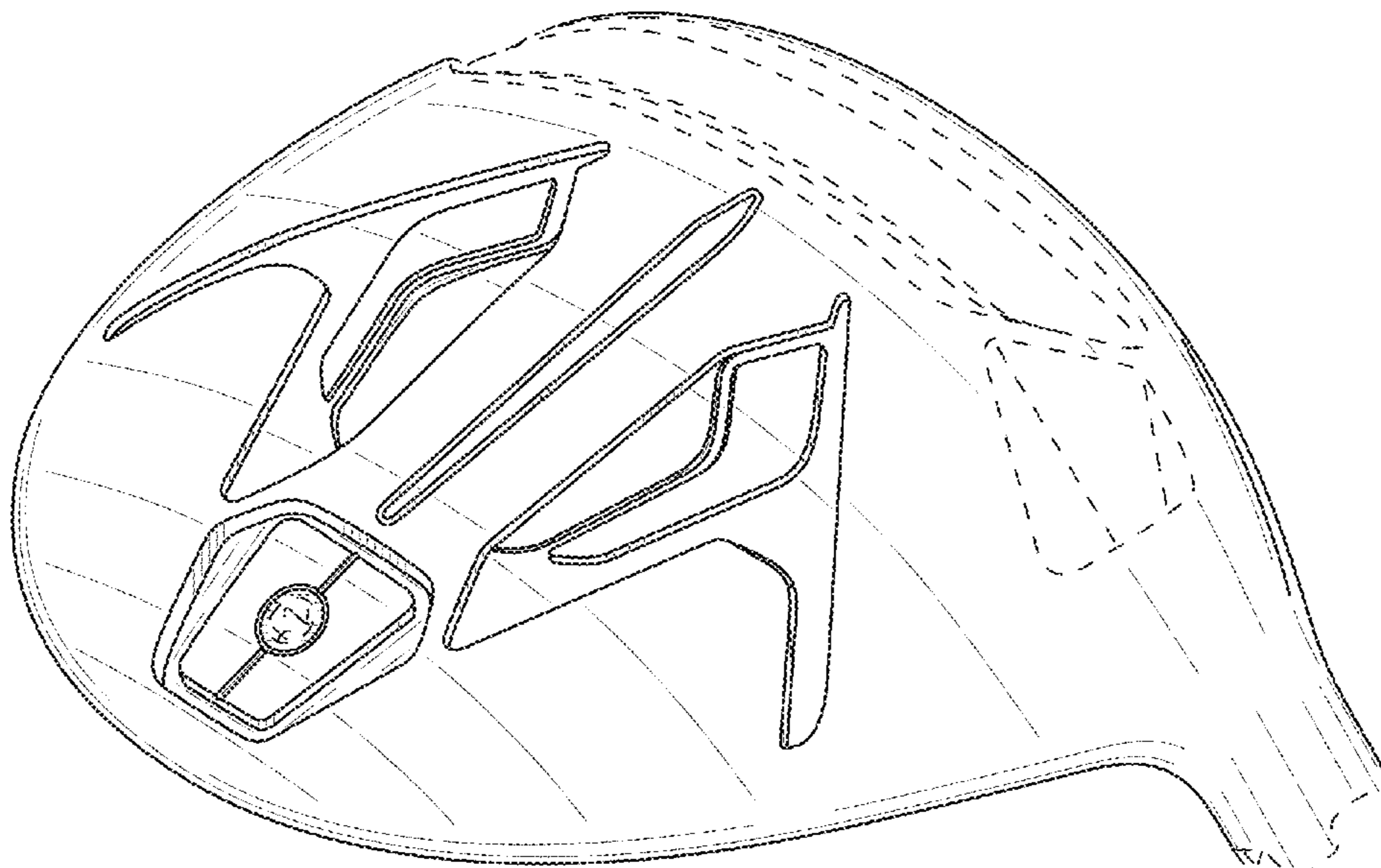
The broken lines shown on the drawing figures form no part of the claimed design.

1 Claim, 3 Drawing Sheets

(56) **References Cited**

U.S. PATENT DOCUMENTS

D472,950 S *	4/2003	Burnett	D21/752
D523,918 S *	6/2006	Foster	D21/752
D524,891 S *	7/2006	Foster	D21/752
D603,919 S *	11/2009	Gray	D21/752
D604,376 S *	11/2009	Darley	D21/752
D614,711 S *	4/2010	Harbert	D21/752
D631,111 S *	1/2011	Bennett	D21/752
D663,371 S *	7/2012	Kim	D21/752
D665,863 S *	8/2012	Gonzalez	D21/759
D707,767 S *	6/2014	Song	D21/752
D708,686 S *	7/2014	Day	D21/752
D709,150 S *	7/2014	Day	D21/752



(56)

References Cited

U.S. PATENT DOCUMENTS

D867,502 S	*	11/2019	Song	D21/752
D867,503 S	*	11/2019	Chun	D21/752
D877,834 S	*	3/2020	Song	D21/759
D895,041 S	*	9/2020	Chun	D21/752

* cited by examiner

FIG. 1

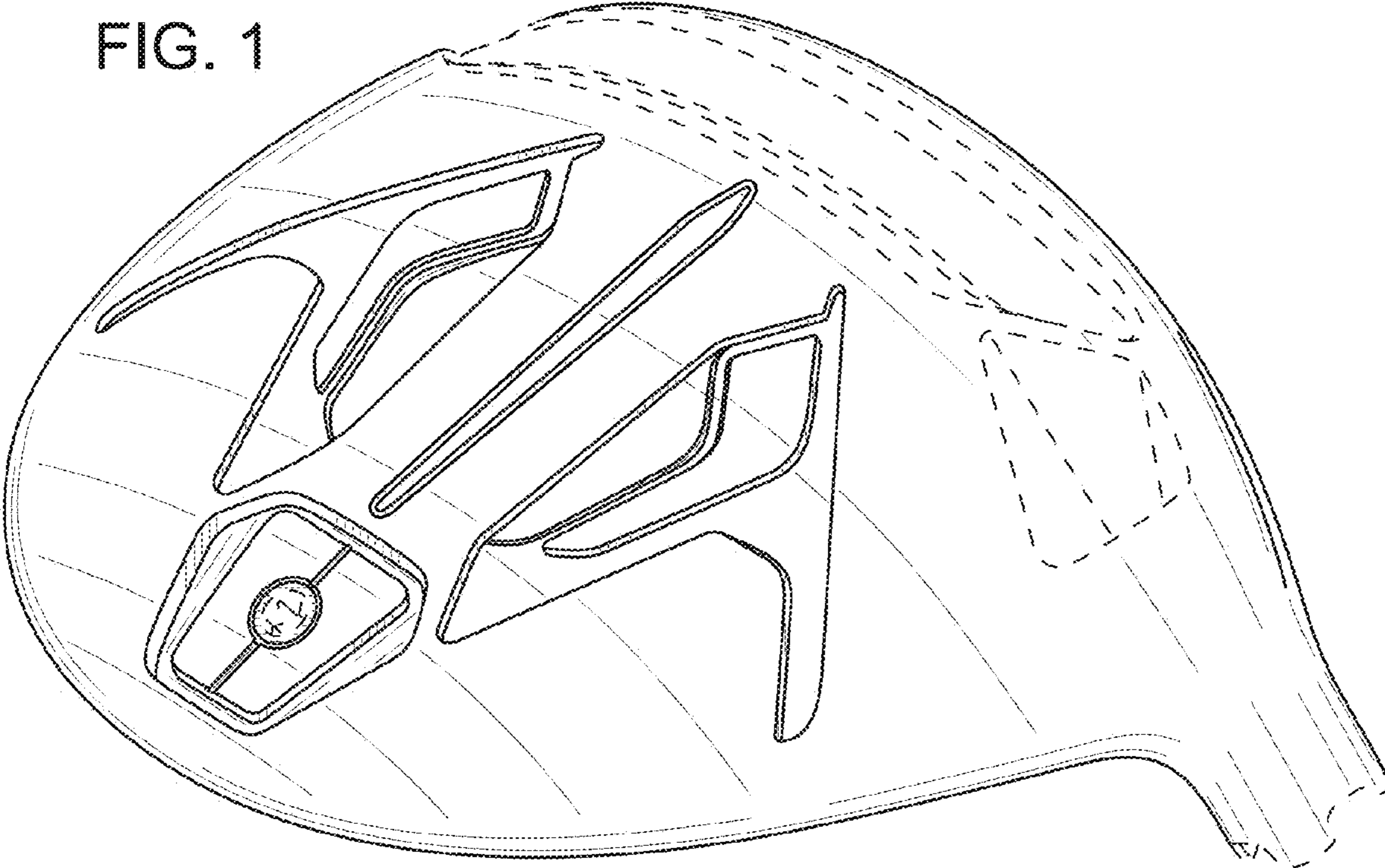


FIG. 2

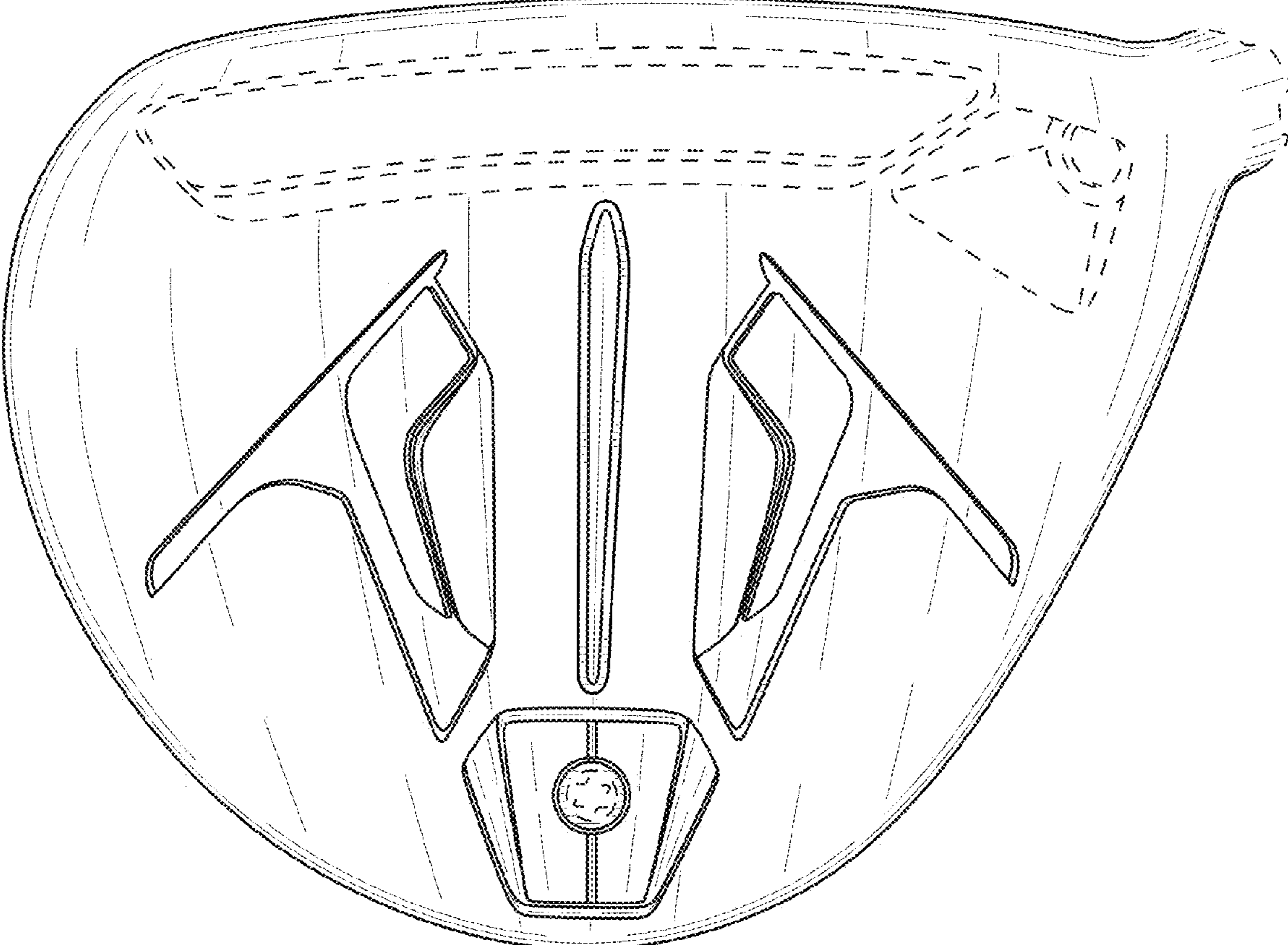


FIG. 3

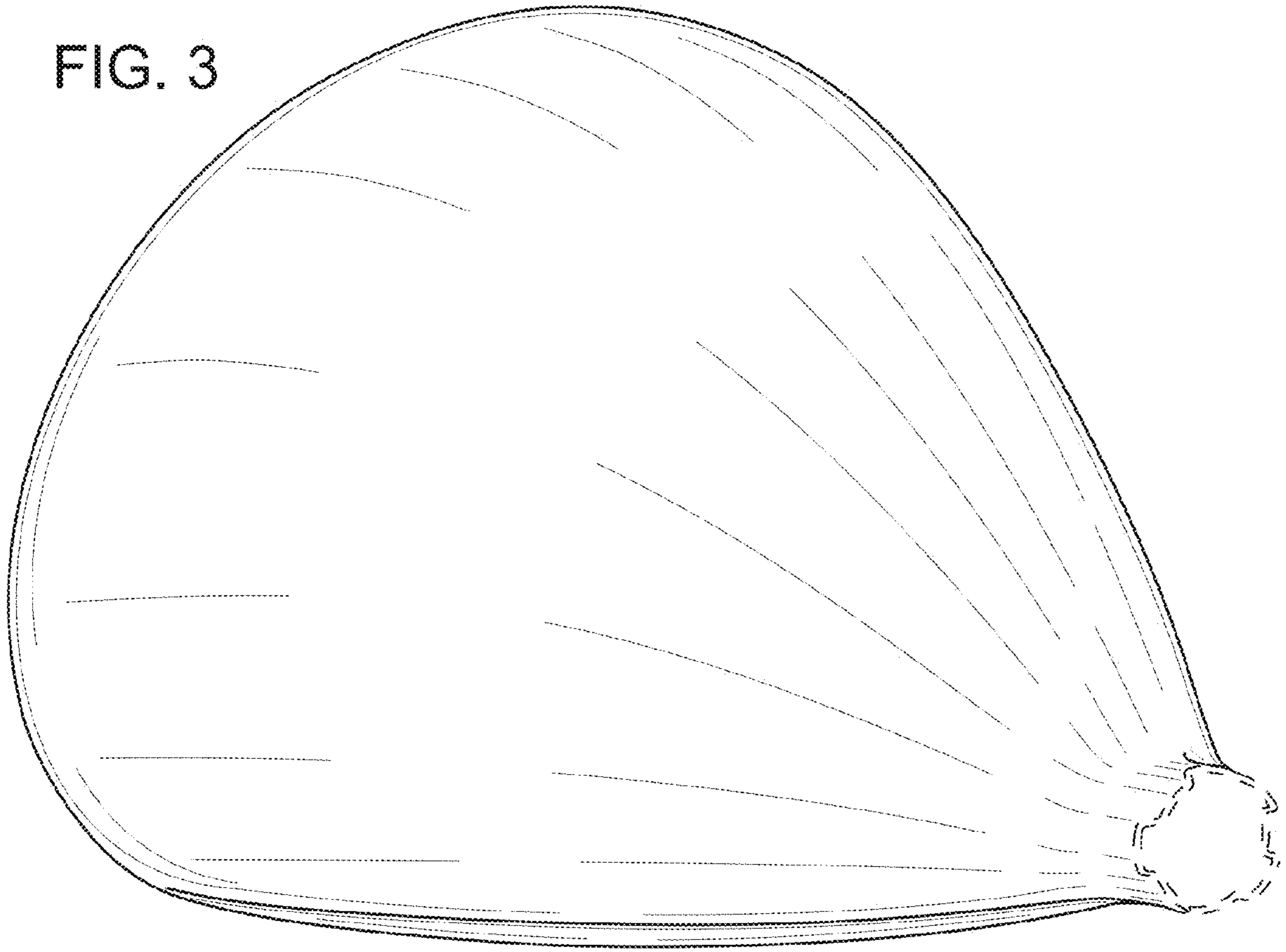


FIG. 4

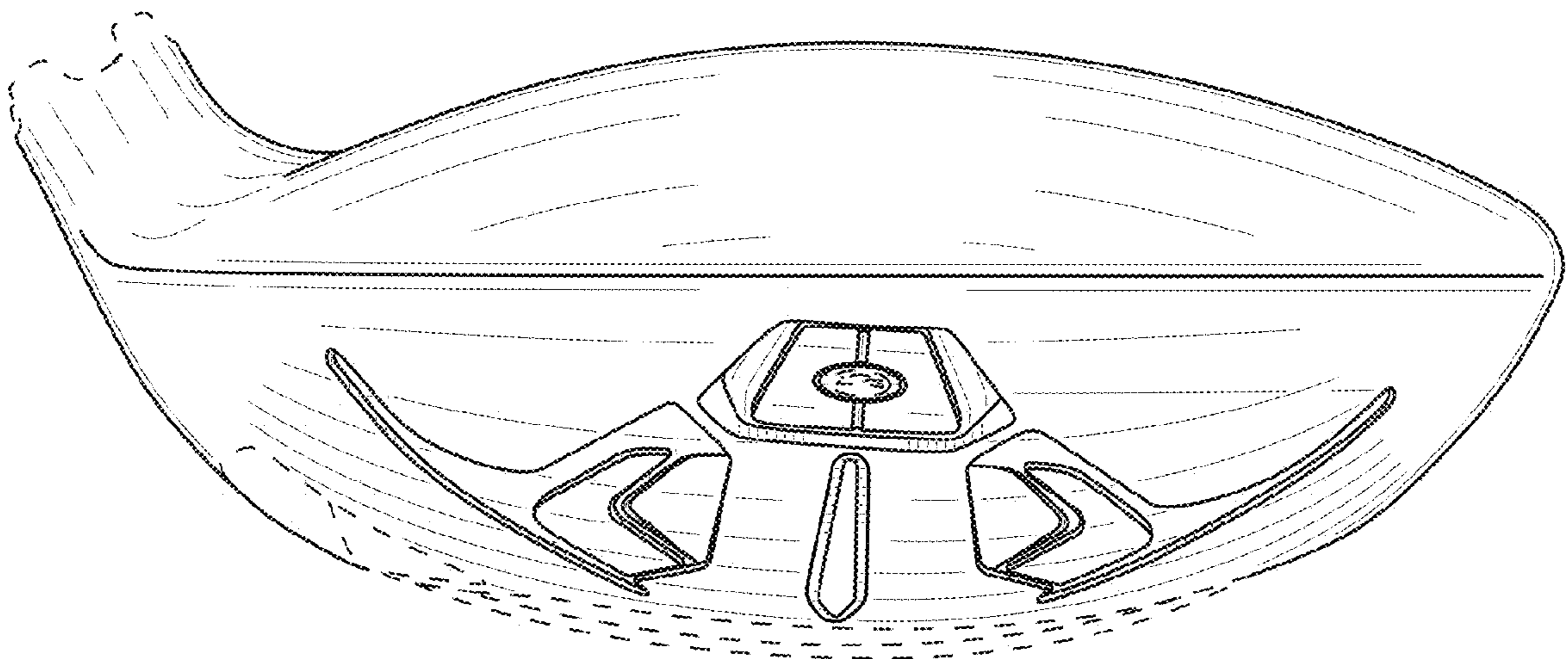


FIG. 5

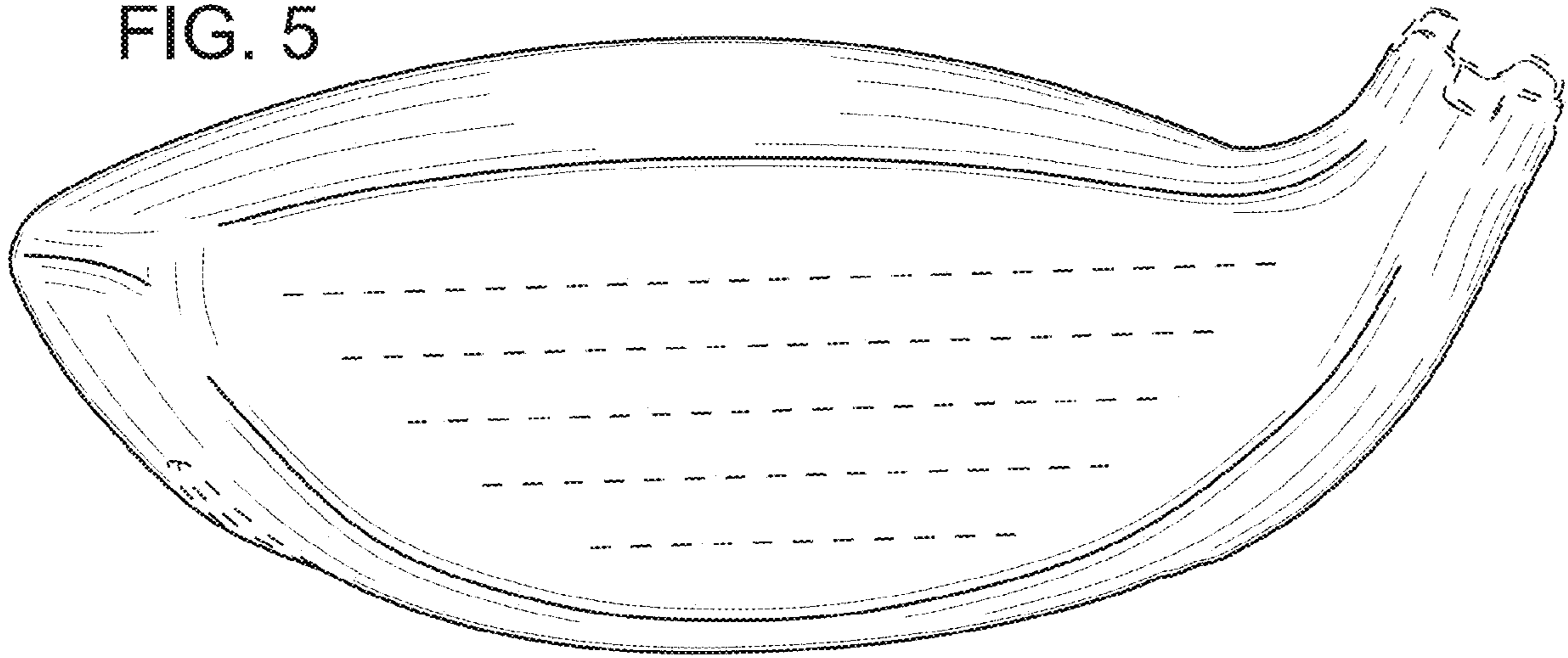


FIG. 6

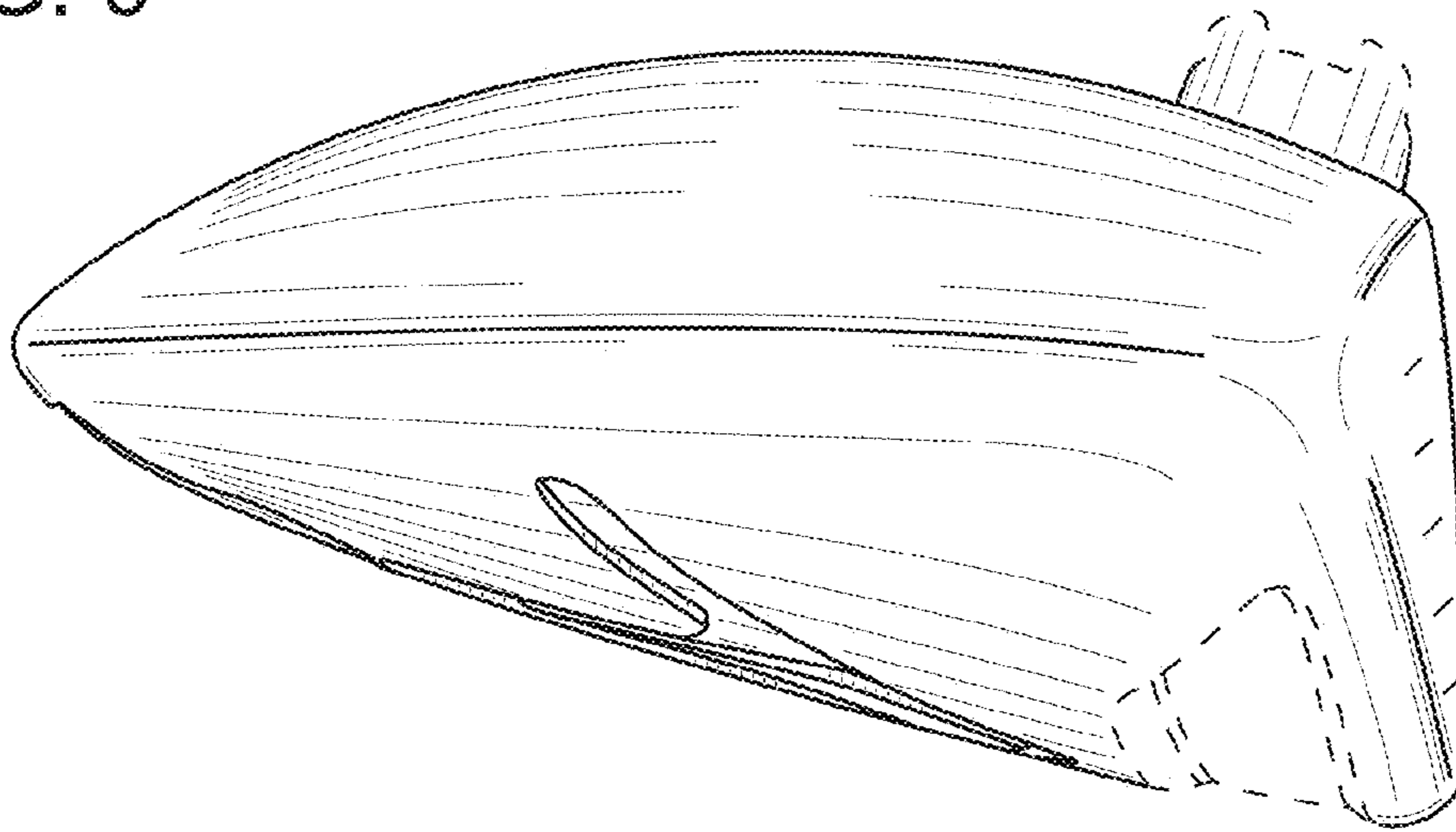


FIG. 7

